

## SAIL-M8BG-4-5.0U

**Weidmüller Interface GmbH & Co. KG**

Klingenbergstraße 26

D-32758 Detmold

Germany

[www.weidmueller.com](http://www.weidmueller.com)



Sensor/actuator cables are used for wiring sensors and actuators and for transmitting data or power in various applications. The moulded cable offers connected and tested connection of the plug-in connector to the cable ex-works. The cables may be exposed to a wide range of conditions, such as humidity, dust, heat, cold, shock or vibration.

Our developers have focused specifically on this issue and designed a host of different M8 and M12 sensor-actuator cables so you are bound to find the solution you need for your application.

Is there something you have not managed to find or you feel needs explanation? Talk to us!

### General ordering data

Version	Sensor/actuator line, One end without connector, M8, Number of poles : 4, 5 m, Female socket, straight, Shielded: No, LED: No, Sheath material: PUR, Halogen: No
Order No.	<a href="#">9457850500</a>
Type	SAIL-M8BG-4-5.0U
GTIN (EAN)	4032248229208
Qty.	1 pc(s).

Creation date August 16, 2021 10:17:33 PM CEST

Catalogue status 13.08.2021 / We reserve the right to make technical changes.

## SAIL-M8BG-4-5.0U

**Weidmüller Interface GmbH & Co. KG**

Klingenbergstraße 26

D-32758 Detmold

Germany

www.weidmueller.com

## Technical data

### Dimensions and weights

Net weight 129 g

### Environmental Product Compliance

REACH SVHC Lead 7439-92-1

### Technical specifications for cable

Acceleration	5 m/s <sup>2</sup>	Bending cycles	12 Mio
Bending radius, min., moving	10 x cable diameter	Bending radius, min., stationary	5 x cable diameter
Cable length	5 m	Colour coding	brown, white, blue, black
Configurable cable length	No	Core cross-section	0.25 mm <sup>2</sup>
Core in accordance with UL AWM style	10493 (80 °C / 300 V)	Halogen	No
Hydrolysis and microbe resistant	Yes	Insulation	PP
LABS-free	Yes	Number of poles	4
Outer cladding in accordance with UL AWM style	20233 (80 °C / 300 V)	Outside diameter	4.4 mm ± 0.2 mm
Resistance to oils		Resistance to spread of flame	In accordance with UL1581 UL/ CUL FT1, in accordance with IEC 60332-1-2, in accordance with IEC 60332-1-3, in accordance with IEC 60332-2-2
	in accordance with IEC 60811:404	Sheath material	PUR
Resistant to welding beads	No	Shielded	No
Sheathing colour	black	Suitable for cable carriers	Yes
Speed	5 m/s	Temperature range, stationary	-40...80 °C
Temperature range, moving	-25...80 °C		
Torsion resistance	360 °/m		

### General technical data

AF size	12 mm	Coding	A
Connection thread	M8	Contact surface	Gold-plated
Housing main material	PUR	Insulation strength	10 <sup>8</sup> Ω
LED	No	Plugging cycles	≥ 100
Pollution severity	3	Protection degree	IP65, IP66, IP67, IP68, when screwed in, IP69
Rated current	4 A	Rated voltage	30 V
Temperature range of housing	-25...+80 °C	Threaded ring material	Brass, nickel-plated
Tightening torque	M8: 0.5 - 0.6 Nm	Version	Female socket, straight
jumpered	No		

### Standards

Connector standard IEC 61076-2-104

### Classifications

ETIM 6.0	EC001855	ETIM 7.0	EC001855
ETIM 8.0	EC001855	ECLASS 9.0	27-06-03-11
ECLASS 9.1	27-06-03-11	ECLASS 10.0	27-06-03-11
ECLASS 11.0	27-06-03-11		

Creation date August 16, 2021 10:17:33 PM CEST

Catalogue status 13.08.2021 / We reserve the right to make technical changes.

**Data sheet****SAIL-M8BG-4-5.0U**

**Weidmüller Interface GmbH & Co. KG**  
Klingenbergstraße 26  
D-32758 Detmold  
Germany

[www.weidmueller.com](http://www.weidmueller.com)

**Technical data****Approvals**

Approvals



ROHS	Conform
UL File Number Search	E307231

**Downloads**

Engineering Data	<a href="#">STEP</a>
Engineering Data	<a href="#">EPLAN, WSCAD, Zuken E3.S</a>
Catalogues	<a href="#">Catalogues in PDF-format</a>
Brochures	<a href="#">FL FIELDWIRING EN</a> <a href="#">FL FIELDWIRING EN</a>

**Data sheet**

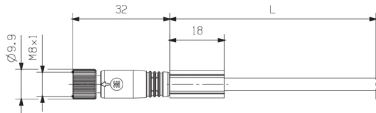
**SAIL-M8BG-4-5.0U**

**Weidmüller Interface GmbH & Co. KG**  
 Klingenbergstraße 26  
 D-32758 Detmold  
 Germany

www.weidmueller.com

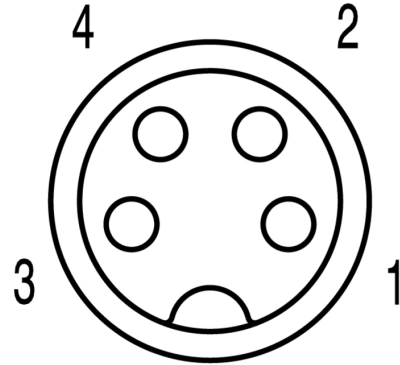
**Drawings**

**Dimensioned drawing**



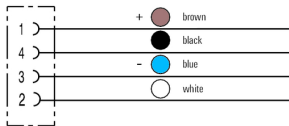
Straight socket

**Pole scheme**



Socket

**Wiring diagram**



**The ideal tool: Screwty<sup>®</sup> with torque function**



Light, securely screwed-in round plug-in connectors. Screwty set DM / VPE: 1 / Order No.: 1920000000 Adapters: M12, M12 F, M8, M8 F