

2016

CANADIAN RECOMMENDED PRODUCT LIST



Acuity Brands®

Acuity Controls™

LITHONIA
LIGHTING®

eldoLED®
your product | our drive

MARK
ARCHITECTURAL
LIGHTING™

gotham®

HEALTHCARE
LIGHTING®

Peerless®
Lighting for People®

HYDREL®

SUNOPTICS®














JUNO LIGHTING GROUP
















WINONA®
solutions | forms | light











2016

CANADIAN LED PRODUCT LIST



CI CODE	PART #	PRODUCT DESCRIPTION	
COMMERCIAL LED PRODUCTS			
CEILING MOUNT			
220AYN	FMML 7 827	Versi Lite 7", LED, surface mount, 10W, 2700K, white	
219TY2	FMML 7 830 M6	Versi Lite 7", LED, surface mount, 10W, 3000K, white	
215TTY	FMML 7 840 M6	Versi Lite 7", LED, surface mount, 10W, 4000K, white	
223XC3	FMML 7 830 WL	Versi Lite 7", LED, surface mount, 10W, 3000K, white, wet location	
224PR4	FMML 7 840 WL M6	Versi Lite 7", LED, surface mount, 10W, 4000K, white, wet location	
224AH9	FMML 7 830 WL DDBT M6	Versi Lite 7", LED, surface mount, 10W, 3000K, bronze, wet location	
223ALW	FMML 7 840 WL DDBT M6	Versi Lite 7", LED, surface mount, 10W, 4000K, bronze, wet location	
228AYV	FMML 13 827	Versi Lite 13", 2700K, 1768 Lumens, Energy Star, White	
228AYT	FMML 13 830	Versi Lite 13", 3000K, 1898 Lumens, Energy Star, White	
228AYP	FMML 13 840	Versi Lite 13", 4000K, 1985 Lumens, Energy Star, White	
228C03	FMML 13 827 DDBT	Versi Lite 13", 2700K, 1768 Lumens, Energy Star, Bronze	
228C02	FMML 13 830 DDBT	Versi Lite 13", 3000K, 1898 Lumens, Energy Star, Bronze	
228AYX	FMML 13 840 DDBT	Versi Lite 13", 4000K, 1985 Lumens, Energy Star, Bronze	
228C0N	FMML 13 827 DNA	Versi Lite 13", 2700K, 1768 Lumens, Energy Star, Aluminium	
228C07	FMML 13 830 DNA	Versi Lite 13", 3000K, 1898 Lumens, Energy Star, Aluminium	
228C04	FMML 13 840 DNA	Versi Lite 13", 4000K, 1985 Lumens, Energy Star, Aluminium	
228AY7	FMML 13 827 WL	Versi Lite 13", 2700K, 1768 Lumens, Energy Star, White, Wet Listed	
228AXX	FMML 13 830 WL	Versi Lite 13", 3000K, 1898 Lumens, Energy Star, White, Wet Listed	
228AXM	FMML 13 840 WL	Versi Lite 13", 4000K, 1985 Lumens, Energy Star, White, Wet Listed	
228AYG	FMML 13 827 WL DDBT	Versi Lite 13", 2700K, 1768 Lumens, Energy Star, Bronze, Wet Listed	
228AYE	FMML 13 830 WL DDBT	Versi Lite 13", 3000K, 1898 Lumens, Energy Star, Bronze, Wet Listed	
228AY9	FMML 13 840 WL DDBT	Versi Lite 13", 4000K, 1985 Lumens, Energy Star, Bronze, Wet Listed	
228AYN	FMML 13 827 WL DNA	Versi Lite 13", 2700K, 1768 Lumens, Energy Star, Aluminium, Wet Listed	
228AYL	FMML 13 830 WL DNA	Versi Lite 13", 3000K, 1898 Lumens, Energy Star, Aluminium, Wet Listed	
228AYJ	FMML 13 840 WL DNA	Versi Lite 13", 4000K, 1985 Lumens, Energy Star, Aluminium, Wet Listed	
216CM8	FMLRL 11 14840 M4	Low-Profile Round, semi-flush, LED, 11W	
216CMA	FMLRL 14 20840 M4	Low-Profile Round, semi-flush, LED, 14W	
216CME	FMLS L 11 14840 M4	Low-Profile Square, semi-flush, LED, 11W	
216CMG	FMLS L 14 20840 M4	Low-Profile Square, semi-flush, LED, 14W	
223X4W	FMMCL 840 S1 M4	LED Closet Light w/pullchain, 575 lumen, 4000K	
231U35	FMMCL 840 PIR M4	LED closet Light with PIR motion sensor , 575 lumen, 4000K	
231JH5	FMMCL 18 840 PIR M4	LED closet Light with PIR motion sensor , 18 inch, 575 lumen, 4000K	
231JH8	FMMCL 24 840 PIR M4	LED closet Light with PIR motion sensor , 24 inch, 575 lumen, 4000K	
LED GLOBE LIGHT			
224E8T	FMGLOL 6 7840 WH	6" Decorative LED Globe Light, White, 4000K, 80CRI, 526 Lumens	
224E8N	FMGLOL 6 7830 WH	6" Decorative LED Globe Light, White, 3000K, 80CRI, 526 Lumens	
224E8P	FMGLOL 6 7840 BNP	6" Decorative LED Globe Light, Brushed Nickel, 4000K, 80CRI, 526 Lumens	
224E8J	FMGLOL 6 7830 BNP	6" Decorative LED Globe Light, Brushed Nickel, 3000K, 80CRI, 526 Lumens	
224E8R	FMGLOL 6 7840 BZ	6" Decorative LED Globe Light, Bronze, 4000K, 80CRI, 526 Lumens	
224E8L	FMGLOL 6 7830 BZ	6" Decorative LED Globe Light, Bronze, 3000K, 80CRI, 526 Lumens	
LED DÉCOR 10" ROUND			
220RW8	FMDECL 10 14840 WH	10" Flush Mount LED Décor, White, 4000K, 80CRI, 960 Lumens	
220RW4	FMDECL 10 14830 WH	10" Flush Mount LED Décor, White, 3000K, 80CRI, 960 Lumens	
220RW6	FMDECL 10 14840 BN	10" Flush Mount LED Décor, Brushed Nickel, 4000K, 80CRI, 960 Lumens	
220RW0	FMDECL 10 14830 BN	10" Flush Mount LED Décor, Brushed Nickel, 3000K, 80CRI, 960 Lumens	
220RW7	FMDECL 10 14840 BZ	10" Flush Mount LED Décor, Bronze, 4000K, 80CRI, 960 Lumens	
220RW2	FMDECL 10 14830 BZ	10" Flush Mount LED Décor, Bronze, 3000K, 80CRI, 960 Lumens	








CI CODE	PART #	PRODUCT DESCRIPTION	
LED DÉCOR 14" ROUND			
220RVY	FMDECL 14 20840 WH	14" Flush Mount LED Décor, White, 4000K, 80CRI, 1570 Lumens	
220RVU	FMDECL 14 20830 WH	14" Flush Mount LED Décor, White, 3000K, 80CRI, 1570 Lumens	
220RVV	FMDECL 14 20840 BN	14" Flush Mount LED Décor, Brushed Nickel, 4000K, 80CRI, 1570 Lumens	
220RVN	FMDECL 14 20830 BN	14" Flush Mount LED Décor, Brushed Nickel, 3000K, 80CRI, 1570 Lumens	
220RVX	FMDECL 14 20840 BZ	14" Flush Mount LED Décor, Bronze, 4000K, 80CRI, 1570 Lumens	
220RVT	FMDECL 14 20830 BZ	14" Flush Mount LED Décor, Bronze, 3000K, 80CRI, 1570 Lumens	
LED 9" MUSHROOM			
224A2N	FMMUSL 9 14840 WH	9" Flush Mount, LED Mushroom, White, 4000K, 80CRI, 1400 Lumens	
224A2H	FMMUSL 9 14830 WH	9" Flush Mount, LED Mushroom, White, 3000K, 80CRI, 1400 Lumens	
224A2K	FMMUSL 9 14840 BNP	9" Flush Mount, LED Mushroom, Brushed Nickel, 4000K, 80CRI, 1400 Lumens	
224A2E	FMMUSL 9 14830 BNP	9" Flush Mount, LED Mushroom, Brushed Nickel, 3000K, 80CRI, 1400 Lumens	
224A2M	FMMUSL 9 14840 BZ	9" Flush Mount, LED Mushroom, Bronze, 4000K, 80CRI, 1400 Lumens	
224A2G	FMMUSL 9 14830 BZ	9" Flush Mount, LED Mushroom, Bronze, 3000K, 80CRI, 1400 Lumens	
DOWNLIGHT			
213EEL	LK3BPMW LED M4	3" LED combo pack c/w module and housing Non-IC	
226H6T	4BEMW LED 27K M6	4" baffle LED module, matte white, LED, 2700 K color temperature	
226H6W	4BEMW LED 30K M6	4" baffle LED module, matte white, LED, 3000 K color temperature	
226H70	4BEMW LED 40K M6	4" baffle LED module, matte white, LED, 4000 K color temperature	
226H6L	6SBEMW LED 27K M6	5" / 6" baffle LED module, matte white, LED, 2700 K color temperature	
226H6U	6SBEMW LED 30K M6	5" / 6" baffle LED module, matte white, LED, 3000 K color temperature	
226H6X	6SBEMW LED 40K M6	5" / 6" baffle LED module, matte white, LED, 4000 K color temperature	
224UJW	4BPMW LED 27K 90CRI M6	4" Downlight, LED Module, 2700K, 93CRI, Matte White Baffle	
224UK0	4BPMW LED 30K 90CRI M6	4" Downlight, LED Module, 3000K, 93CRI, Matte White Baffle	
224WCE	4BP TRMW R12	4" P-Series Trim Insert, Black Baffle w/Matte White Trim Ring	
224WCK	4BPORB R12	4" P-Series Trim Insert, Oil Rubbed Bronze Baffle	
224WCF	4BPBN R12	4" P-Series Trim Insert, Brushed Nickel Baffle	
224UJM	5BPMW LED 27K 90CRI M6	5" Downlight, LED Module, 2700K, 93CRI, Matte White Baffle	
224UJU	5BPMW LED 30K 90CRI M6	5" Downlight, LED Module, 3000K, 93CRI, Matte White Baffle	
224WE2	5BP TRMW R12	5" P-Series Trim Insert, Black Baffle w/Matte White Trim Ring	
224WE7	5BPORB R12	5" P-Series Trim Insert, Oil Rubbed Bronze Baffle	
224WE4	5BPBN R12	5" P-Series Trim Insert, Brushed Nickel Baffle	
224UJ4	6BPMW LED 27K 90CRI M6	6" Downlight, LED Module, 2700K, 93CRI, Matte White Baffle	
224UJA	6BPMW LED 30K 90CRI M6	6" Downlight, LED Module, 3000K, 93CRI, Matte White Baffle	
224UJG	6BPMW HL LED 27K 90CRI M6	6" Downlight, LED Module, 2700K, 93CRI, Matte White Baffle, High Lumen	
224UJL	6BPMW HL LED 30K 90CRI M6	6" Downlight, LED Module, 3000K, 93CRI, Matte White Baffle, High Lumen	
224WCP	6BP TRMW R12	6" P-Series Trim Insert, Black Baffle w/Matte White Trim Ring	
224WCV	6BPORB R12	6" P-Series Trim Insert, Oil Rubbed Bronze Baffle	
224WCT	6BPBN R12	6" P-Series Trim Insert, Brushed Nickel Baffle	










CI CODE	PART #	PRODUCT DESCRIPTION	
216HYY	4G1MW LED M6	4" Downlight, LED Module, Matte White, Gimbal	
218EKO	4G1MB LED M6	4" Downlight, LED Module, Matte Black, Gimbal	
218EJT	4G1BN LED M6	4" Downlight, LED Module, Brushed Nickel, Gimbal	
218EJG	4G1ORB LED M6	4" Downlight, LED Module, Oil Rubbed Bronze, Gimbal	
216J00	5G1MW LED M6	5" Downlight, LED Module, Matte White, Gimbal	
218EK2	5G1MB LED M6	5" Downlight, LED Module, Matte Black, Gimbal	
218EJU	5G1BN LED M6	5" Downlight, LED Module, Brushed Nickel, Gimbal	
218EJL	5G1ORB LED M6	5" Downlight, LED Module, Oil Rubbed Bronze, Gimbal	
216J01	6G1MW LED M6	6" Downlight, LED Module, Matte White, Gimbal	
218EK4	6G1MB LED M6	6" Downlight, LED Module, Matte Black, Gimbal	
218EJY	6G1BN LED M6	6" Downlight, LED Module, Brushed Nickel, Gimbal	
218EJP	6G1ORB LED M6	6" Downlight, LED Module, Oil Rubbed Bronze, Gimbal	
236VG1	WF3 LED 30K MW M6	3" Ultra-Thin Wafer Light Matte White Led, 3000K, 80CRI, Energy Star Listed	
236VG2	WF4 LED 30K MW M6	4" Ultra-Thin Wafer Light Matte White Led, 3000K, 80CRI, Energy Star Listed	
236VG3	WF6 LED 30K MW M6	6" Ultra-Thin Wafer Light Matte White Led, 3000K, 80CRI, Energy Star Listed	
236VG4	WF3 LED 40K MW M6	3" Ultra-Thin Wafer Light Matte White Led, 4000K, 80CRI, Energy Star Listed	
236VG5	WF4 LED 40K MW M6	4" Ultra-Thin Wafer Light Matte White Led, 4000K, 80CRI, Energy Star Listed	
236VG6	WF6 LED 40K MW M6	6" Ultra-Thin Wafer Light Matte White Led, 4000K, 80CRI, Energy Star Listed	
RESIDENTIAL DOWNLIGHTING CANS			
220YTE	L3LED T24 R6	4" Downlight Housing, LED module, IC/non-IC, airtight, new const	
220YRW	L5LED T24 R6	5" Downlight Housing, LED module, IC/non-IC, airtight, new const	
205F14	L7XLED T24 U	6" Downlight Housing, LED module, IC/non-IC, airtight, new const	
122H7U	L3 R6	4" Downlight Housing, IC/non-IC, airtight, new const	
122H7N	L5 R6	5" Downlight Housing, IC/non-IC, airtight, new const	
122H7E	L7X R6	6" Downlight Housing, IC/non-IC, airtight, new const	
221TJN	L3RLED T24 R6	4" Downlight Housing, LED module, IC/non-IC, airtight, remodel	
221TJG	L5RLED T24 R6	5" Downlight Housing, LED module, IC/non-IC, airtight, remodel	
205F15	L7XRLED T24 U	6" Downlight Housing, LED module, IC/non-IC, airtight, remodel	
122H7W	L3R R6	4" Downlight Housing, IC/non-IC, airtight, remodel	
122H7R	L5R R6	5" Downlight Housing, IC/non-IC, airtight, remodel	
122H7H	L7XR R6	6" Downlight Housing, IC/non-IC, airtight, remodel	
SURFACE MOUNT LED			
218E47	MNSL MV M6	Striplight, LED, dry location, 120-277V, 2100 lumen	
218FHX	XWMLLED	Wet Location Strip, LED 120V, 1800 lumen	
220PWM	1290L	4' LED OPP Shoplight, white housing w/5' white cord and plug	
220PWP	1292L	4' LED Premium Shoplight, silver housing w/5' black cord and plug	
LED STRIPS			
223X1R	ZL1N L24 3000LM L/LENS MVOLT 40K 80CRI WH	Strip Fixture, LED, 24", 120-277V, 3000 lumen, 4000K, no lens	
224AR9	ZL1N L24 3000LM FST MVOLT 40K 80CRI WH	Strip Fixture, LED, 24", 120-277V, 3000 lumen, 4000K, w/lens	
224CRE	ZL1N L48 3000LM L/LENS MVOLT 40K 80CRI WH	Strip Fixture, LED, 48", 120-277V, 3000 lumen, 4000K, no lens	
224APN	ZL1N L48 3000LM FST MVOLT 40K 80CRI WH	Strip Fixture, LED, 48", 120-277V, 3000 lumen, 4000K, w/lens	
224FMN	ZL1N L48 3000LM L/LENS HVOLT 40K 80CRI WH	Strip Fixture, LED, 48", 347V, 3000 lumen, 4000K, no lens	
224JHL	ZL1N L48 3000LM FST HVOLT 40K 80CRI WH	Strip Fixture, LED, 48", 347V, 3000 lumen, 4000K, w/lens	
224ELX	ZL1N L48 5000LM L/LENS MVOLT 40K 80CRI WH	Strip Fixture, LED, 48", 120-277V, 5000 lumen, 4000K, no lens	
224C5C	ZL1N L48 5000LM FST MVOLT 40K 80CRI WH	Strip Fixture, LED, 48", 120-277V, 5000 lumen, 4000K, w/lens	
224JHR	ZL1N L48 5000LM L/LENS HVOLT 40K 80CRI WH	Strip Fixture, LED, 48", 347V, 5000 lumen, 4000K, no lens	
224JHW	ZL1N L48 5000LM FST HVOLT 40K 80CRI WH	Strip Fixture, LED, 48", 347V, 5000 lumen, 4000K, w/lens	
224CRH	TZL1N L96 6000LM L/LENS MVOLT 40K 80CRI WH	LED Z Strips ZL1 Series	
224HLF	TZL1N L96 6000LM FST MVOLT 40K 80CRI WH	LED Z Strips ZL1 Series	

CI CODE	PART #	PRODUCT DESCRIPTION	
LED WRAPS			
226LWP	FMLWL 24 840	Decorative 2' LED Wrap, Flush Mount, 120V, 85 CRI, 2380 lumens	<small>CONTRACTOR SELECT</small>
226LWW	FMLWL 48 840	Decorative 4' LED Wrap, Flush Mount, 120V, 85 CRI, 2380 lumens	<small>CONTRACTOR SELECT</small>
231MEK	SBL2 LP835	2' LED DIMMABLE SQUARE BASKET WRAPAROUND, 2400 LUMENS, 120V, 3500K,	<small>CONTRACTOR SELECT</small>
230WUF	SBL2 LP840	2' LED DIMMABLE SQUARE BASKET WRAPAROUND, 2400 LUMENS, 120V, 4000K	<small>CONTRACTOR SELECT</small>
231MEL	SBL4 LP835	4' LED DIMMABLE SQUARE BASKET WRAPAROUND, 4500 LUMENS, 120V, 3500K	<small>CONTRACTOR SELECT</small>
230WEC	SBL4 LP840	4' LED DIMMABLE SQUARE BASKET WRAPAROUND, 4500 LUMENS, 120V, 4000K	<small>CONTRACTOR SELECT</small>
231T8K	SBL4 347LP835	4' LED DIMMABLE SQUARE BASKET WRAPAROUND, 4500 LUMENS, 347V, 3500K	<small>CONTRACTOR SELECT</small>
231T8N	SBL4 347LP840	4' LED DIMMABLE SQUARE BASKET WRAPAROUND, 4500 LUMENS, 347V, 4000K	<small>CONTRACTOR SELECT</small>
217X9K	LBL2 LP835	Low-Profile Wrap, 2' LED, 0-10V dimming, 120V	<small>CONTRACTOR SELECT</small>
217X9P	LBL4 LP835	Low-Profile Wrap, 4' LED, 0-10V dimming, 120V	<small>CONTRACTOR SELECT</small>
TROFFERS 1X4 CONTRACTOR SELECT			
229E8J	GTL4 LP835	Lensed LED Troffer, 1x4, 80+ CRI, 3500K	<small>CONTRACTOR SELECT</small>
229E8E	GTL4 LP840	Lensed LED Troffer, 1x4, 80+ CRI, 4000K	<small>CONTRACTOR SELECT</small>
229K7U	GTL4 347 LP835	Lensed LED Troffer, 1x4, 347V, 80+ CRI, 3500K	<small>CONTRACTOR SELECT</small>
229K7W	GTL4 347 LP840	Lensed LED Troffer, 1x4, 347V, 80+ CRI, 4000K	<small>CONTRACTOR SELECT</small>
235YHX	BLT4 40L ADP LP835	BLT 1'x4' Troffer, 4000 Lumens, 3500K, 120V, DLC Listed	<small>CONTRACTOR SELECT</small>
235YJ0	BLT4 40L ADP LP840	BLT 1'x4' Troffer, 4000 Lumens, 4000K, 120V, DLC Listed	<small>CONTRACTOR SELECT</small>
TROFFERS 2X2 CONTRACTOR SELECT			
224P56	2GTL2 LP835	Lensed Troffer, 2'x2', LED 0-10V dim, A12 lens, 3500K, 120V	<small>CONTRACTOR SELECT</small>
224P54	2GTL2 LP840	Lensed Troffer, 2'x2', LED 0-10V dim, A12 lens, 4000K, 120V	<small>CONTRACTOR SELECT</small>
225FFT	2GTL2 347 LP835	Lensed Troffer, 2'x2', LED 0-10V dim, A12 lens, 3500K, 347V	<small>CONTRACTOR SELECT</small>
225FFY	2GTL2 347 LP840	Lensed Troffer, 2'x2', LED 0-10V dim, A12 lens, 4000K, 347V	<small>CONTRACTOR SELECT</small>
235MPJ	2BLT2 33L ADP LP835	BLT 2'x2' Troffer, 3300 Lumens, 3500K, 120V, DLC Listed	<small>CONTRACTOR SELECT</small>
235MPN	2BLT2 33L ADP LP840	BLT 2'x2' Troffer, 3300 Lumens, 4000K, 120V, DLC Listed	<small>CONTRACTOR SELECT</small>
TROFFERS 2X4 CONTRACTOR SELECT			
224P52	2GTL4 LP835	Lensed Troffer, 2'x4', LED 0-10V dim, A12 lens, 3500K, 120V	<small>CONTRACTOR SELECT</small>
224GP5	2GTL4 LP840	Lensed Troffer, 2'x4', LED 0-10V dim, A12 lens, 4000K, 120V	<small>CONTRACTOR SELECT</small>
225FG0	2GTL4 347 LP835	Lensed Troffer, 2'x4', LED 0-10V dim, A12 lens, 3500K, 347V	<small>CONTRACTOR SELECT</small>
225FG1	2GTL4 347 LP840	Lensed Troffer, 2'x4', LED 0-10V dim, A12 lens, 4000K, 347V	<small>CONTRACTOR SELECT</small>
235MPR	2BLT4 40L ADP LP835	BLT 2'x4' Troffer, 4000 Lumens, 3500K, 120V, DLC Listed	<small>CONTRACTOR SELECT</small>
235PUR	2BLT4 40L ADP LP840	BLT 2'x4' Troffer, 4000 Lumens, 3500K, 120V, DLC Listed	<small>CONTRACTOR SELECT</small>
235YH9	2BLT4 46L ADP LP835	BLT 2'x4' Troffer, 4600 Lumens, 3500K, 120V, DLC Listed	<small>CONTRACTOR SELECT</small>
235YHU	2BLT4 46L ADP LP840	BLT 2'x4' Troffer, 4600 Lumens, 4000K, 120V, DLC Listed	<small>CONTRACTOR SELECT</small>
TROFFERS FS SERIES			
224GPA	2FSL2 33L EZ1 LP835	Recessed LED Troffer, 2x2, 3300 Lumens, 0-10V driver, 3500K	<small>CONTRACTOR SELECT</small>
224NUR	2FSL2 33L EZ1 LP840	Recessed LED Troffer, 2x2, 3300 Lumens, 0-10V driver, 4000K	<small>CONTRACTOR SELECT</small>
224GR9	2FSL4 40L EZ1 LP835	Recessed LED Troffer, 2x4, 4000 Lumens, 0-10V driver, 3500K	<small>CONTRACTOR SELECT</small>
224P54	2FSL4 40L EZ1 LP840	Recessed LED Troffer, 2x4, 4000 Lumens, 0-10V driver, 4000K	<small>CONTRACTOR SELECT</small>









CI CODE	PART #	PRODUCT DESCRIPTION
INDUSTRIAL LED		
223W90	IBH 12L MVOLT	Bay Light, LED, 0-10V dim, 120-277V, 12L
223W95	IBH 12L HVOLT	Bay Light, LED, 0-10V dim, 347V, 12L
223W9X	IBH 12L MVOLT CS93W	Bay Light, LED, 0-10V dim, 120-277V, 12L, c/w 6' cord
223W9R	IBH 12L HVOLT CS93W	Bay Light, LED, 0-10V dim, 347V, 12L, c/w 6' cord
223G65	IBH 18L MVOLT	Bay Light, LED, 0-10V dim, 120-277V, 18L
223KPM	IBH 18L HVOLT	Bay Light, LED, 0-10V dim, 347V, 18L
223U2X	IBH 18L MVOLT CS93W	Bay Light, LED, 0-10V dim, 120-277V, 18L, c/w 6' cord
223U2W	IBH 18L HVOLT CS93W	Bay Light, LED, 0-10V dim, 347V, 18L, c/w 6' cord
222UN6	IBH 24L MVOLT	Bay Light, LED, 0-10V dim, 120-277V, 24L
223KPW	IBH 24L HVOLT	Bay Light, LED, 0-10V dim, 347V, 24L
223U34	IBH 24L MVOLT CS93W	Bay Light, LED, 0-10V dim, 120-277V, 24L, c/w 6' cord
223U32	IBH 24L HVOLT CS93W	Bay Light, LED, 0-10V dim, 347V, 24L, c/w 6' cord
213AX0	IBL 18L WD LP740 DLC	Ind High Bay, LED 0-10V dim, 120-277V, 18L, wide dist
213XF7	IBL 18L WD LP750 DLC	Ind High Bay, LED 0-10V dim, 120-277V, 18L, wide dist
219E1G	IBL 18L WD CS93WL10 LP750 DLC	Ind High Bay, LED 0-10V dim, 120-277V, 18L, wide dist, w/cord, 5000K
213VRU	IBL 24L WD LP740 DLC	Ind High Bay, LED 0-10V dim, 120-277V, 24L, wide dist
213VVK	IBL 24L WD LP750 DLC	Ind High Bay, LED 0-10V dim, 120-277V, 24L, wide dist, 5000K
219E18	IBL 24L WD CS93WL10 LP750 DLC	Ind High Bay, LED 0-10V dim, 120-277V, 24L, wide dist, w/cord, 5000K
234MU5	DMW2 L24 2000L AFL MD MVOLT GZ1 40K 80CRI	2' wet location vaportight LED fixture, 4000K, 120V, 2536 lumens, 18W, DLC listed
234MUE	DMW2 L24 2000L AFL MD MVOLT GZ1 50K 80CRI	2' wet location vaportight LED fixture, 5000K, 120V, 2661 lumens, 18W, DLC listed
234MU8	DMW2 L24 3000L AFL MD MVOLT GZ1 40K 80CRI	2' wet location vaportight LED fixture, 4000K, 120V, 3651 lumens, 18W, DLC listed
234MUF	DMW2 L24 3000L AFL MD MVOLT GZ1 50K 80CRI	2' wet location vaportight LED fixture, 5000K, 120V, 3831 lumens, 18W, DLC listed
234MUA	DMW2 L24 4000L AFL MD MVOLT GZ1 40K 80CRI	2' wet location vaportight LED fixture, 4000K, 120V, 4855 lumens, 18W, DLC listed
234MUR	DMW2 L24 4000L AFL MD MVOLT GZ1 50K 80CRI	2' wet location vaportight LED fixture, 5000K, 120V, 5094 lumens, 18W, DLC listed
OUTDOOR LED		
213PE1	DSXF1 LED 1 50K M4	Flood Size 1, 1 COB LED, 120V, knuckle mount, gen dist
213PE5	DSXF1 LED 2 50K M4	Flood Size 1, 2 COB LED, 120V, knuckle mount, gen dist
213PE9	DSXF2 LED 3 50K M2	Flood Size 2, 3 COB LED, 120V, knuckle mount, gen dist
213PCV	DSXF2 LED 4 50K M2	Flood Size 2, 4 COB LED, 120V, knuckle mount, gen dist
216LP6	DSXF2 LED 3 A530/50K WFL MVOLT YCK62 DDBXD	Flood Size 2, 3 COB LED, 120V, yoke mount, wide dist
216GYU	DSXF2 LED 4 A530/50K WFL MVOLT YCK62 DBLXD	Flood Size 2, 4 COB LED, 120V, yoke mount, wide dist
216W9W	DSXF2 LED 4 A530/50K WFL 347 YCK62 DDBXD	Flood Size 2, 4 COB LED, 347V, yoke mount, wide dist
217E6P	DSXF3 LED 6 A530/50K WFL MVOLT YCK62 DDBXD	Flood size 3, 6 COB LED, 120V yoke mount, wide dist
216J72	DSXF3 LED 8 A530/50K WFL MVOLT YCK62 DDBXD	Flood size 3, 8 COB LED, 120V yoke mount, wide dist
217HTO	DSXF3 LED 8 A530/50K WFL 347 YCK62 DDBXD	Flood size 3, 8 COB LED, 347 yoke mount, wide dist
238KM5	JCBL 18000LM MVOLT GZ10 40K 70CRI PM HC6	Lithonia JCBL Round High Bay, 18000 Lumens, 4000K, 162W, 6' Cord W/ Hook No Plug, Dlc Listed
238KM6	JCBL 18000LM MVOLT GZ10 40K 70CRI PM	Lithonia JCBL Round High Bay, 18000 Lumens, 4000K, 162W, Pendant Mount Dlc Listed
238KM7	JCBL 18000LM MVOLT GZ10 50K 70CRI PM HC6	Lithonia JCBL Round High Bay, 18000 Lumens, 5000K, 162W, 6' Cord W/ Hook No Plug, DLC Listed
238KM9	JCBL 18000LM MVOLT GZ10 50K 70CRI PM	Lithonia JCBL Round High Bay, 18000 Lumens, 5000K, 162W, Pendant Mount, DLC Listed
238KLX	JCBL 24000LM MVOLT GZ10 40K 70CRI PM HC6	Lithonia JCBL Round High Bay, 24000 Lumens, 4000K, 200W, 6' Cord W/ Hook No Plug, DLC Listed
238KM1	JCBL 24000LM MVOLT GZ10 40K 70CRI PM	Lithonia JCBL Round High Bay, 24000 Lumens, 4000K, 200W, Pendant Mount, DLC Listed
238KM3	JCBL 24000LM MVOLT GZ10 50K 70CRI PM HC6	Lithonia JCBL Round High Bay, 24000 Lumens, 5000K, 200W, 6' Cord W/ Hook No Plug, DLC Listed
238KM4	JCBL 24000LM MVOLT GZ10 50K 70CRI PM	Lithonia JCBL Round High Bay, 24000 Lumens, 5000K, 200W, Pendant Mount, DLC Listed



CI CODE	PART #	PRODUCT DESCRIPTION	
238XXV	JCBL 18000LM 347 GZ10 40K 70CRI PM	Lithonia JCBL Round High Bay, 18000 Lumens, 347V, 4000k, 162W, Pendant Mount, DLC Listed	
238XXP	JCBL 18000LM 347 GZ10 40K 70CRI PM HC6	Lithonia JCBL Round High Bay, 18000 Lumens, 347V, 4000k, 162W, 6' Cord W/ Hook No Plug, DLC Listed	
238XXY	JCBL 18000LM 347 GZ10 50K 70CRI PM	Lithonia JCBL Round High Bay, 18000 Lumens, 347V, 5000k, 162W, Pendant Mount, DLC Listed	
238XXW	JCBL 18000LM 347 GZ10 50K 70CRI PM HC6	Lithonia JCBL Round High Bay, 18000 Lumens, 347V, 5000k, 162W, 6' Cord W/ Hook No Plug, DLC Listed	
238XXC	JCBL 24000LM 347 GZ10 40K 70CRI PM HC6	Lithonia JCBL Round High Bay, 24000 Lumens, 347V, 4000k, 200W, 6' Cord W/ Hook No Plug, Dlc Listed	
238XXE	JCBL 24000LM 347 GZ10 40K 70CRI PM	Lithonia JCBL Round High Bay, 24000 Lumens, 347V, 4000k, 200W, Pendant Mount, Dlc Listed	
238XXJ	JCBL 24000LM 347 GZ10 50K 70CRI PM	Lithonia JCBL Round High Bay, 24000 Lumens, 347V, 5000k, 200W, Pendant Mount, Dlc Listed	
238XXG	JCBL 24000LM 347 GZ10 50K 70CRI PM HC	Lithonia JCBL Round High Bay, 24000 Lumens, 347V, 5000k, 200W, 6' Cord W/ Hook No Plug, Dlc Listed	
238KLW	ACFR J10	Acrylic Frosted Reflector (Multiples Of 10)	
238KH2	ACFR U	Acrylic Frosted Reflector	
238KLR	SALR J10	Specular Aluminium Reflector (Multiples Of 10)	
238KH0	SALR U	Specular Aluminium Reflector	
238P3F	WGJCLB	Wire Guard	
LED FLOODLIGHTS			
220R5X	OLF 2RH 40K 120V MO BZ	Security Light, 180 Motion Sensor LED, 120V, 19W 2 head, bronze	
220R61	OLF 2RH 40K 120V MO WH	Security Light, 180 Motion Sensor LED, 120V, 19W, 2 head, white	
215YX2	OFLR 9LN 120 P BZ M2	Security Light, Dusk to Dawn photocell, LED, 120V, 22W 3 head, bronze	
215YX1	OFLR 9LN 120 P WH M2	Security Light, Dusk to Dawn photocell, LED, 120V, 22W, 3 head, white	
202W24	OFLR 6LC 120 MO BZ M2	Security Light, 180° Motion Sensor, LED, 120V, 22W 2 head, bronze	
202W23	OFLR 6LC 120 MO WH M2	Security Light, 180° Motion Sensor, LED, 120V, 22W, 2 head, white	
215YX0	OFLR 9LN 120 MO BZ M2	Security Light, 180° Motion Sensor, LED, 120V, 22W 3 head, bronze	
215YWY	OFLR 9LN 120 MO WH M2	Security Light, 180° Motion Sensor, LED, 120V, 22W, 3 head, white	
235M68	OFL1 LED P1 40K MVOLT THK DDBXD M4	Lithonia Of11 Led Flood Light, Ip65, 4000k, 120v, 23w, 2071 Lumens, Dlc Listed, Knuckle Mount	
235M6K	OFL1 LED P1 40K MVOLT YK DDBXD M4	Lithonia Of11 Led Flood Light, Ip65, 4000k, 120v, 23w, 2071 Lumens, Dlc Listed, Yoke Mount	
235M6F	OFL1 LED P1 50K MVOLT THK DDBXD M4	Lithonia Of11 Led Flood Light, Ip65, 5000k, 120v, 23w, 2137 Lumens, Dlc Listed, Knuckle Mount	
235M6N	OFL1 LED P1 50K MVOLT YK DDBXD M4	Lithonia Of11 Led Flood Light, Ip65, 5000k, 120v, 23w, 2137 Lumens, Dlc Listed, Yoke Mount	
235M6P	OFL1 LED P2 40K MVOLT THK DDBXD M4	Lithonia Of11 Led Flood Light, Ip65, 4000k, 120v, 49w, 3963 Lumens, Dlc Listed, Knuckle Mount	
235M71	OFL1 LED P2 40K MVOLT YK DDBXD M4	Lithonia Of11 Led Flood Light, Ip65, 4000k, 120v, 49w, 3963 Lumens, Dlc Listed, Yoke Mount	
235M6T	OFL1 LED P2 50K MVOLT THK DDBXD M4	Lithonia OFL1 LED FLOOD LIGHT, IP65, 5000K, 120V, 49W, 3979 LUMENS, DLC LISTED, KNUCKLE MOUNT	
235M72	OFL1 LED P2 50K MVOLT YK DDBXD M4	Lithonia Of11 Led Flood Light, Ip65, 5000k, 120v, 49w, 3979 Lumens, Dlc Listed, Yoke Mount	
235MC1	OFL1WG M6	Lithonia Of11 Wire Guard Accessory	
235MC2	OFL1VG M6	Lithonia Of11 Vandal Guard Accessory	
216G5K	DSXF1/2TS DDBXD U	Slipfitter Attachment	
235MA7	OFL2 LED P2 40K 347 IS DDBXD M2	Lithonia Of12 Led Flood Light, Ip65, 4000k, 347v, 121w, 2071 Lumens, Dlc Listed, Slipfitter	
235MAC	OFL2 LED P2 40K 347 YK DDBXD M2	Lithonia Of12 Led Flood Light, Ip65, 4000k, 347v, 121w, 2071 Lumens, Dlc Listed, Yoke Mount	
235M9Y	OFL2 LED P2 40K MVOLT IS DDBXD	Lithonia Of12 Led Flood Light, Ip65, 4000k, 120v, 121w, 2137 Lumens, Dlc Listed, Slipfitter	
235MA4	OFL2 LED P2 40K MVOLT YK DDBXD M2	Lithonia Of12 Led Flood Light, Ip65, 4000k, 120v, 121w, 2137 Lumens, Dlc Listed, Yoke Mount	
235MA8	OFL2 LED P2 50K 347 IS DDBXD M2	Lithonia Of12 Led Flood Light, Ip65, 5000k, 347v, 121w, 2137 Lumens, Dlc Listed, Slipfitter	
235MAE	OFL2 LED P2 50K 347 YK DDBXD M2	Lithonia Of12 Led Flood Light, Ip65, 5000k, 347v, 121w, 3963 Lumens, Dlc Listed, Yoke Mount	
235MA2	OFL2 LED P2 50K MVOLT IS DDBXD M2	Lithonia Of12 Led Flood Light, Ip65, 5000k, 120v, 121w, 3963 Lumens, Dlc Listed, Slipfitter	
235MA6	OFL2 LED P2 50K MVOLT YK DDBXD M2	Lithonia Of12 Led Flood Light, Ip65, 5000k, 120v, 121w, 3979 Lumens, Dlc Listed, Yoke Mount	

CI CODE	PART #	PRODUCT DESCRIPTION	
235MAR	OFL2 LED P3 40K 347 IS DDBXD	Lithonia Ofi2 Led Flood Light, Ip65, 4000k, 347v, 183w, 14,900 Lumens, Dlc Listed, Slipfitter	
235MAU	OFL2 LED P3 40K 347 YK DDBXD	Lithonia Ofi2 Led Flood Light, Ip65, 4000k, 347v, 183w, 14,510 Lumens, Dlc Listed, Yoke Mount	
235MAF	OFL2 LED P3 40K MVOLT IS DDBXD M2	Lithonia Ofi2 Led Flood Light, Ip65, 4000k, 120v, 183w, 14,510lumens, Dlc Listed, Slipfitter	
235MAJ	OFL2 LED P3 40K MVOLT YK DDBXD M2	Lithonia Ofi2 Led Flood Light, Ip65, 4000k, 120v, 183w, 14,900 Lumens, Dlc Listed, Yoke Mount	
235MAT	OFL2 LED P3 50K 347 IS DDBXD	Lithonia Ofi2 Led Flood Light, Ip65, 5000k, 347v, 183w, 14,510 Lumens, Dlc Listed, Slipfitter	
235MAV	OFL2 LED P3 50K 347 YK DDBXD M2	Lithonia Ofi2 Led Flood Light, Ip65, 5000k, 347v, 183w, 14,510 Lumens, Dlc Listed, Yoke Mount	
235MAH	OFL2 LED P3 50K MVOLT IS DDBXD M2	Lithonia Ofi2 Led Flood Light, Ip65, 5000k, 120v, 183w, 14,510 Lumens, Dlc Listed, Slipfitter	
235MAP	OFL2 LED P3 50K MVOLT YK DDBXD	Lithonia Ofi2 Led Flood Light, Ip65, 5000k, 120v, 183w, 14,510 Lumens, Dlc Listed, Yoke Mount	
235MC5	OFL2WG	Lithonia Ofi2 Wire Guard Accessory	
235MC7	OFL2VG M6	Lithonia Ofi2 Vandal Guard Accessory	
217AVH	OLFL 14 PE BZ M4	Security Light, Flood, LED, 120V, 18W, 1350 lumen, bronze w/photocell	
217AXE	OLBF 8 50K DDB M6	OutdoorLED Bullet Flood, 3000K , 592 Lumens, 11 Watts, MVOLT	
218N3W	OLBF 8 30K DDB M6	OutdoorLED Bullet Flood, 3000K , 592 Lumens, 11 Watts, MVOLT	
217AXC	OLBS 8 50K DDB M6	Outdoor LED Bullet Spot, 5000K, 832 Lumens, 11 Watts, MVOLT	
218N3Y	OLBS 8 30K DDB M6	Outdoor LED Bullet Spot, 3000K, 638 Lumens, 11 Watts, MVOLT	
214F9W	OLCFM 15 DDB M4	LED Outdoor Decorative Wall Mount Bronze	
217WPP	OLCFM 15 WH M4	LED Outdoor Decorative Wall Mount WH	
214F9R	OLCS 8 DDB M4	LED Outdoor Decorative Wall Mount Bronze	
217AX9	OLCS 8 WH M4	LED Outdoor Decorative Wall Mount WH	
WALL PACKS			
204Y4L	OLW14 M2	Wall Mount, LED, 120-277V, 1400 lumen, bronze w/photocell	
207K62	OLW14 WH M2	Wall Mount, LED, 120-277V, 1400 lumen, white w/photocell	
208RGU	OLW 23 M2	Wall Mount, LED, 120-277V, 2300 lumen, bronze w/photocell	
208RGV	OLW 31 M2	Wall Mount, LED, 120-277V, 3100 lumen, bronze w/photocell	
136XUY	OMA M6	Mounting Arm accessory for OLW23-31	
225G13	OLWX1 LED 13W 40K M4	Low Profile Wall Pack, LED, 13 watt LED, 40K color temperature	
225G14	OLWX1 LED 13W 50K M4	Low Profile Wall Pack, LED, 13 watt LED, 50K color temperature	
225G1C	OLWX1 LED 13W 50K 347 M4	Low Profile Wall Pack, LED, 13 watt LED, 50K color temperature, 347V	
225G1E	OLWX1 LED 20W 40K M4	Low Profile Wall Pack, LED, 20 watt LED, 40K color temperature	
225G1F	OLWX1 LED 20W 50K M4	Low Profile Wall Pack, LED, 20 watt LED, 50K color temperature	
225G35	OLWX1 LED 20W 50K 347 M4	Low Profile Wall Pack, LED, 20 watt LED, 50K color temperature, 347V	
225G36	OLWX1 LED 40W 40K M4	Low Profile Wall Pack, LED, 40 watt LED, 40K color temperature	
225G3A	OLWX1 LED 40W 50K M4	Low Profile Wall Pack, LED, 40 watt LED, 50K color temperature	
225G3F	OLWX1 LED 40W 50K 347 M4	Low Profile Wall Pack, LED, 40 watt LED, 50K color temperature, 347V	
225G3L	OLWX1THK M12	OLWX1 Knuckle Flood Light Mount	
225G3H	OLWX1TS M12	OLWX1 Slipfitter Flood Light Mount	
225G3K	OLWX1YK M12	OLWX1 Yoke Flood Light Mount	
225G3M	OLWX2 LED 90W 40K DDB	Size 2 Low Profile Wall Pack, LED, 90 watt LED, 40K	
225G3R	OLWX2 LED 90W 40K 120 PE DDB	Size 2 Low Profile Wall Pack, LED, 90 watt LED, 40K c/w Photocel	
225G3P	OLWX2 LED 90W 50K DDB M2	Size 2 Low Profile Wall Pack, LED, 90 watt LED, 50K	
225G3U	OLWX2 LED 90W 50K 120 PE DDB	Size 2 Low Profile Wall Pack, LED, 90 watt LED, 50K c/w Photocel	
225G3V	OLXW2 LED 90W 50K 347 DDB	Size 2 Low Profile Wall Pack, LED, 90 watt LED, 50K 347V	

CI CODE	PART #	PRODUCT DESCRIPTION	
225G3W	OLWX2 LED 150W 40K DDB	Size 2 Low Profile Wall Pack, LED, 150 watt LED, 40K	
225G40	OLWX2 LED 150W 40K 120 PE DDB	Size 2 Low Profile Wall Pack, LED, 150 watt LED, 40K c/w Photocel	
225G3Y	OLWX2 LED 150W 50K DDB M2	Size 2 Low Profile Wall Pack, LED, 150 watt LED, 50K	
225G41	OLWX2 LED 150W 50K 120 PE DDB	Size 2 Low Profile Wall Pack, LED, 150 watt LED, 50K c/w Photocel	
225G42	OLWX2 LED 150W 50K 347 DDB	Size 2 Low Profile Wall Pack, LED, 150 watt LED, 50K 347V	
225G43	OLWX2TS	OLWX2 accessories Slip Fitter mount	
225G45	OLWX2YK	OLWX2 accessories Yoke mount	
217AVG	OLWP 11 PE BZ M4	Wall Mount, LED, 120V, 1100 lumen, bronze w/photocell	
217C5P	TWS LED 1 50K 120 PE M4	Wall Pack Sm, 19W LED, 120V, poly lens, p/cell, dark brz	
217C5K	TWR1 LED 1 50K MVOLT M2	Wall Pack Size 1 Rect, 35W LED, 120-277V, glass lens, 2100 lumen	
217C5L	TWR1 LED 2 50K MVOLT M2	Wall Pack Size 1 Rect, 41W LED, 120-277V, glass lens, 3500 lumen	
217C5M	TWR1 LED 3 50K MVOLT M2	Wall Pack Size 1 Rect, 59W LED, 120-277V, glass lens, 4900 lumen	
217C5N	TWR2 LED 1 50K MVOLT DDB	Wall Pack Size 2 Rect, 79W LED, 120-277V, glass lens, 7000 lumen	
217PLV	TWH LED 10C 50K	Die-Cast Wall Pack, Glass Refractor, LED, 10LEDs, 50K Color Temperature	
217PLW	TWH LED 20C 50K	Die-Cast Wall Pack, Glass Refractor, LED, 20LEDs, 50K Color Temperature	
217PLX	TWH LED 30C 50K	Die-Cast Wall Pack, Glass Refractor, LED, 30LEDs, 50K Color Temperature	
218WNT	TWH LED 20C 1000 50K T3M 347 DDBXD	Wall Pack Lg Square, 72W LED, 347V, glass lens, 4910 lumen	
218T40	TWH LED 30C 1000 50K T3M 347 DDBXD	Wall Pack Lg Square, 104W LED, 347V, glass lens, 6728 lumen	
217PLY	TWP LED 10C 50K	Die-Cast Wall Pack, Polycarbonate Refractor, LED, 10LEDs, 50K Color Temperature	
217PM0	TWP LED 20C 50K	Die-Cast Wall Pack, Polycarbonate Refractor, LED, 20LEDs, 50K Color Temperature	
217PM1	TWP LED 30C 50K	Die-Cast Wall Pack, Polycarbonate Refractor, LED, 30LEDs, 50K Color Temperature	
218K61	TWP LED 20C 700 50K T3M 347 DDBXD	Wall Pack Med Square, 45W LED, 347V, poly lens, 3149 lumen	
218WP7	TWP LED 30C 700 50K T3M 347 DDBXD	Wall Pack Med Square, 67W LED, 347V, poly lens, 4377 lumen	
217C5T	TDD LED 1 40K 120 PE M4	Barn Light Fixture, 21W LED, 120V, dusk to dawn photocell, 1412 lumen	
224X2N	TDD LED 2 50K 120 PER M4	LED wall mount, LED, 2 light engines, 50K color temperature, 120V, NEMA twist-lock receptacle only	
218WPJ	DSXW1 LED 10C 1000 40K T3M MVOLT DDBXD	10 LEDs, 4000K, Type III Short, 120-277V, Dark Bronze	
221L10	DSXW1 LED 10C 1000 40K TFTM MVOLT DDBXD	10 LEDs, 4000K, Forward Throw Medium, 120-277V, Dark Bronze	
217YV7	DSXW1 LED 20C 1000 40K T3M MVOLT DDBXD	20 LEDs, 4000K, Type III Short, 120-277V, Dark Bronze	
218NN8	DSXW1 LED 20C 1000 40K TFTM MVOLT DDBXD	20 LEDs, 4000K, Forward Throw Medium, 120-277V, Dark Bronze	
219RME	DSXW1 LED 20C 1000 50K T3M MVOLT DDBXD	20 LEDs, 5000K, Type III Short, 120-277V, Dark Bronze	
219C79	DSXW2 LED 20C 1000 40K T3M MVOLT DDBXD	20 LEDs, 4000K, Type III Short, 120-277V, Dark Bronze	
218LCE	DSXW2 LED 30C 1000 50K T3M MVOLT DDBXD	30 LEDs, 5000K, Type III Short, 120-277V, Dark Bronze	

CI CODE	PART #	PRODUCT DESCRIPTION	
WALL SCUNCES			
213PTV	OLLWD DDB M6	Wall Mount Cylinder, LED, 120-277V, 9W, downlight, bronze	
213PTW	OLLWD WH M6	Wall Mount Cylinder, LED, 120-277V, 9W, downlight, white	
211RMA	OLLWU DDB M6	Wall Mount Cylinder, LED, 120-277V, 14W, up/downlight, bronze	
211RMC	OLLWU WH M6	Wall Mount Cylinder, LED, 120-277V, 14W, up/downlight, white	
STEP LIGHTS			
211RM8	OLSR DDB M6	Step Light Round, LED, 120-277V, 9W, bronze	
213P4P	OLSR WH M6	Step Light Round, LED, 120-277V, 9W, white	
211RM7	OLSS DDB M6	Step Light Square, LED, 120-277V, 9W, bronze	
211RMF	OLSS WH M6	Step Light Square, LED, 120-277V, 9W, white	
VAPOR TIGHT			
211E7M	OLVTCM M6	Ceiling Mount, LED, Int/ Ext 120V, Gray	
211RM6	OLVTWM M6	Ceiling Mount, LED, Int/ Ext 120V, White	
234MU5	DMW2 L24 2000L AFL MD MVOLT GZ1 40K 80CRI	2' Wet Location, 4000K, 120V, 2536 Lumens, 18W, DLC Listed	
234MUE	DMW2 L24 2000L AFL MD MVOLT GZ1 50K 80CRI	2' Wet Location, 5000K, 120V, 2661 Lumens, 18W, DLC Listed	
234MU8	DMW2 L24 3000L AFL MD MVOLT GZ1 40K 80CRI	2' Wet Location, 4000K, 120V, 3651 Lumens, 27W, DLC Listed	
234MUF	DMW2 L24 3000L AFL MD MVOLT GZ1 50K 80CRI	2' Wet Location, 5000K, 120V, 3831 Lumens, 27W, DLC Listed	
234MUA	DMW2 L24 4000L AFL MD MVOLT GZ1 40K 80CRI	2' Wet Location, 4000K, 120V, 4855 Lumens, 40W, DLC Listed	
234MUR	DMW2 L24 4000L AFL MD MVOLT GZ1 50K 80CRI	2' Wet Location, 5000K, 120V, 5094 Lumens, 40W, DLC Listed	
AREA LIGHTING			
222Y1U	DSX0 LED 20C 1000 40K T3M MVOLT SPA DDBXD	20 LEDs, 4000K, 120-277V, Square Pole Mounting, Dark Bronze	
223LHJ	DSX0 LED 20C 1000 50K T3M MVOLT SPA DDBXD	20 LEDs, 5000K, 120-277V, Square Pole Mounting, Dark Bronze	
221MA5	DSX0 LED 40C 1000 40K T3M MVOLT SPA DDBXD	40 LEDs, 4000K, 120-277V, Square Pole Mounting, Dark Bronze	
221GAH	DSX0 LED 40C 1000 50K T3M MVOLT SPA DDBXD	40 LEDs, 5000K, 120-277V, Square Pole Mounting, Dark Bronze	
221NH1	DSX1 LED 30C 1000 40K T3M MVOLT SPA DDBXD	30 LEDs, 4000K, 120-277V, Square Pole Mounting, Dark Bronze	
222RCP	DSX1 LED 30C 1000 50K T3M MVOLT SPA DDBXD	30 LEDs, 5000K, 120-277V, Square Pole Mounting, Dark Bronze	
220TJU	DSX1 LED 60C 1000 40K T3M MVOLT SPA DDBXD	60 LEDs, 4000K, 120-277V, Square Pole Mounting, Dark Bronze	
220LCW	DSX1 LED 60C 1000 50K T3M MVOLT SPA DDBXD	60 LEDs, 5000K, 120-277V, Square Pole Mounting, Dark Bronze	
236UJ1	KAD LED 60C 1000 40K R5 MVOLT SPUMBAK09 DDBXD	60 LEDs, 1000 mA, 4000K, Type V, 120-277V, Square Pole, Dark Bronze	
231CL6	KAD LED 30C 1000 40K R3 MVOLT PUMBAK09 DDBXD	30 LEDs, 1000 mA, 4000K, Type III, 120-277V, Dark Bronze	
231CL9	KAD LED 30C 1000 40K R5 MVOLT PUMBAK09 DDBXD	30 LEDs, 1000 mA, 4000K, Type V, 120-277V, Dark Bronze	
231CLF	KAD LED 40C 1000 40K R3 MVOLT PUMBAK09 DDBXD	40 LEDs, 1000 mA, 4000K, Type III, 120-277V, Dark Bronze	
231CCL	KAD LED 40C 1000 40K R5 MVOLT PUMBAK09 DDBXD	40 LEDs, 1000 mA, 4000K, Type V, 120-277V, Dark Bronze	
230V98	KADRD LED 30C 1000 40K R3 MVOLT DDBXD	30 LEDs, 1000 mA, 4000K, Type III, 120-277V, Dark Bronze	
231MTC	KADRD LED 30C 1000 40K R5 MVOLT DDBXD	30 LEDs, 1000 mA, 4000K, Type V, 120-277V, Dark Bronze	
230HKL	KADRD LED 40C 1000 40K R3 MVOLT DDBXD	40 LEDs, 1000 mA, 4000K, Type III, 120-277V, Dark Bronze	
231FV1	KADRD LED 40C 1000 40K R5 MVOLT DDBXD	40 LEDs, 1000 mA, 4000K, Type V, 120-277V, Dark Bronze	
236K86	KADRD LED 60C 700 40K R3 MVOLT DDBXD NAAZ	60 LEDs, 700 mA, 4000K, Type III, 120-277V, Dark Bronze	

2016

CANADIAN CONTROLS PRODUCT LIST




REVISED May 2016


ACUITY BRANDS CONTROLS STOCK LIST

CI CODE	PART #	PRODUCT DESCRIPTION
---------	--------	---------------------


LC&D BLUE BOX

200M52	GR1408 LT 8NCL DTCMOD CNDV SM NE1 STK	BlueBox Control Panel: Enclosure and Interior	
200M5A	GR1408 LT 8NCL REMOTE CNDV SM NE1 STK	BlueBox Control Panel: Enclosure and Interior	
200M53	GR1416 LT 8NCL DTCMOD CNDV SM NE1 STK	BlueBox Control Panel: Enclosure and Interior	
200M5C	GR1416 LT 8NCL REMOTE CNDV SM NE1 STK	BlueBox Control Panel: Enclosure and Interior	
200M55	GR1416 LT 16NCL DTCMOD CNDV SM NE1 STK	BlueBox Control Panel: Enclosure and Interior	
200M5F	GR1416 LT 16NCL REMOTE CNDV SM NE1 STK	BlueBox Control Panel: Enclosure and Interior	





BLUE BOX ACCESSORIES

200M5H	GR1400 DIGILINK D14 STK	BlueBox Digilink Input Card	
210F61	GR1400 DIGILINK D6 STK	BlueBox Control Panel	
200M3W	PCELL 2WO BB CSA	Photosensor Outdoor	
200M5L	LCDACC CNDV 56VA STK	GR 2400 Relay Panel with Surge Suppression	
200M3C	LCDACC SL30NCL STK	GR 2400 Relay Panel with Surge Suppression	
200LJ7	CH1 BWH PWH STK	Chelsea LCD Switch, 1 Button, Wht w/Wht Plate	
200LJR	CH2 BWH PWH STK	Chelsea LCD Switch, 2 Button, Wht w/Wht Plate	
200M4W	CH3 BWH PWH STK	Chelsea LCD Switch, 3 Button, Wht w/Wht Plate	
200LKY	CH4 BWH PWH STK	Chelsea LCD Switch, 4 Button, Wht w/Wht Plate	
200LM4	CH6 BWH PWH STK	Chelsea LCD Switch, 6 Button, Wht w/Wht Plate	


PRESET TIMER SWITCHES - No Neutral required

207N31	PTS 60 WH	Timer Switch, 6 button, 60 min max, 120/277 VAC, white	
207H8X	PTS 720 WH	Timer Switch, 6 button, 12 hour max, 120/277 VAC, white	
207VPX	PTS 60 347 WH	Timer Switch, 6 button, 60 min max, 347 VAC, white	
207VR1	PTS 720 347 WH	Timer Switch, 6 button, 12 hour max, 347 VAC, white	


NEW!!!! SENSOR SWITCH WIRELESS CONTROLS NEW!!!!

224K9J	CM 9 WR	Small Motion 360 Wireless - CM, Battery Powered, PIR	 NEW
223L69	CM PDT 9 WR	Small Motion 360 Wireless - CM, Battery Powered, Dual Tech (PDT)	
224M9G	CM 10 WR	Large Motion 360 Wireless - CM, Battery Powered, PIR	
227RYW	CM PDT 10 WR	Large Motion 360 Wireless - CM, Battery Powered, Dual Tech (PDT)	
223L6N	SPODMR WR WH	Line Voltage Wall Switch w/wireless sensor interface, Manual On, WH	 NEW
228GMW	SPODMR WR SA WH	Line Voltage Wall Switch w/wireless sensor interface, Manual On, WH	
225L98	SPODMR WR WH K1	Wireless Occ Sensor Combo Pack: SPODMR WR WH & CM 9 WR	
225L99	SPODMR WR WH K2	Wireless Occ Sensor Combo Pack: SPODMR WR WH & CM 10 WR	
225L9A	SPODMR WR WH K3	Wireless Occ Sensor Combo Pack: SPODMR WR WH & CM PDT 9 WR	
229K61	SPODMR WR WH K4	Wireless Occ Sensor Combo Pack: SPODMR WR WH & CM PDT 10 WR	
236VPY	SPODMRD EZ WH	Sensorswitch Dimming Push Button Switchpod, 120v, White, Eldo Driver Compatibility	
236XXJ	SPODMRD EZ IV	Sensorswitch Dimming Push Button Switchpod, 120v, Ivory, Eldo Driver Compatibility	
235YC9	SPODMRD WH	Sensorswitch Dimming Push Button Switchpod, 120v, White	
235YC3	SPODMRD IV	Sensorswitch Dimming Push Button Switchpod, 120v, Ivory	
236TJY	SPODMRD 347 WH	Sensorswitch Dimming Push Button Switchpod, 347v, White	











SSD ECONOMY WALL SWITCH SENSOR - 120VAC Passive Infrared (PIR)

219KJE	SSD 120 WH	PIR, Auto On (default) or Manual On	
219MJ1	SSD SA 120 WH	PIR, Manual On (default) or Auto On	
211TF8	SSD VA 120 WH	PIR, Manual On (Vacancy) only	







WSD FAMILY WALL SWITCH SENSOR - 120/277 VAC - Passive Infrared (PIR)

184CHL	WSD WH	Auto On (default) or Manual On, 120V	
184LCT	WSD SA WH	Manual On (default) or Auto On, 120V	
205LLJ	WSD VA WH	Manual On (Vacancy) only, 120V	
184CHN	WSD 2P WH	2P, auto/manual on, 120V, white	
235YAG	WSX D WH	120V, White	
235YAP	WSX D IV	120V, Ivory	

ACUITY BRANDS CONTROLS STOCK LIST

CI CODE	PART #	PRODUCT DESCRIPTION	
WSD FAMILY WALL SWITCH SENSOR - 120/277 VAC - Dual Technology (PIR/Microphonics)			
184CHR	WSD PDT WH	Dual Tech, Auto On (default) or Manual On, 120V	
184JUK	WSD PDT SA WH	Dual Tech, Manual On (default) or Auto On, 120V	
207PVL	WSD PDT VA WH	Dual Tech, Manual On (Vacancy) only, 120V	
184CHU	WSD PDT 2P WH	2P, Dual Tech, Dual Relay (Pole 1 Auto On, Pole 2 Manual On), 120V	
184JLX	WSD 347 WH	Auto On (default) or Manual On, 347V	
184JYV	WSD SA 347 WH	Manual On (default) or Auto On, 347V	
225MEP	WSD VA 347 WH	Manual On (Vacancy) only	
184JYT	WSD 2P 347 WH	2P, auto/manual on, 347V, white	
WSD FAMILY WALL SWITCH SENSOR - 347 VAC - Dual Technology (PIR/Microphonics)			
184K54	WSD PDT 347 WH	Dual Tech, Auto On (default) or Manual On, 347V	
184J8L	WSD PDT SA 347 WH	Dual Tech, Manual On (default) or Auto On, 347V	
220UH9	WSD PDT VA 347 WH	Dual Tech, Manual On (Vacancy) only, 347V	
184K2K	WSD PDT 2P 347 WH	2P, Dual Tech, Dual Relay (Pole 1 Auto On, Pole 2 Manual On), 347V	
WSX FAMILY WALL SWITCH SENSOR - 120/277 VAC - Passive Infrared (PIR)			
216RF4	WSX WH	Auto On (default) or Manual On, 120V	
219V05	WSX SA WH	Manual On (default) or Auto On, 120V	
219V0U	WSX VA WH	Manual On (Vacancy) only, 120V	
218N02	WSX NL WH	Manual On (default) or Auto On w/ Night Light, 120V	
218Y8Y	WSX 2P WH	2P, Dual Relay (Pole 1 Auto On, Pole 2 Manual On), 120V	
WSX FAMILY WALL SWITCH SENSOR - 120/277 VAC - Dual Technology (PIR/Microphonics)			
216RF3	WSX PDT WH	Dual Tech, Auto On (default) or Manual On, 12V	
219V0M	WSX PDT SA WH	Dual Tech, Manual On (default) or Auto On, 120V	
220MM1	WSX PDT VA WH	Dual Tech, Manual On (Vacancy) only, 120V	
219JF0	WSX PDT NL WH	Dual Tech, Manual On (default) or Auto On w/ Night Light, 120V	
216RF0	WSX PDT 2P WH	2P, Dual Tech, Dual Relay (Pole 1 Auto On, Pole 2 Manual On), 120V	
WSX FAMILY WALL SWITCH SENSOR DIMMABLE- 120/277 VAC - Dual Technology (PIR/Microphonics)			
235YAG	WSX D WH	Sensorswitch Dimmable Wall Switch Sensor, Passive Infrared, 120v, White	
235YAP	WSX D IV	Sensorswitch Dimmable Wall Switch Sensor, Passive Infrared, 120v, Ivory	
235YAJ	WSX PDT D WH	Sensorswitch Dimmable Dual Tech Wall Switch Sensor, 120v, White	
237K6A	WSX PDT D 347 WH	Sensorswitch Dimmable Dual Tech Wall Switch Sensor, 347v, White	
WSX FAMILY WALL SWITCH SENSOR - 347 VAC - Passive Infrared (PIR)			
219UX4	WSX 347 WH	Auto On (default) or Manual On, 347V	
219UY4	WSX NL 347 WH	Manual On (default) or Auto On w/ Night Light, 347V	
219UXG	WSX 2P 347 WH	2P, Dual Relay (Pole 1 Auto On, Pole 2 Manual On), 347V	
WSX FAMILY WALL SWITCH SENSOR - 347 VAC - Dual Technology (PIR/Microphonics)			
219UXC	WSX PDT 347 WH	Dual Tech, Auto On (default) or Manual On, 347V	
219UY6	WSX PDT NL 347 WH	Dual Tech Manual On (default) or Auto On w/ Night Light, 347V	
221JGA	WSX PDT 2P 347 WH	2P, Dual Tech Dual Relay (Pole 1 Auto On, Pole 2 Manual On), 347V	
FIXTURE MOUNT SENSOR - 120-277 VAC - Interchangeable Lenses, Passive Infrared (PIR)			
219EP4	LSXR 6	Occ Sensor, Fixture Mount, high mount 360°, 120-277V	
219EJ9	LSXR 610	Occ Sensor, Fixture Mount, high&low mount 360°, 120-277V	
219EP9	LSXR 650	Occ Sensor, Fixture Mount, high mount 360° & aisleway, 120-277V	
FIXTURE MOUNT SENSOR - 347 VAC - Interchangeable Lenses, Passive Infrared (PIR)			
221WMV	LSXR 6 HVOLT	Occ Sensor, Fixture Mount, high mount 360°, 347-480V	
223EKP	LSXR 610 HVOLT	High Bay 360° Sensor with Accessory Low Bay Lens	
219YGM	LSXR 650 HVOLT	Occ Sensor, Fixture Mount, high mount 360° & aisleway, 347-480V	
CEILING MOUNT ENCLOSURE - Low Voltage			
184CGW	CM 9	Occ Sensor, PIR, Std Range 360°, Ceiling, LV	
184CGX	CM PDT 9	Occ Sensor, Dual Tech, Std Range 360°, Ceiling, LV	
184CGU	CM 10	Occ Sensor, PIR, Ext Range 360°, Ceiling, LV	
184CGY	CM PDT 10	Occ Sensor, Dual Tech, Ext Range 360°, Ceiling, LV	

ACUITY BRANDS CONTROLS STOCK LIST

CI CODE	PART #	PRODUCT DESCRIPTION	
CEILING MOUNT ENCLOSURE - Line Voltage			
184CH2	CMR 9	Occ Sensor, PIR, Std Range 360°, Ceiling, 120V	
184CHA	CMR PDT 9	Occ Sensor, Dual Tech, Std Range 360°, Ceiling, 120V	
184F3E	CMR 9 347	Occ Sensor, PIR, Std Range 360°, Ceiling, 347V	
184FFL	CMR PDT 9 347	Occ Sensor, Dual Tech, Std Range 360°, Ceiling, 347V	
184CH0	CMR 10	Occ Sensor, PIR, Ext Range 360°, Ceiling, 120V	
184CHC	CMR PDT 10	Occ Sensor, Dual Tech, Ext Range 360°, Ceiling, 120V	
184F0P	CMR 10 347	Occ Sensor, PIR, Ext Range 360°, Ceiling, 347V	
184FG4	CMR PDT 10 347	Occ Sensor, Dual Tech, Ext Range 360°, Ceiling, 347V	
CORNER/WALL MOUNT ENCLOSURE - Low Voltage			
184CHV	WV 16	Wide View Sensor - Corner Mount, Low Voltage, Passive Infrared (PIR)	
218U03	WV 16 KIT	Wide View Sensor - Corner Mount, Low Voltage, Passive Infrared (PIR), WV Bracket, Kit	
184CHX	WV PDT 16	Wide View Sensor - Corner Mount, Low Voltage, Dual Technology (PDT)	
218U04	WV PDT 16 KIT	Wide View Sensor - Corner Mount, Low Voltage, Dual Technology (PDT), WV Bracket, Kit	
184CHW	WV BR	Ceiling Mount Bracket	
POWER PACKS			
184CHG	MP20	Mini Power Pack, 20A, 15VDC, 120/277V	
184CHH	PP20	Power Pack, 20A, 15VDC, 120/277VAC	
184FXW	MP20 347	Mini Power Pack, 20A, 15VDC, 347V	
184FY5	PP20 347	Power Pack, 20A, 15VDC, 347VAC	
SENSOR INTERFACE WALL SWITCH			
212F7L	SPODM WH	Switchpod Interface Switch, Manual/Auto on, Low voltage, Push-button, WH	
212F7M	SPODM SA WH	Switchpod Interface Switch, 1 Switch/Man on, Low voltage, Push-button, WH	
NLIGHT DIGITAL CONTROLS SYSTEM			
218HT3	nWSX PDT LV DX WH	Wall Switch Sensor, Dual Tech, nLight, dim control, LV, white	
204V9P	nPODM WH	Wall Pod, push button on/off, nLight, white	
184M1H	nPP16	Power Pack, 16A, 15VDC, nLight, 120/277VAC	
184M1J	nPP16 347	Power Pack, 16A, 15VDC, nLight, 347VAC	
184LKE	nCM PDT 9	Occ Sensor, Dual Tech, nLight, std range 360°, ceiling, LV	
184LKR	nCM PDT 10	Occ Sensor, Dual Tech, nLight, ext range 360°, ceiling, LV	















2016

CANADIAN LEGACY PRODUCT LIST













REVISED May 2016









LITHONIA RECOMMENDED LEGACY LIGHTING STOCK LIST

CI CODE	PART #	PRODUCT DESCRIPTION	PICTURE
LEGACY PRODUCTS			
DOWNLIGHT PRODUCTS			
122H7U	L3 R6	3" Recessed Downlight New Construction	
122H7W	L3R R6	3" Recessed Downlight Renovation	
228TJV	4G2MW MR16 R6	4" Matte White MR16 Gimbal	
228TJW	4G2ORB MR16 R6	4" Oil-Rubbed Bronze MR16 Gimbal	
228TK1	4G2BN MR16 R6	4" Brush Nickel MR16 Gimbal	
228TK3	4G2MB MR16 R6	4" Matte Black MR16 Gimbal	
228TK4	4G2A MR16 R6	4" Clear Diffuse MR16 Gimbal	
233NMA	4G2MW PAR20 R6	4" Matte White PAR20 Gimbal	
228TK6	4G2ORB PAR20 R6	4" Oil-Rubbed Bronze PAR20 Gimbal	
228TK8	4G2BN PAR20 R6	4" Brush Nickel PAR20 Gimbal	
228TK9	4G2MB PAR20 R6	4" Matte Black PAR20 Gimbal	
228TKA	4G2A PAR20 R6	4" Clear Diffuse PAR20 Gimbal	
161RKP	3B1W R24	3" White Baffle Vertical Reflector	
161RKR	3B1 R12	3" Black Baffle Vertical Reflector	
162L37	3B1BN R6	3" Brushed Nickel Baffle Vertical Reflector	
162L36	3B1ORB R6	3" Oil Rubbed Bronze Baffle Vertical Reflector	
172W0J	3E1 R6	3" White Eyeball Vertical Reflector	
172Y2V	3E1BN R6	3" Brushed Nickel Eyeball Vertical Reflector	
172Y2U	3E1ORB R6	3" Oil Rubbed Bronze Eyeball Vertical Reflector	
166NP9	3H2O R6	3" White Wet Location Vertical Reflector	
169J5G	3H2OBN R6	3" Brished Nickel Wet Location Vertical Reflector	
169J5F	3H2OORB R6	3" Oil Rubbed Bronze Wet Location Shower Trim, Narrow Drop Flange, Lamp Included	
161RKJ	3O1 R12	3" White Open Vertical Reflector	
941841	3O1A R12	3" Clear Diffuse OpenTrim, White Narrow Flange Ring	
162L32	3O1BN R6	3" Brushed Nickel OpenTrim, White Narrow Flange Ring	
162L31	3O1ORB R6	3" oil Rubbed Bronze OpenTrim, White Narrow Flange Ring.	
122H7N	L5 R6	5" Recessed Downlight New Construction	
122H7R	L5R R6	5" Recessed Downlight Renovation	
187GU5	5G2MW PAR30 R6	5" Matte White PAR30 Gimbal	
228TKC	5G2ORB PAR30 R6	5" Oil-Rubbed Bronze PAR30 Gimbal	
228TKE	5G2BN PAR30 R6	5" Brush Nickel PAR30 Gimbal	
228TKG	5G2MB PAR30 R6	5" Matte Black PAR30 Gimbal	
228TKH	5G2A PAR30 R6	5" Clear Diffuse PAR30 Gimbal	

LITHONIA RECOMMENDED LEGACY LIGHTING STOCK LIST

CI CODE	PART #	PRODUCT DESCRIPTION	PICTURE
161RKC	5B2W TOR R12	5" White Baffle Vertical Reflector, Torsion Retention	
161RKE	5B2 TOR R12	5" Black Baffle Vertical Reflector, Torsion Retention	
161RKG	5B2BN TOR R12	5" Brushed Nickel Baffle Trim, Narrow Flange, Torsion 12-Pack.	
162L2W	5B2ORB TOR R6	5" Oil Rubbed Bronze Baffle Trim, Narrow Flange, Torsion 12-Pack.	
975093	5B2W R12	5" White Baffle Trim, Narrow Flange, Torsion 12-Pack.	
172W0E	5E1 R6	5" White Eyeball Vertical Reflector	
172W0F	5E1ORB R6	5" Oil Rubbed Bronze Eyeball Vertical Reflector	
172Y2R	5E1BN R6	5" Eyeball Brushed Nickel, 6-pack 6-Pack	
172W0F	5E1ORB R6	5" Oil Rubbed Bronze Eyeball Vertical Reflector	
172W08	5H2O TOR R6	5" White Wet Location Vertical Reflector, Torsion Retention	
172Y2M	5H2OBN TOR R6	5" Brushed Nickel Wet Location Shower Trim, Narrow Flange, Lamp Included	
172W09	5H2OORB TOR R6	5" Oil Rubbed Bronze Wet Location Shower Trim, Narrow Flange, Lamp Included	
172W03	5O2 TOR R12	5" Open White Vertical Wide Flange Reflector, Torsion Retention	
975085	5O2A R12	5" Open Clear Diffuse Vertical Reflector	
975086	5O2AZ R12	5" Open Clear Specular Vertical Reflector	
172Y2H	5O2BN TOR R6	5" Brushed Nickel Open Trim, Narrow Flange.	
172Y2G	5O2ORB TOR R6	5" Oil Rubbed Bronze Open Trim, Narrow Flange.	
172VYU	6H2O TOR R6	6" White Wet Location Vertical Reflector, Torsion Retention	
172Y29	6H2OBN TOR R6	6" Brushed Nickel Wet Location Vertical Reflector, Torsion Retention	
172Y28	6H2OORB TOR R6	6" Oil Rubbed Bronze Wet Location Vertical Reflector, Torsion Retention	
122H7E	L7X R6	6" Contractor Select Air-Tight, IC/Non-IC Housing, 6-Pack	
122H7H	L7XR R6	6" Contractor Select Air-tight, IC/Non-IC Remodel Housing, 6-Pack	
228TKJ	6G2MW PAR38 R6	6" Matte White PAR38 Gimbal	
228TKK	6G2ORB PAR38 R6	6" Oil-Rubbed Bronze PAR38 Gimbal	
228TKL	6G2BN PAR38 R6	6" Brush Nickel PAR38 Gimbal	
228TKN	6G2MB PAR38 R6	6" Matte Black PAR38 Gimbal	
228TKR	6G2A PAR38 R6	6" Clear Diffuse PAR38 Gimbal	
160G6T	7B2 TOR R12	6" Black Baffle Vertical Narrow Flange Reflector, Torsion Retention	
160G6V	7B2BN TOR R12	6" Brushed Nickel Baffle Trim, Narrow Flange. Torsion Retention	
160G6U	7B2ORB TOR R12	6" Oil Rubbed Bronze Baffle Vertical Reflector, Torsion Retention	
160G6R	7B2W TOR R24	6" White Baffle Vertical Narrow Flange Reflector, Torsion Retention	
172VYY	7E1 TOR R6	6" White Eyeball Vertical Wide Flange Reflector, Torsion Retention	
172Y2E	7E1BN TOR R6	6" Brushed Nickel Eyeball Vertical Wide Flange Reflector, Torsion Retention	
172Y2C	7E1ORB TOR R6	6" Oil Rubbed Bronze Eyeball Vertical Wide Flange Reflector, Torsion Retention	







LITHONIA RECOMMENDED LEGACY LIGHTING STOCK LIST

CI CODE	PART #	PRODUCT DESCRIPTION	PICTURE
166NLA	7O2 TOR R24	6" White Open Vertical Narrow Flange Reflector, Torsion Retention	
942334	7O2A R24	6" Open Clear Diffuse Vertical Narrow Flange Reflector	
942344	7O2AZ	6" Open Clear Specular Vertical Narrow Flange Reflector, Torsion Retention	
172Y26	7O2BN TOR R6	6" Brushed Nickel Vertical Narrow Flange Reflector, Torsion Retention	
172WON	7O2ORB TOR R6	6" Oil Rubbed Bronze Vertical Narrow Flange Reflector, Torsion Retention	
COMMERCIAL INDOOR PRODUCTS			
TROFFERS 1 x 4 2 x 2 2 x 4			
174GH8	1GT2 MV	Lensed Troffer, 1x4, 2-F32T8 Lamps, 120-277V	
138TPC	GT8 2 32 A12 347 GEB BDP CSA	Lensed Troffer , 2'x4', 2-32Watt T8 Lamps, 347V, GEB, BDP, CSA	
173V2M	GT2 MV CSA	Lensed Troffer, 2x4, 2-F32T8 Lamps, 120-277V, CSA	
176FG1	GT2U MV CSA	Lensed Troffer, 2x2, 2-F31T8U6 Lamps, 120-277V, CSA	
173V2N	GT3 MV CSA	Lensed Troffer, 2x4, 3-F32T8 Lamps, 120-277V, CSA	
173V2P	GT4 MV CSA	Lensed Troffer, 2x4, 4-F32T8 Lamps, 120-277V, CSA	
137GXU	2GT8 2 32 A12 347 GEB BDP CSA	Lensed Troffer, 2x4, 2-F32T8 Lamps, 347V, GEB, BDP, CSA	
138U6U	2GT8 2 U316 A12 347 GEB BDP CSA	Lensed Troffer, 2x4, U316 T8, 347V, GEB, BDP, CSA	
137A0K	2GT8 3 32 A12 347 1/3 GEB BDP CSA	Lensed Troffer, 2x4, 3-F32T8 Lamps, 347V, 1/3 Lamp GEB, BDP, CSA	
138K0W	2GT8 4 32 A12 347 1/4 GEB BDP CSA	Lensed Troffer, 2x4, 4-F32T8 Lamps, 347V, 1/4 Ballast, CSA	
199M18	M 2 32 A12 MVOLT GEB10IS	Lensed Troffer, 1'x4', 2-32Watt T8 Lamps, 120-277V, Instant Start	
200MT1	2M 2 32 A12 MVOLT GEB10IS	Lensed Troffer, 2'x4', 2-32Watt T8 Lamps, 120-277V, Instant Start	
199M17	2M 2 U316 A12 MVOLT GEB10IS	Lensed Troffer, 2'x4', 2-U316 32W T8 U lamps, MVOLT, Instant Start	
200MT2	2M 3 32 A12 MVOLT 1/3 GEB10IS	Lensed Troffer, 2'x4', 2-32Watt T8 Lamps, 120-277V, Instant Start	
199M16	2M 4 32 A12 MVOLT 1/4 GEB10IS	Lensed Troffer, 2'x4', 4-32Watt T8 Lamps, 120-277V, 1/4, Instant Start	
TROFFER ACCESSORIES			
497791	DGA14	Dry Wall Grid Adapter for 1'x4' Troffer and Parabolic	
497790	DGA22	Dry Wall Grid Adapter for 2'x2' Troffer and Parabolic	
484328	DGA24	Dry Wall Grid Adapter for 2'x4' Troffer and Parabolic	
STRIPS T8			
153TWX	C217 MV	General Purpose Strip, 2', 2-17W T8 Lamps, 120-277V	
153TWW	C225 MV	General Purpose Strip, 3', 2-25W T8 Lamps, 120-277V	
153TWP	C232 MV	General Purpose Strip, 4', 2-F32T8 Lamps, 120-277V	
137R5J	C 2 32 347 GEB BDP CSA	General Purpose Strip, 2-lamps, 32W T8 (48") 347V CSA	
153TWT	TC232 MV	Tandem Strip, 8', 4-F32T8 Lamps, 120-277V	
138N7K	TC 2 32 347 1/4 GEB BDP CSA	Tandem Strip, 2-lamps, 32W T8 (48"), 347V, 1/4 CSA	
197X7W	Z117 MV	Low Profile Strip, 1-lamp, 17 W T8 (24"), MVOLT	
197X7X	Z125 MV	Low Profile Strip, 1-lamp, 25W T8 (36"), MVOLT	
197X7Y	Z132 MV	Low Profile Strip, 1-lamp, 32W T8 (48"), MVOLT	
197X81	Z217 MV	Low Profile Strip, 2-lamp, 17W T8 (24"), MVOLT	
197X82	Z225 MV	Low Profile Strip, 2-lamp, 25W T8 (36"), MVOLT	
197X83	Z232 MV	Low Profile Strip, 2-lamp, 32W T8 (48"), MVOLT	





LITHONIA RECOMMENDED LEGACY LIGHTING STOCK LIST

CI CODE	PART #	PRODUCT DESCRIPTION	PICTURE	
146C0E	Z 1 17 347 GEB10IS BDP CSA	Low Profile Strip, 1-lamp, 17W T8 (24"), 347V		
146C0F	Z 1 25 347 GEB10IS BDP CSA	Low Profile Strip, 1-lamp, 25W T8 (36"), 347V		
183XJX	Z 1 32 347 GEB10IS BDP CSA	Low Profile Strip, 1-lamp, 32W T8 (48"), MVOLT		
183XJY	Z 2 32 347 GEB10IS BDP CSA	Low Profile Strip, 2-lamp, 32W T8 (48"), 347V		
197X80	TZ132 MV	Tandem Low Profile T8 Striplight, 8ft, 4-32 watt T8, 120-277V		
197X84	TZ232 MV	Tandem Low Profile T8 Striplight, 8ft, 4-32 watt T8, 120-277V		
183XK0	TZ 1 32 347 GEB10IS BDP CSA	Tandem Low Profile T8 Striplight, 347V		
183XK1	TZ 2 32 347 1/4 GEB10IS BDP CSA	Tandem Low Profile T8 Striplight, 347V		
STRIPS T5				
183XRX	Z 1 14T5 MVOLT GEB10PS	Low Profile Strip, 1-lamp, 14W T5 (22"), MVOLT, programmed start		
189EX6	Z 1 14T5 347 GEB10PS BDP CSA	Low Profile Strip, 1-lamp, 14W T5 (22"), 347V, programmed start		
185CR5	Z 1 21T5 MVOLT GEB10PS	Low Profile Strip, 1-lamp, 21W T5 (34"), MVOLT, programmed start		
189EX7	Z 1 21T5 347 GEB10PS BDP CSA	Low Profile Strip, 1-lamp, 21W T5 (34"), 347V, programmed start		
146AYF	Z 1 28T5 MVOLT GEB10PS	Low Profile Strip, 1-lamp, 28W T5 (46"), MVOLT, programmed start		
186JNM	Z 1 28T5 347 GEB10PS BDP CSA	Low Profile Strip, 1-lamp, 28W T5 (46"), 347V VOLT, programmed start		
184E14	Z 2 14T5 MVOLT GEB10PS	Low Profile Strip, 2-lamp, 14W T5 (22"), MVOLT, programmed start		
185KV6	Z 2 21T5 MVOLT GEB10PS	Low Profile Strip, 2-lamp, 21W T5 (34"), MVOLT, programmed start		
201HE3	Z 2 21T5 347 GEB10PS BDP CSA	Low Profile Strip, 2-lamp, 21W T5 (34"), 347V, GEB10PS E. B. P.S., CSA		
146AYP	Z 2 28T5 MVOLT GEB10PS	Low Profile Strip, 2-lamp, 28W T5 (46"), MVOLT, GEB10PS E.B. P.S., CSA		
184GXE	Z 2 28T5 347 GEB10PS BDP CSA	Low Profile Strip, 2-lamp, 28W T5 (46"), 347V, programmed start		
184GWW	Z 1 24T5HO MVOLT GEB10PS	Low Profile Strip, 1-lamp, 24W T5 HO (22"), MVOLT, programmed start		
200T7H	Z 1 24T5HO 347 GEB10PS BDP CSA	Low Profile Strip, 1-lamp, 24W T5 HO (22"), 347V, programmed start		
146AYK	Z 1 54T5HO MVOLT GEB10PS	Low Profile Strip, 1-lamp, 54W T5 HO (46"), MVOLT, GEB10PS E.B. P.S. CSA		
181ELF	Z 1 54T5HO 347 GEB10PS BDP CSA	Low Profile Strip, 1-lamp, 54W T5 HO (46"), 347VOLT, programmed start		
185JEP	Z 2 24T5HO MVOLT GEB10PS	Low Profile Strip, 2-lamp, 24W T5 HO (22"), MVOLT, programmed start		
146AYV	Z 2 54T5HO MVOLT GEB10PS	Low Profile Strip, 2-lamp, 54W T5 HO (46"), MVOLT, programmed start		
181ELG	Z 2 54T5HO 347 GEB10PS BDP CSA	Low Profile Strip, 2-lamp, 54W T5 HO (46"), 347, programmed start		
TANDEM T5 STRIPS				
146AYL	TZ 1 54T5HO MVOLT GEB10PS	Tandem Low Profile T8 Striplight, 120v programmed start		
181ELJ	TZ 1 54T5HO 347 GEB10PS BDP CSA	Tandem Low Profile T8 Striplight, 347V, programmed start		
184AAC	TZ 2 54T5HO MVOLT 1/4 GEB10PS	Tandem Low Profile T8 Striplight, 120v programmed start		
184NHV	TZ 2 54T5HO 347 1/4 GEB10PS BDP CSA	Tandem Low Profile T8 Striplight, 347V, programmed start		
INDUSTRIAL STRIPS				
142C68	UN248HO	Heavy Duty Channel, 4', 2-60Watt T12, 120V,		
137N61	UN296HO	Heavy-Duty Strip, 8', (2) F96T12HO Lamps, 120V		
185JGT	UND 2 96HO 347 CW20 GEB BDP CSA	Heavy-Duty Strip UND, 2-lamps, 96HO 110W T12 (96"), 347V		
167FMV	L232 MV	General Purpose Industrial, 4', 2-32W T8 Lamps, 120-277V		
167FMU	TL232 MV	Tandem General Purpose Industrial, 8', 4-32Watt T8 Lamps, 120-277V		
136VY7	L 2 32 347 GEB BDP CSA	Standard Industrial solid top, 2-lamps, 347V		
137X4N	TL 2 32 347 1/4 GEB10IS BDP CSA	Standard Industrial, 2-lamps, 32W T8 (48"), 347V		
408275	HC36 M12	Wire Hook and Chain, 36"		
144FN5	WGCUN NST	Wireguard for C and UNS/UND Series, 4'		
425142	WGL	Wireguard for L/LA Series, 4'		
180CHK	WGZ46	46" wireguard, White		







LITHONIA RECOMMENDED LEGACY LIGHTING STOCK LIST

CI CODE	PART #	PRODUCT DESCRIPTION	PICTURE
183K84	Z5ASR46	Asymmetric reflector, 46" White	
186M5U	Z5RASR46	Asymmetric reflector, 46" White	
183K7X	Z5SMR46	Symmetric reflector, 46" White	
180CKN	Z8ASR48	White Asymmetric reflector, 48" White Asymmetric	
SIDE MOUNT STRIPS			
108WLM	SM 1 17 MVOLT GEB10IS	Side Mount Strip, 2', 1-17Watt T8 Lamp, MVOLT	
105NA4	SM 1 25 MVOLT GEB10IS	Side Mount Strip, 2', 1-25Watt T8 Lamp, MVOLT	
655831	SM 1 32 MVOLT GEB10IS	Side Mount Strip, 4', 1-32Watt T8 Lamp, MVOLT	
138TRR	SM 1 32 347 GEB BDP CSA	Side Mount Strip, 4', 1-32Watt T8 Lamp, 347V	
109CK2	SM 2 17 MVOLT GEB10IS	Side Mount Strip, 2', 2-17Watt T8 Lamp, MVOLT	
108RAT	SM 2 25 MVOLT GEB10IS	Side Mount Strip, 2', 2-25Watt T8 Lamp, MVOLT	
256643	SM 2 32 MVOLT GEB10IS	Side Mount Strip, 4', 2-32Watt T8 Lamps, 120-277V	
138TRT	SM 2 32 347 GEB BDP CSA	Side Mount Strip, 4', 2-32Watt T8 Lamps, 347V	
SURFACE MOUNT WRAPS			
183L2M	RB232 MV	Narrow Basket Wraparound, 4', 2-F32T8 Lamps, 120-277V	
153TXJ	SB232 MV	Square Basket Wraparound, 4', (2) F32T8 Lamps, 120-277V	
153TXH	SB432 MV	Square Basket Wraparound, 4', (4) F32T8 Lamps, 120-277V	
138TM4	SB 2 32 347 GEB BDP CSA	Square Basket Wraparound, 32W T8 (48")	
136YN3	SB 4 32 347 1/4 GEB BDP CSA	Square Basket Wraparound, 32W T8 (48")	
915761	LB 2 32 MVOLT GEB10IS CSA	Low-Profile Wrap, 4', 2-32Watt T8 Lamps, 120-277V	
137H6U	LB 2 32 347 GEB BDP CSA OS	Low-Profile Wrap, 4', 2-32Watt T8 Lamps, 347V	
756773	LB 4 32 MVOLT 1/4 GEB10IS CSA	Low-Profile Wrap, 4', 4-32Watt T8 Lamps, MVOLT	
ACCESSORIES			
271065	DRB48	Diffuser, SB, 4'	
271933	D2SB48	Diffuser, SB Wide Channel, 4'	
WALL CUBE			
109GP0	WC 1 17 MVOLT GEB10IS CSA	All-Purpose Wall Bracket, 4', 1-17Watt T8 Lamps, MVOLT	
151NM1	WC 2 25 347 ADDE BDP CSA	All-Purpose Wall Bracket, 4', 2-25Watt T8 Lamps, 347V	
109MXP	WC 2 25 MVOLT GEB10IS CSA	All-Purpose Wall Bracket, 4', 2-25Watt T8 Lamps, MVOLT	
138AE4	WC 2 32 347 GEB BDP CSA	All-Purpose Wall Bracket, 4', 2-32Watt T8 Lamps, 347V	
638375	WC 2 32 MVOLT GEB10IS	All-Purpose Wall Bracket, 4', 2-32Watt T8 Lamps, 120-277V	
COMMERCIAL/INDUSTRIAL VAPOR TIGHTS			
180WM6	XWL232 MV	Enclosed Fluorescent Industrial, 4ft, 2-32 Watt T8 lamps, 120-277V	
185CK4	XWL254 MV	Enclosed Fluorescent Industrial, 4ft, 2-54 Watt T lamps, 120-277V	
651587	DMW 2 32 MVOLT GEB10IS	Enclosed Fiberglass Wet Location Industrial, 4', 2-32Watt T8 Lamps, 120-277V	
139R7N	DMW 2 32 347 GEB10IS BDP CSA	Enclosed Fiberglass Wet Location Industrial, 4', 2-32Watt T8 Lamps, 347V	
205676	TDMW 2 32 MVOLT 1/4 GEB10IS	Tandem Enclosed Fiberglass, 8', 2-32Watt T8 Lamps, 120-277V	
138XTX	TDMW 2 32 347 1/4 GEB10IS BDP CSA	Tandem Enclosed Fiberglass, 8', 2-32Watt T8 Lamps, 347V	
157KHF	DMW 2 54T5HO MVOLT GEB10PS90	Fiberglass enclosure for 4-54w T5HO lamps, MVOLT	
202J6V	DMW 2 54T5HO 347 GEB10PS90 BDP CSA	Fiberglass enclosure for 4-54w T5HO lamps, 347V	
185EW6	TDMW 2 54T5HO 347 GEB10PS90 BDP CSA	Tandem Enclosed Fiberglass for 4-54w T5HO lamps, MVOLT	
215XTX	TDMW 2 54T5HO 347 1/4 GEB10PS90 BDP CSA	Tandem Enclosed Fiberglass for 4-54w T5HO lamps, 347V	








LITHONIA RECOMMENDED LEGACY LIGHTING STOCK LIST

CI CODE	PART #	PRODUCT DESCRIPTION	PICTURE
264797	DDM48 U	High Impact Acrylic Diffuser for DMW, 4'	
343942	DDM96 U	3" Deep High Impact Acrylic Diffuser for DMW, 8'	
206KMP	FHE 454 ND 1/4 CS89	Fiberglass encl. for 4-54w T5HO lamps, narrow beam, 1/4 6' White cord, no plug, wet location	
205UY6	FHE 454 ND HVOLT 1/4 CS89	Fiberglass encl. for 4-54w T5HO lamps, narrow beam reflector, acrylic lens, 347/480v	
185JE9	FHE 454 SD 1/4 CS89	Fiberglass encl. for 4-54w T5HO lamps, spread beam reflector, acrylic lens, 6ft cord (no plug)	
208MX0	FHE 454 SD HVOLT 1/4 CS89	Fiberglass encl. for 4-54w T5HO, spread Dist., 347-480V2,1/4 , 6' White cord, Wet (no plug)	
185JEC	FHE 654 ND 1/41/2 CS89	Fiberglass encl. for 6-54w T5HO lamps, narrow beam, acrylic lens, 6ft cord (no plug)	
205UY5	FHE 654 SD HVOLT 1/41/2 CS89	Fiberglass encl. for 6-54w T5HO lamps, narrow , 347-480, 6' White cord, no plug, wet location	
203WE6	FHE 654 SD 1/41/2 CS89	Fiberglass encl. for 6-54w T5HO lamps, standard Distribution	
201V20	FHE 654 SD HVOLT 1/41/2 CX	Fiberglass encl. for 6-54w T5HO lamps, spread beam reflector, 347/480v, 6ft cord (no plug)	
207XCL	FHEMHKB	Stainless steel V-hook and brackets	
180CX3	MHKB Crochet FHE	FHE hooks	
INDUSTRIAL HIGH BAY FLUORESCENT			
200PT6	IBZT5 4	Fluorescent High Bay (IBZ), 4 54-watt T5HO lamps, 120-277V, Narrow Distribution	
205W81	IBZT5 4 CS93W	Fluorescent High Bay (IBZ), 4 54-watt T5HO lamps, 120-277V, Narrow Distribution	
206AX7	IBZT5 4 HVOLT	Fluorescent High Bay (IBZ), 4 54-watt T5HO lamps, 280-347V, Narrow Distribution	
205X88	IBZT5 4 HVOLT CS93W	Fluorescent High Bay (IBZ), 4 54-watt T5HO lamps, 280-347V, Narrow Distribution	
200R2A	IBZT5 4 WD	Fluorescent High Bay (IBZ), 4 54-watt T5HO lamps, 120-277V, Wide Distribution	
206G4W	IBZT5 4 WD CS93W	Fluorescent High Bay (IBZ), 4 54-watt T5HO lamps, 120-277V, Wide Distribution	
206AX8	IBZT5 4 WD HVOLT	Fluorescent High Bay (IBZ), 4 54-watt T5HO lamps, 280-347V, Wide Distribution	
206AXC	IBZT5 4 WD HVOLT CS93W	Fluorescent High Bay (IBZ), 4 54-watt T5HO lamps, 280-347V, Wide Distribution	
200R3K	IBZT5 6	Fluorescent High Bay (IBZ), 6 54-watt T5HO lamps, 120-277V, Narrow Distribution	
205W82	IBZT5 6 CS93W	Fluorescent High Bay (IBZ), 6 54-watt T5HO lamps, 120-277V, Narrow Distribution	
206AXG	IBZT5 6 HVOLT	Fluorescent High Bay (IBZ), 6 54-watt T5HO lamps, 280-347V, Narrow Distribution	
205X89	IBZT5 6 HVOLT CS93W	Fluorescent High Bay (IBZ), 6 54-watt T5HO lamps, 280-347V, Narrow Distribution	
200R3M	IBZT5 6 WD	Fluorescent High Bay (IBZ), 6 54-watt T5HO lamps, 120-277V, Narrow Distribution	
206AXK	IBZT5 6 WD CS93W	Fluorescent High Bay (IBZ), 6 54-watt T5HO lamps, 120-277V, Narrow Distribution	
206AXN	IBZT5 6 WD HVOLT	Fluorescent High Bay (IBZ), 6 54-watt T5HO lamps, 280-347V, Narrow Distribution	
206AXR	IBZT5 6 WD HVOLT CS93W	Fluorescent High Bay (IBZ), 6 54-watt T5HO lamps, 280-347V, Narrow Distribution	
ACCESSORIES			
103L3T	WGIBZ	Wireguard for I-BEAM Series, Zinc Finish	
203T2V	DLIBZ14 A12125	Door frame kit with .125" acrylic lens for four-lamp Fixture	
199LH2	DLIBZ19 A12125	Door frame kit with .125" acrylic lens for six-lamp Fixture	
145GK8	HBBS36	Chain hanger with 36" chain (pair)	
198X42	IBZPMP	Pendant monopoint hanger with side covers used with the IBZ	
203F2R	IBZTFC	Tandem coupler and side panel	
201HT4	WGIBZ14	External wireguard for the standard 4-lamp IBZ 14" Wide	
200F4A	WGIBZ19	External wireguard for the standard 6-lamp IBZ 19" Wide	
INDUSTRIAL HIGH BAY MH			
144HK3	CHD400PL CSA	400W Protected MH, Open High Bay, Lamp Included	
144XMG	CTL400PL CSA	400W Protected MH, Cage Work Light, Lamp Included	
173KV8	CXD400PL CSA	400W Protected MH, Open Low Bay, Lamp Included	

LITHONIA RECOMMENDED LEGACY LIGHTING STOCK LIST

CI CODE	PART #	PRODUCT DESCRIPTION	PICTURE
OUTDOOR			
FLOODLIGHTING			
128UXT	F50SL 120 M6	50W HPS, Micro Floodlight, 120V, Dark Bronze, Lamp Included	
128UXR	F70ML 120 M6	70W MH, Micro Floodlight, 120V, Dark Bronze, Lamp Included	
128UXP	F70SL 120 M6	70W HPS, Micro Floodlight, 120V, Dark Bronze, Lamp Included	
137U7P	F100ML 120 M6	100W MH, Micro Floodlight, 120V, Dark Bronze, Lamp Included	
128UXU	F100SL 120 M6	100W HPS, Micro Floodlight, 120V, Dark Bronze, Lamp Included	
155HC1	F150ML M4	150W MH, Small Floodlight, Multi-Tap , W. D., Knuckle Mount, Dark Bronze, Lamp Included	
155HC2	F150MSL M4	150W MH, Small Floodlight, Multi-Tap, S. D., Knuckle Mount, Dark Bronze, Lamp Inc	
128UXN	F150SL 120 M6	150W HPS, Micro Floodlight, 120V, Dark Bronze, Lamp Included	
590476	TFM 70S RB 120/347 LPI CSA	70S H.P.S., RB, Med. Base, Horizontal, Small Flood, 120/347V Ballast, Lamp Inc	
586642	TFM 70S TA 120/347 LPI CSA	70S HPS, TA, Med. Base, Horizontal, Small Flood, 120/347V Ballast, Lamp Inc.	
552344	TFM 100M RB 120/347 LPI CSA	100M MH, Med. Base, Horizontal, Small Flood, 120/347V Ballast, Lamp Inc	
585815	TFM 100M TA 120/347 LPI CSA	100M MH, TA, Med Base, Horizontal, Small Flood, 120/347V Ballast, Lamp Inc	
587619	TFM 100S RB 120/347 LPI CSA	100S HPS, RB, Med. Base, Horizontal, Small Flood, 120/347V Ballast, Lamp Inc	
599740	TFM 100S TA 120/347 LPI CSA	100S HPS, TA, Med Base,Horizontal, Small Flood, 120/347V Ballast, Lamp Inc	
516712	TFM 150M RB 120/347 LPI CSA	150M MH RB, Med Base,Horizontal, Small Flood, 120/347V Ballast, Lamp Inc	
557793	TFM 150M TA 120/347 LPI CSA	150M MH, TA, Med Base,Horizontal, Small Flood, 120/347V Ballast, Lamp Inc	
583971	TFM 150S RB 120/347 LPI CSA	150S HPS, RB Med Base, Horizontal, Small Flood, 120/347V Ballast, Lamp Inc	
587847	TFM 150S TA 120/347 LPI CSA	150S HPS, TA, Med Base, Horizontal, Small Flood, 120/347V Ballast, Lamp Inc	
553262	TFM 175M RB 120/347 LPI CSA	175W MH, Med Base, Horizontal, Small Flood, 120/347V Ballast, Lamp Inc	
552417	TFR 250M TA 120/347 LPI CSA	250W MH, Mogul Base, Horizontal, Medium Flood, 120/347V Ballast, Lamp Inc	
552416	TFR 250S TA 120/347 LPI CSA	250W HPS, Mogul Base, Horizontal, Medium Flood, 120/347V Ballast, Lamp Inc	
552401	TFR 400M TA 120/347 LPI CSA	400W MH, Mogul Base, Horizontal, Medium Flood, 120/347V Ballast, Lamp Inc	
552405	TFR 400S TA 120/347 LPI CSA	400W HPS, Mogul Base, Horizontal, Medium Flood, 120/347V Ballast, Lamp Inc	
552765	TFA 1000M TA 120/347 L/LP CSA	1000W MH, Mogul Base, Horizontal,120/347V Ballast, Large Flood, NO Lamp	
583031	TFA 1000M TA 120/347 LPI CSA	1000W MH, Mogul Base,Horizontal,120/347 Volt Ballast, Large Flood, Lamp Inc	
581261	TFA 1000S TA 120/347 L/LP CSA	1000W HPS, Mogul Base, Horizontal,120/347V Ballast, Large Flood, NO lamp	

LITHONIA RECOMMENDED LEGACY LIGHTING STOCK LIST

CI CODE	PART #	PRODUCT DESCRIPTION	PICTURE
OUTDOOR - WALL MOUNT			
823955	TWS 50M 120 PE LPI M6	50W MH, 120V, Polycarbonate, PhotoCell, Small Wall-Pack, Lamp Inc	
806012	TWS 50S 120 PE LPI M6	50W HPS, 120V, Polycarbonate, PhotoCell, Small Wall-Pack, Lamp Inc	
823956	TWS 50M 120 PE DWH LPI M6	50W HPS, 120V, White Polycarbonate, PhotoCell, Small Wall-Pack, Lamp Inc	
806011	TWS 70S 120 PE DWH LPI M6	70W HPS, 120V, White Polycarbonate, PhotoCell, Small Wall-Pack, Lamp Inc	
806010	TWS 70S 120 PE LPI M6	70W HPS, 120V, Polycarbonate, PhotoCell, Small Wall-Pack, Lamp Inc	
515772	TWR1 70M 120/347 LPI CSA	70W MH Cast and Glass Rectangular Wall-Pack, Multi-Tap Ballast, Lamp Inc	
512474	TWR1 70S 120/347 LPI CSA	70W HPS Cast and Glass Rectangular Wall-Pack, 120/347V Ballast, Lamp Inc	
512468	TWR1 100M 120/347 LPI CSA	100W MH Cast and Glass Rectangular Wall-Pack, 120/347V Ballast, Lamp Inc.	
512473	TWR1 100S 120/347 LPI CSA	100W HPS Cast and Glass Rectangular Wall-Pack, 120/347V Ballast, Lamp Inc	
512472	TWR1 150S 120/347 LPI CSA	150W HPS, Cast and Glass Rectangular Wall-Pack, 120/347V Ballast, Lamp Inc	
512467	TWR1 175M 120/347 LPI CSA	175W MH, Cast and Glass Rectangular Wall-Pack, 120/347V Ballast, Lamp Inc	
540208	TWR1C 150S 120/347 LPI CSA	150W HPS Cast and Glass Rectangular Cutoff Wall-Pack, 120/347V Ballast, Lamp Inc	
538535	TWR1C 175M 120/347 LPI CSA	175W MH, Cast and Glass Rectangular Cutoff Wall-Pack, 120/347V Ballast, Lamp Inc	
108V7E	TWR1S 175M 120/347 LPI CSA	175W MH, 120/347V Ballast, Lamp Inc	
512476	TWR2 250M 120/347 LPI CSA	250W MH Cast and Glass Rectangular Wall-Pack, 120/347 Ballast, Lamp Inc	
512475	TWR2 250S 120/347 LPI CSA	250W HPS Cast and Glass Rectangular Wall-Pack, 120/347V Ballast, Lamp Inc	
512466	TWR2 400M 120/347 LPI CSA	400W Mh Cast and Glass Rectangular Wall-Pack, 120/347V Ballast, Lamp Inc	
512477	TWR2 400S 120/347 LPI CSA	400W HPS, Cast and Glass Rectangular Wall-Pack, 120/347 Volt Ballast, Lamp INC	
108V7F	TWR2C 250M 120/347 LPI CSA	250W MH, Cast and Glass Rectangular Cutoff Wall-Pack, 120/347V Ballast, Lamp Inc	
108V7G	TWR2C 400M 120/347 LPI CSA	400W MH, Cast and Glass Rectangular Cutoff Wall-Pack, 120/347V Ballast, Lamp Inc	
572388	TWP 150S 120 RNP LPI CSA	150W Hps, Polycarbonate Medium Wall-Pack, 120V Ballast, Lamp INC	
567106	TWP 150S 120/347 LPI CSA	150W HPS, Polycarbonate Medium Wall-Pack with 120/347 Ballast, Lamp Inc	
567105	TWP 175M 120/347 LPI CSA	175W MH , Polycarbonate Medium Wall-Pack, 120/347 Ballast, Lamp Inc	
563720	TWH 250M 120/347 LPI CSA	250W MH, Glass Lens, Large Wall-Pack, 120/347V Ballast, Lamp Inc	
563721	TWH 250S 120/347 LPI CSA	250W HPS, Glass Lens, Large Wall-Pack, 120/347 Ballast, Lamp Inc	
563722	TWH 400M 120/347 LPI CSA	400W MH, Glass Lens, Large Wall-Pack, 120/347V Ballast, Lamp Inc	
563723	TWH 400S 120/347 LPI CSA	400W HPS, Glass Lens, Large Wall-Pack, 120/347V Ballast, Lamp Inc	
552890	TWA 100M 120/347 LPI CSA	100W MH , Medium Base, Polycarbonate Mini Wall-Pack, 120/347 Ballast, Lamp Inc	
583084	TWA 100S 120/347 XHP LPI CSA	100W HPS, Medium Base, Polycarbonate Mini Wall-Pack, 120/347V Ballast, Lamp Inc	
581177	TWA 70M 120/347 LPI CSA	70W MH, Medium Base, Polycarbonate Mini Wall-Pack, 120/347V Ballast, Lamp Inc	
581601	TWA 70S 120/347 XHP LPI CSA	70W HPS, Medium Base, Polycarbonate Mini Wall-Pack, 120/347V Ballast, Lamp Inc	
592114	TWAC 100M 120/347 LPI CSA	100W MH, Medium Base, Polycarbonate Cutoff Mini Wall-Pack, 120/347V Ballast, Lamp Inc	
592128	TWAC 100S 120/347 XHP LPI CSA	100W HPS, Medium Base, Polycarbonate Cutoff Mini Wall-Pack, 120/347V Ballast, Lamp Inc	
592119	TWAC 70M 120/347 LPI CSA	70M MH, Medium Base, Polycarbonate Cutoff Mini Wall-Pack, 120/347V Ballast, Lamp Inc	
592134	TWAC 70S 120/347 XHP LPI CSA	70W HPS, Medium Base, Polycarbonate Cutoff Mini Wall-Pack, 120/347V Ballast, Lamp Inc	
OUTDOOR - CEILING & CANOPY			
144TR6	VRC70ML 120/277 M6	70W MH, Vandal Resistant Light, Ceiling Mount, Dark Bronze, 120/277V Ballast, Lamp Inc	
144TR7	VRC70SL 120/277 M6	70W HPS, Vandal Resistant Light, Ceiling Mount, Dark Bronze, 120/277V Ballast, Lamp Included	

2016

TRAINING AIDS





ACUITY BRANDS CONTROLS STOCK LIST

CI CODE

PART #

PRODUCT DESCRIPTION

ACUITY BRANDS TRAINING AIDS

TECHNOLOGY

LED Lighting Part 1: LED Basics

<https://www.youtube.com/watch?v=y9CrPBIPMWM>

LED Lighting Part 2

<https://www.youtube.com/watch?v=eLmkI9O4Kss>

LED Lighting Part 3: Customers & Applications

<https://www.youtube.com/watch?v=G0JMBFlepns>

INDOOR PRODUCTS

RECESSED

Why Buy LED (GTLED)

<https://www.youtube.com/watch?v=2aChfo-woMM&list=PLWjV-fUHepclgOQ3sfz3IAxxopG1n2azB&in>

Lithonia Lighting GTLED - Dimming Capabilities

<https://www.youtube.com/watch?v=KHrVo0-n0pQ&index=2&list=PLWjV-fUHepclgOQ3sfz3IAxxopG1n>

GTLR LED Installation (Relight Retrofit)

<https://www.youtube.com/watch?v=wrmxXdQXXjw&list=PLWjV->

GTLR LED Installation (Short Version - Relight Retrofit)

<https://www.youtube.com/watch?v=VugLFwD7BeE&list=PLWjV-fUHepclgOQ3sfz3IAxxopG1n2azB&inc>

LED Relighting by Lithonia Lighting: 2VTLR 2VTLRT Installation

<https://www.youtube.com/watch?v=JVGLecv8PEM>

FLUSH MOUNTS

LB LED Wrap

<https://www.youtube.com/watch?v=LI3uCJgfY1M&index=15&list=PLWjV-fUHepclgOQ3sfz3IAxxopG1n>

Versi Lite LED Flush Mount from Lithonia Lighting

<https://www.youtube.com/watch?v=oCxc6IK7u8s>

ZL1N LED Strip Light Overview

<https://www.youtube.com/watch?v=NBxiLiGxCxg>

Vela, Denon, Kamiro, Crenelle, & Sunbrier LED Flush Mount from Lithonia Lighting

<https://www.youtube.com/watch?v=g6OF1IIVxcc&index=16&list=PLWjV-fUHepclgOQ3sfz3IAxxopG1n>

UCLD LED Undercabinet from Lithonia Lighting

<https://www.youtube.com/watch?v=Mgqlh4Y7CM4&index=17&list=PLWjV->

LED Track

<https://www.youtube.com/watch?v=diCbHq7S1wk&list=PLWjV->

DOWNLIGHTS

Easily Install the P Series Downlight

<https://www.youtube.com/watch?v=6wYqu-C2NiY&index=7&list=PLWjV-fUHepclgOQ3sfz3IAxxopG1n>

Install an RV Series Retrofit in Less Than 5 Minutes

<https://www.youtube.com/watch?v=ozboggEt7dY&list=PLWjV-fUHepclgOQ3sfz3IAxxopG1n2azB&inde>





ACUITY BRANDS CONTROLS STOCK LIST

CI CODE	PART #	PRODUCT DESCRIPTION
OUTDOOR PRODUCTS		
FLOODLIGHTS		
		D Series LED Flood HD https://www.youtube.com/watch?v=dZIXXk_LF4
		The Benefits of LED Security Floodlights https://www.youtube.com/watch?v=oeewoHLMwM&list=PLWjV-fUHepclgOQ3sfz3lAxxopG1n2azB&i
		Compare Lithonia Lighting LED Security Floodlights https://www.youtube.com/watch?v=3Fluo0oFFcs&index=5&list=PLWjV-
WALL PACKS		
		TWH LED Luminaire Installation Time Lapse https://www.youtube.com/watch?v=DNPGI0j4GJM&list=PLWjV-fUHepclgOQ3sfz3lAxxopG1n2azB&ind
		TWH LED Wall Pack: A Step by Step Installation https://www.youtube.com/watch?v=ZP4N1J8BZww&index=11&list=PLWjV-fUHepclgOQ3sfz3lAxxopG1
		OLWP https://www.youtube.com/watch?v=wT126CPAFc&list=PLWjV-
AREA LIGHTS		
		D Series LED Area Size 2 Illuminates Automotive Dealership https://www.youtube.com/watch?v=eF9yBywAVLY&list=PLWjV-fUHepclgOQ3sfz3lAxxopG1n2azB&ind
		Lithonia Lighting Universal Mounting Bracket https://www.youtube.com/watch?v=TnM-k3mbcxI&index=12&list=PLWjV-fUHepclgOQ3sfz3lAxxopG1
		Lithonia Lighting Universal Mounting Bracket Installation Guide https://www.youtube.com/watch?v=3jXWJAR_2Lk&index=13&list=PLWjV-
		KAD LED Retrofit Door Installation Instruction Video https://www.youtube.com/watch?v=ihXZ-naDOTk
D SERIES FAMILY		
		Better Lighting from Every Angle Lithonia Lighting D Series https://www.youtube.com/watch?v=LcB6hLQCxEw&list=PLWjV-





ACUITY BRANDS CONTROLS STOCK LIST

CI CODE	PART #	PRODUCT DESCRIPTION
---------	--------	---------------------

CONTROLS

SENSORS

WSD

<https://www.youtube.com/watch?v=7Pz5pmIEjgQ&index=20&list=PLWjV->

SYSTEMS

Acuity Brands Fresco Touchscreen Lighting Control Systems

https://www.youtube.com/watch?v=nipAsO_F1_4

VERTICALS

INFRASTRUCTURE

Acuity Brands Infrastructure - Continuum of Solutions

<https://www.youtube.com/watch?v=Mm-VqxTZyKI>

Autobahn ATBM Product Features/Benefits

https://www.youtube.com/watch?v=wSMY4b0A08E&index=2&list=PLWjV-fUHepclm-cHBgSWLdpit_A

Autobahn ATBM Installation Demo

<https://www.youtube.com/watch?v=yLFIxyfp7YQ&index=1&list=PLWjV-fUHepclm->

RENOVATION

Look Up Look Around Renovation Application Guide

<https://www.youtube.com/watch?v=zGKwEj5EJGI>

INDUSTRIAL

Industrial

<https://www.youtube.com/watch?v=KMgxcrhoaBg>

NON-VIDEO VERTICAL SOLUTION RESOURCES

Industrial

<http://www.acuitybrands.com/solutions/featured-spaces/industrial-warehouse>

Commercial Office

<http://www.acuitybrands.com/solutions/featured-spaces/commercial-office-fsl>

Education

<http://www.acuitybrands.com/solutions/featured-spaces/education>

Healthcare

<http://www.acuitybrands.com/solutions/featured-spaces/healthcare>

Infrastructure

<http://www.acuitybrands.com/solutions/featured-spaces/infrastructure>

Retail

<http://www.acuitybrands.com/solutions/featured-spaces/retail-pgx>

Residential

<http://www.acuitybrands.com/solutions/featured-spaces/residential>





ACUITY BRANDS CONTROLS STOCK LIST

CI CODE

PART #

PRODUCT DESCRIPTION

TRAINING COURSES

VIRTUAL LEARNING

Courses are approved for AIA continuing education units and NCQLP learning units

<http://www.acuitybrands.com/resources/training-education/virtual-learning>

INSTRUCTOR LEAD TRAINING

Educational seminars with scheduled dates offered at Acuity Brands Training Sites

<http://www.acuitybrands.com/resources/training-education/center-for-light-space>

