



SOLAR

RIGID/IMC
CONDUIT BODIES

RIGID/IMC
CONDUIT FITTINGS

EMT FITTINGS

EMT CONDUIT BODIES

PUSH-EMT®

LIQUID TIGHT FITTINGS

RAINTIGHT

BUSHINGS

SNAP-IN FITTINGS

FLEXIBLE METAL
CONDUIT FITTINGS

ARMORED/METAL CLAD
CABLE FITTINGS

TRANSITION FITTINGS

NONMETALLIC CABLE
& PORTABLE CORD FITTINGS

GROUNDING PRODUCTS

STRAPS, CLAMPS
AND HANGERS

SERVICE ENTRANCE

VOICE/DATA/FIRE ALARM
& SPECIALTY

2016 PRODUCT CATALOG



 **BRIDGEPORT**
www.bptfittings.com

SEE THE DIFFERENCE

MORE INNOVATION. LESS TIME.



MIGHTY-MERGE® TRANSITION FITTINGS

Transition between raceways with one part instead of multiple fittings or installing a box.



MIGHTY-RITE® SPLIT BUSHINGS

Simplicity whether you install before or after you pull wires. Available in non-metallic split design, and zinc and steel split grounding styles.



MIGHTY-HOLD® UNIVERSAL STRAPS & UNIVERSAL CLAMP STRAPS

Universal straps in single and duplex styles. Universal clamp straps up to 2 inches and available with corrosion-resistant polyolefin coating.



MIGHTY-BITE® AND MIGHTY-SEAL® PUSH-EMT® FITTINGS

Push-on, no-tool install. Installs in 1/4 time of conventional fittings. Available for wet and dry locations.



SEE THE DIFFERENCE

HUNDREDS OF WAYS THAT DIFFERENT IS BETTER.

This catalog contains hundreds of Bridgeport solutions designed specifically to help save time and money on every job. It's what we call the Bridgeport Fittings Difference.

See how Bridgeport can make a difference for you.

MIGHTY-RITE® SPLIT GROUNDING BUSHINGS



WHAT MAKES IT DIFFERENT?

SAVES TIME AND EFFORT EVERY TIME.

- Installs after wire pull
- 360° ground lug positioning
- Suitable for service entrance equipment
- UL Listed, AHJ approved
- Available in zinc and steel
- Patented

SEE THE DETAILS ON PAGES **4, 29, 30, 110**

MIGHTY-RITE® NONMETALLIC SPLIT BUSHINGS



WHAT MAKES IT DIFFERENT?

DOES MORE THAN JUST PROTECT CONDUCTORS.

- No more burning through bushings or fighting with pullers
- Can be installed before or after pulling wire
- Self-aligning latch provides a simple, one-handed install
- cULus Listed
- Patented

SEE THE DETAILS ON PAGES **29, 111**

FOR MORE INFORMATION, VISIT: WWW.BPTFITTINGS.COM

SEE THE DIFFERENCE

MIGHTY-SEAL® RAINTIGHT REDUCING SEALING WASHERS



WHAT MAKES IT DIFFERENT?

NO MORE "OOOPS" WITH THE WRONG-SIZE KNOCKOUT IN WET LOCATIONS.

- Maintain NEMA 3R Rating & UL Listing
- No silicone required
- Saves money
- Allows easy equipment reuse
- Patent pending

SEE THE DETAILS ON PAGES **35, 106**

SQUEEZE CONNECTOR WITH GROUNDING LUG



WHAT MAKES IT DIFFERENT?

PRACTICAL SOLUTION FOR BONDING FLEXIBLE METAL CONDUIT.

- Allows for needed flexibility after installation
- Provides for visual inspection and easy access for maintenance
- Meets NEC Art. 348.60 equipment grounding and 250.102 installation of bonding jumpers
- Suitable for use in health care applications
- Patented

SEE THE DETAILS ON PAGES **134, 150**

MIGHTY-HOLD® DUPLEX UNIVERSAL STRAPS



WHAT MAKES IT DIFFERENT?

TWICE THE STRAP. HALF THE TIME.

- Duplex style saves time and money
- One strap supports multiple cable sizes
- Neatly arranges cables for connection
- Fewer parts in the van and on the job
- Patented

SEE THE DETAILS ON PAGES **147, 167, 210**

MIGHTY-HOLD® UNIVERSAL CLAMP STRAPS



WHAT MAKES IT DIFFERENT?

IT HOLDS EVERYTHING. BETTER.

- One piece clamp back & strap - available up to 2"
- One strap secures cable or conduit – EMT, Rigid, IMC, Liquid Tight Metallic and Nonmetallic, FMC, AC/MC, and Schedule 40 and Schedule 80 PVC
- Meets applicable NEC Requirements
- Patented

SEE THE DETAILS ON PAGES **33, 68, 97, 147, 167, 211**

DOUBLE-SNAP SNAP-IN CONNECTORS FOR OLD WORK




WHAT MAKES IT DIFFERENT?

CONNECT FROM THE INSIDE.

- Simple and fast
- No tools required
- Reusable
- cULus Listed

SEE THE DETAILS ON PAGES **118, 131, 152**

AMC-50QI E-Z LOCK™ QUICK INSTALL CONNECTORS



WHAT MAKES IT DIFFERENT?

NO TOOLS REQUIRED.

- Lever action
- Easy in; Easy out
- Square design requires less effort to install
- Open pass-through eliminates damage to conductors
- Prefab alternative

SEE THE DETAILS ON PAGES **126, 139, 158**

SEE THE DIFFERENCE

MIGHTY-MERGE® TRANSITION COUPLINGS



WHAT MAKES IT DIFFERENT?

STOP WASTING TIME AND SPACE.

- Installs in 1/3 time of traditional box
- 1/3 material cost
- UL Listed & meets NEC Article 300.15(F)
- Prefab alternative
- Patented

SEE THE DETAILS ON PAGES **65, 138, 155, 175**

WIRE MESH CABLE TRAY GROUNDING LUGS



WHAT MAKES IT DIFFERENT?

SIMPLE AND FAST.

- 1/4 -20 stainless steel hex head screws
- Tin plated aluminum body
- Aluminum or copper #4-#14 AWG
- Meets NEC Article 250.96(A)

SEE THE DETAILS ON PAGE **193**

GROUNDING LOCKNUTS




WHAT MAKES IT DIFFERENT?

ALLOWS USE WHEN THREAD LENGTH IS LIMITED.

- Ground and connect with just a locknut
- Perfect for tight, confined spaces
- Use in place of a grounding bushing and standard lock-nut
- Listed for use with EMT and rigid connectors
- Suitable for service entrance equipment

SEE THE DETAILS ON PAGE **22**

MIGHTY-MERGE® TRANSITION COUPLINGS



WHAT MAKES IT DIFFERENT?

ONE FITTING DOES THE WORK OF THREE.

- Pull box replacement – no boxes or tools required
- Snap-in end for cable and FMC
- Push-on end for EMT
- cULus Listed
- Patented

SEE THE DETAILS ON PAGES **63, 84, 118, 132, 154, 172**

MIGHTY-SEAL® PVC JACKETED MC AND TECK CABLE CONNECTORS



WHAT MAKES IT DIFFERENT?

CORROSION RESISTANT MATERIAL.

- Zinc alloy body
- Polyolefin coated versions DB rated
- Raintight
- Concrete tight
- Patented

SEE THE DETAILS ON PAGES **107, 121, 161**

MIGHTY-MERGE® TWO-TO-ONE EMT COMBINATION COUPLINGS



WHAT MAKES IT DIFFERENT?

NO PULL BOX REQUIRED!

- Save time and material running EMT
- Inspection cover allows for easy access to cables or conductors
- Easily drop down into walls and transition into floor boxes
- Patented

SEE THE DETAILS ON PAGES **66, 176**

SEE THE DIFFERENCE

TECHNICAL SALES



Talking the talk with a hands-on support team of **Wiremen/Journeymen, Master Electricians and Engineers.**

- Instant credibility with your inspectors and end-users
- Real-world solutions and know-how
- Before and after sale product support
- Hands-on training: code, product, application, installation, ARRA, CEU, etc.

LEGENDARY QUALITY

The brand you trust

- Product that works right the first time, every time
- Trouble-free installation

Zinc brand preference

- Industry leading position
- Consistency in design and quality

Spec quality & full line selection

- Zinc, malleable iron, steel, aluminum, brass/bronze and nonmetallic

Made in America

- Over 66% of our volume is U.S. made
- Third-generation U.S. manufacturing pride



FOR MORE INFORMATION, VISIT: WWW.BPTFITTINGS.COM

Index by Catalog Number	ii - xiii
General Notes & Product Standards	xiv
Solar	2 - 5
Rigid/IMC Conduit Bodies	8 - 15
Rigid/IMC Conduit Fittings	18 - 41
EMT Fittings	44 - 69
EMT Conduit Bodies	72 - 77
PUSH-EMT®	80 - 84
Liquid Tight Fittings	86 - 97
Raintight	100 - 107
Bushings	110 - 115
Snap-In Fittings	118 - 127
Flexible Metal Conduit Fittings	130 - 147
Armored/Metal Clad Cable Fittings	150 - 169
Transition Fittings	172 - 176
Nonmetallic Cable & Portable Cord Fittings	178 - 188
Grounding Products	191 - 199
Straps, Clamps and Hangers	202 - 211
Service Entrance	214 - 221
Voice/Data/Fire Alarm & Specialty	224 - 239
Technical Guide	241 - 255

INDEX BY CATALOG NUMBER

Catalog Number	Page	Catalog Number	Page	Catalog Number	Page
30-DC2	18	128-S	21	236-DC2	18, 49
31-DC2	18	129-S	21	237-DC2	18, 49
32-DC2	18	130-S	21	238-DC2	18, 49
38ADS	118, 131, 152	131-S	21	239-DC2	18, 49
38ACDS	118, 131, 152	132-S	21	230-DCI2	49
40-DC	19	141	22, 106	231-DCI2	49
41-DC	19	142	22, 106	232-DCI2	49
42-DC	19	143	22, 106	233-DCI2	49
51-DC2	44	144	22, 106	234-DCI2	49
52-DC2	44	145	22, 106	235-DCI2	49
61-DC	44	146	22, 106	236-DCI2	18, 49
62-DC	44	147	22, 106	237-DCI2	18, 49
63-DC	44	148	22, 106	238-DCI2	18, 49
64-DC	44	149	22, 106	239-DCI2	18, 49
71-DCA	20, 45	150	22, 106	230-I	46
72-DCA	20, 45	151-DC	22, 105	231-I	46
71-DC2	20	152-DC	22, 105	232-I	46
72-DC2	20	153-DC	22, 105	233-I	46
81-DC	20	154-DC	22, 105	234-I	46
82-DC	20	155-DC	22, 105	235-I	46
83-DC	20	156-DC	22, 105	236-I	18, 46
84-DC	20	157-DC	22, 105	237-I	18, 46
81-DCA	20, 45	158-DC	22, 105	238-I	18, 46
82-DCA	20, 45	159-DC	22, 105	239-I	18, 46
83-DCA	20, 45	160-DC	22, 105	230-US	47
84-DCA	20, 45	166-DCG	214	231-US	47
91-DC2	146	167-DCG	214	232-US	47
92-DC2	146	168-DCG	214	233-US	47
93-DC2	146	169-DCG	214	234-US	47
100	21	170-DCG	214	235-US	47
101-DC	21	161-G	22	236-US	47
102-DC	21	162-G	22	237-US	47
103-DC	21	163-G	22	238-US	47
104-DC	21	164-G	22	239-US	47
105-DC	21	165-G	22	230-USI	47
106-DC	21	166-G	22	231-USI	47
107-DC	21	167-G	22	232-USI	47
108-DC	21	168-G	22	233-USI	47
109-DC	21	169-G	22	234-USI	47
110-DC	21	170-G	22	235-USI	47
101-S	21	191	23	236-USI	47
102-S	21	192	23	237-USI	47
103-S	21	193	23	238-USI	47
104-S	21	194	23	239-USI	47
105-S	21	195	23	230-SBLU	50
106-S	21	196	23	231-SBLU	50
107-S	21	225-DC	46	232-SBLU	50
108-S	21	226-DC	46	233-SBLU	50
109-S	21	230	46	230-SR	51, 224
110-S	21	231	46	231-SR	51, 224
111-S	21	232	46	232-SR	51, 224
112-S	21	233	46	233-SR	51, 224
121-S	21	234	46	234-SR	51, 224
122-S	21	235	46	235-SR	51, 224
123-S	21	236	18, 46	236-SR	51, 224
124-S	21	237	18, 46	237-SR	51, 224
125-S	21	238	18, 46	231-SBLK	50
126-S	21	239	18, 46	231-SG	51
127-S	21	230-DC2	49	231-SO	51
		231-DC2	49	231-SW	52
		232-DC2	49	231-SY	52
		233-DC2	49		
		234-DC2	49		
		235-DC2	49		

INDEX BY CATALOG NUMBER

Catalog Number	Page	Catalog Number	Page	Catalog Number	Page
240	48	250-I	56	250-RT2XL	5
241	48	251-I	56	251-RT2XL	5
242	48	252-I	56	252-RT2XL	5
243	48	253-I	56		
244	48	254-I	56	250-SRT	57, 103
245	48	255-I	56	251-SRT	57, 103
246	19, 48	256-I	56	252-SRT	57, 103
247	19, 48	257-I	56	253-SRT	57, 103
248	19, 48	258-I	56	254-SRT	57, 103
249	19, 48	259-I	56	255-SRT	57, 103
				256-SRT	57, 103
240-DC	48	250-DC2	59	257-SRT	57, 103
241-DC	48	251-DC2	59	258-SRT	57, 103
242-DC	48	252-DC2	59	259-SRT	57, 103
243-DC	48	253-DC2	59		
244-DC	48	254-DC2	59	250-SRTI	57, 103
245-DC	48	255-DC2	59	251-SRTI	57, 103
246-DC	19, 48	256-DC2	23, 59	252-SRTI	57, 103
247-DC	19, 48	257-DC2	23, 59	253-SRTI	57, 103
248-DC	19, 48	258-DC2	23, 59	254-SRTI	57, 103
249-DC	19, 48	259-DC2	23, 59	255-SRTI	57, 103
				256-SRTI	57, 103
241-DCSLP	49	250-DCI2	59	257-SRTI	57, 103
242-DCSLP	49	251-DCI2	59	258-SRTI	57, 103
245-DCSLP	49	252-DCI2	59	259-SRTI	57, 103
247-DCSLP	49	253-DCI2	59		
249-DCSLP	49	254-DCI2	59	250-US	57
		255-DCI2	59	251-US	57
240-SBLU	53	256-DCI2	23, 59	252-US	57
241-SBLU	53	257-DCI2	23, 59	253-US	57
242-SBLU	53	258-DCI2	23, 59	254-US	57
243-SBLU	53	259-DCI2	23, 59	255-US	57
				256-US	57
240-SR	54, 224	250-MB	55, 83	257-US	57
241-SR	54, 224	251-MB	55, 83	258-US	57
242-SR	54, 224			259-US	57
243-SR	54, 224	250-MBI	55, 83		
244-SR	54, 224	251-MBI	55, 83	250-USI	57
245-SR	54, 224			251-USI	57
246-SR	54, 224	250-MSRT	55, 83, 100	252-USI	57
247-SR	54, 224	251-MSRT	55, 83, 100	253-USI	57
				254-USI	57
240-US	48	250-MSRTI	55, 83, 100	255-USI	57
241-US	48	251-MSRTI	55, 83, 100	256-USI	57
242-US	48			257-USI	57
243-US	48	250-RT2	60, 101	258-USI	57
244-US	48	251-RT2	60, 101	259-USI	57
245-US	48	252-RT2	60, 101		
246-US	48	253-RT2	60, 101	260	58
247-US	48	254-RT2	60, 101	261	58
248-US	48	255-RT2	60, 101	262	58
249-US	48	256-RT2	60, 101	263	58
		257-RT2	60, 101	264	58
241-SBLK	52	258-RT2	60, 101	265	58
241-SG	53	259-RT2	60, 101	266	58
241-SO	53			267	58
241-SW	54	250-RT2US	60, 101	268	58
241-SY	54	251-RT2US	60, 101	269	58
250	56	250-RTI2	60, 101	260-DC	59
251	56	251-RTI2	60, 101	261-DC	59
252	56	252-RTI2	60, 101	262-DC	59
253	56	253-RTI2	60, 101	263-DC	59
254	56	254-RTI2	60, 101	264-DC	59
255	56	255-RTI2	60, 101	265-DC	59
256	56	256-RTI2	60, 101	266-DC	24, 59
257	56	257-RTI2	60, 101	267-DC	24, 59
258	56	258-RTI2	60, 101	268-DC	24, 59
259	56	259-RTI2	60, 101	269-DC	24, 59
		250-RTI2US	60, 101	260-MB	55, 83
		251-RTI2US	60, 101	261-MB	55, 83

INDEX BY CATALOG NUMBER

Catalog Number	Page	Catalog Number	Page	Catalog Number	Page
260-MSRT	56, 83, 100	290-MS	25, 64, 173	385	28, 111
261-MSRT	56, 83, 100	291-MS	25, 64, 173	385-14	28, 111
260-SRT	58, 103	292-MS	25, 64, 173	386	28, 111
261-SRT	58, 103	290-RT	25, 64, 104, 173	386-14	28, 111
262-SRT	58, 103	291-RT	25, 64, 104, 173	387	28, 111
263-SRT	58, 103	292-RT	25, 64, 104, 173	387-40	28, 111
264-SRT	58, 103	290-S	24, 63, 173	388	28, 111
265-SRT	58, 103	291-S	24, 63, 173	388-40	28, 111
266-SRT	58, 103	292-S	24, 63, 173	389	28, 111
267-SRT	58, 103	321	26, 113	389-40	28, 111
268-SRT	58, 103	322	26, 113	390	28, 111
269-SRT	58, 103	323	26, 113	390-40	28, 111
260-RT	61, 102	324	26, 113	391	28, 111
261-RT	61, 102	325	26, 113	392	28, 111
262-RT	61, 102	326	26, 113	381-DC	28, 112
263-RT	61, 102	327	26, 113	382-DC	28, 112
264-RT	61, 102	328	26, 113	383-DC	28, 112
265-RT	61, 102	329	26, 113	384-DC	28, 112
266-RT	61, 102	330	26, 113	384-DC14	28, 112
267-RT	61, 102	331	26, 113	385-DC	28, 112
268-RT	61, 102	332	26, 113	385-DC14	28, 112
269-RT	61, 102	321-B	26, 113	386-DC	28, 112
260-RTUS	61, 102	322-B	26, 113	386-DC14	28, 112
261-RTUS	61, 102	323-B	26, 113	387-DC	28, 112
260-US	58	324-B	26, 113	387-DC40	28, 112
261-US	58	325-B	26, 113	388-DC	28, 112
262-US	58	326-B	26, 113	388-DC40	28, 112
263-US	58	327-B	26, 113	389-DC	28, 112
264-US	58	328-B	26, 113	389-DC40	28, 112
265-US	58	329-B	26, 113	390-DC	28, 112
266-US	58	330-B	26, 113	390-DC40	28, 112
267-US	58	341	26, 114	403	133, 133
268-US	58	342	26, 114	403-DC2	133, 150
269-US	58	343	26, 114	407	133
270-DC2	62	344	26, 114	408	133
280	62, 132, 172	345	26, 114	410	133
281	62, 132, 172	346	26, 114	412	133
280-DC	63, 172, 178	361	27, 113	414	133
280-DCX	63, 132, 154, 172, 178	362	27, 113	416	133
280SP	63, 118, 132, 154, 172	363	27, 113	417	133
280SPMB	63, 84, 118, 132, 154, 172	364	27, 113	418	133
281-DC	63, 132, 172	365	27, 113	419	133
281-DCG	134	366	27, 113	420	133
282-DC	63, 132, 172	367	27, 113	403-I	133, 150
282-DCX	63, 132, 172	368	27, 113	407-I	133
283-DC	63, 132, 172	369	27, 113	408-I	133
284-DC	63, 132, 172	370	27, 113	410-I	133
285-DC	63, 132, 172	371	27, 113	412-I	133
286-DC	63, 132, 172	372	27, 113	414-I	133
287-XS	63, 132, 172	361-DC	27, 113	416-I	133
288-XS	63, 132, 172	362-DC	27, 113	417-I	133
289-XS	63, 132, 172	363-DC	27, 113	418-I	133
290-XS	63, 132, 172	364-DC	27, 113	419-I	133
290-DC	24, 63, 173	365-DC	27, 113	420-I	133
291-DC	24, 63, 173	366-DC	27, 113	407-DC2	133, 150
292-DC	24, 63, 173	367-DC	27, 113	408-DC2	133
290-MS	25, 64, 173	368-DC	27, 113	410-DC2	133
291-MS	25, 64, 173	369-DC	27, 113	412-DC2	133
292-MS	25, 64, 173	370-DC	27, 113	414-DC2	133
290-RT	25, 64, 104, 173	381	28, 111	416-DC2	133
291-RT	25, 64, 104, 173	382	28, 111	417-DC2	133
292-RT	25, 64, 104, 173	383	28, 111	418-DC2	133
290-S	24, 63, 173	384	28, 111	419-DC2	133
291-S	24, 63, 173	384-14	28, 111	420-DC2	133
292-S	24, 63, 173			407-DC2G	134, 150

INDEX BY CATALOG NUMBER

Catalog Number	Page	Catalog Number	Page	Catalog Number	Page
407-DCI2	133, 150	429-SLTI	89	459-SLTIUS	92
408-DCI2	133	430-SLTI	89	469-LT2	93
410-DCI2	133	431-SLTI	89	470-LT2	93
412-DCI2	133	432-SLTI	89	471-LT2	93
414-DCI2	133	433-SLTI	89	472-LT2	93
416-DCI2	133	434-SLTI	89	473-LT2	93
429-LT2	87	435-SLTI	89	474-LT2	93
430-LT2	87	436-SLTI	89	475-LT2	93
431-LT2	87	437-SLTI	89	476-LT2	93
432-LT2	87	438-SLTI	89	477-LT2	93
433-LT2	87	439-SLTI	89	478-LT2	93
434-LT2	87	440-SLTI	89	479-LT2	93
435-LT2	87	441-SLTI	89		
436-LT2	87	429-SLTIUS	90	469-LTI2	93
437-LT2	87	430-SLTIUS	90	470-LTI2	93
438-LT2	87	431-SLTIUS	90	471-LTI2	93
439-LT2	87	432-SLTIUS	90	472-LTI2	93
431-LT2C	88	433-SLTIUS	90	473-LTI2	93
432-LT2C	88	434-SLTIUS	90	474-LTI2	93
433-LT2C	88	435-SLTIUS	90	475-LTI2	93
429-LTI2	87	436-SLTIUS	90	476-LTI2	93
430-LTI2	87	437-SLTIUS	90	477-LTI2	93
431-LTI2	87	438-SLTIUS	90	478-LTI2	93
432-LTI2	87	439-SLTIUS	90	479-LTI2	93
433-LTI2	87	449-SLT	91	469-NMLT	86
434-LTI2	87	450-SLT	91	470-NMLT	86
435-LTI2	87	451-SLT	91	471-NMLT	86
436-LTI2	87	452-SLT	91	472-NMLT	86
437-LTI2	87	453-SLT	91	473-NMLT	86
438-LTI2	87	454-SLT	91	474-NMLT	86
439-LTI2	87	455-SLT	91	475-NMLT	86
429-NMLT	86	456-SLT	91	470-NMLTS	86
430-NMLT	86	457-SLT	91	471-NMLTS	86
431-NMLT	86	458-SLT	91		
432-NMLT	86	459-SLT	91	469-SLT	94
433-NMLT	86	449-SLTUS	92	470-SLT	94
434-NMLT	86	450-SLTUS	92	471-SLT	94
435-NMLT	86	451-SLTUS	92	472-SLT	94
430-NMLTS	86	452-SLTUS	92	473-SLT	94
431-NMLTS	86	453-SLTUS	92	474-SLT	94
429-SLT	89	454-SLTUS	92	475-SLT	94
430-SLT	89	455-SLTUS	92	476-SLT	94
431-SLT	89	456-SLTUS	92	477-SLT	94
432-SLT	89	457-SLTUS	92	478-SLT	94
433-SLT	89	458-SLTUS	92	479-SLT	94
434-SLT	89	459-SLTUS	92		
435-SLT	89	449-SLTI	91	469-SLTUS	95
436-SLT	89	450-SLTI	91	470-SLTUS	95
437-SLT	89	451-SLTI	91	471-SLTUS	95
438-SLT	89	452-SLTI	91	472-SLTUS	95
439-SLT	89	453-SLTI	91	473-SLTUS	95
440-SLT	89	454-SLTI	91	474-SLTUS	95
441-SLT	89	455-SLTI	91	475-SLTUS	95
429-SLTUS	90	456-SLTI	91	476-SLTUS	95
430-SLTUS	90	457-SLTI	91	477-SLTUS	95
431-SLTUS	90	458-SLTI	91	478-SLTUS	95
432-SLTUS	90	459-SLTI	91	479-SLTUS	95
433-SLTUS	90	449-SLTIUS	92		
434-SLTUS	90	450-SLTIUS	92	469-SLTI	94
435-SLTUS	90	451-SLTIUS	92	470-SLTI	94
436-SLTUS	90	452-SLTIUS	92	471-SLTI	94
437-SLTUS	90	453-SLTIUS	92	472-SLTI	94
438-SLTUS	90	454-SLTIUS	92	473-SLTI	94
439-SLTUS	90	455-SLTIUS	92	474-SLTI	94
		456-SLTIUS	92	475-SLTI	94
		457-SLTIUS	92	476-SLTI	94
		458-SLTIUS	92	477-SLTI	94
		459-SLTIUS	92	478-SLTI	94
				479-SLTI	94

INDEX BY CATALOG NUMBER

Catalog Number	Page	Catalog Number	Page	Catalog Number	Page
469-SLTIUS	95	571-DCI2	140, 160	682-DC2	163
470-SLTIUS	95	572-DCI2	140, 160	683-DC2	163
471-SLTIUS	95	573-DCI2	140, 160	684-DC2	163
472-SLTIUS	95			685-DC2	163
473-SLTIUS	95	570-S	140, 153	686-DC2	163
474-SLTIUS	95			687-DC2	163
475-SLTIUS	95	571-S	140, 160	688-DC2	163
476-SLTIUS	95	572-S	140, 160	689-DC2	163
477-SLTIUS	95	573-S	140, 160		
478-SLTIUS	95			683-DCI2	163
479-SLTIUS	95	571-SI	140, 160	684-DCI2	163
		572-SI	140, 160	685-DCI2	163
480-NMLTS	87	573-SI	140, 160	686-DCI2	163
481-NMLTS	87			687-DCI2	163
		581-DC	64, 130, 174	688-DCI2	163
501-DC2	151	582-DC	64, 130, 174	689-DCI2	163
		583-DC	64, 130, 174		
507-DC2	135			683-DCX2	163
507-DCI2	135	590-DC2	120, 141, 160	684-DCX2	163
508-DC2	135	590-DCI2	120, 141, 160	685-DCX2	163
508-DCI2	135			686-DCX2	163
		595-DC2	107, 121, 161	687-DCX2	163
519-DC2	136	595-DC2C	107, 121, 161	688-DCX2	163
520-DC2	136	595-DCI2	107, 121, 161	689-DCX2	163
521-DC2	136				
522-DC2	136	596-DC2	107, 121, 161	683-XM	164
523-DC2	136	596-DC2C	107, 121, 161	684-XM	164
524-DC2	136	596-DCI2	107, 121, 161	685-XM	164
525-DC2	136			686-XM	164
		600-DC2	141	687-XM	164
519-DCI2	136	601-DC2	141, 161, 179	688-XM	164
520-DCI2	136	602-DC2	141	689-XM	164
521-DCI2	136				
522-DCI2	136	616-NMD	122, 180	691-DC2	141, 161
523-DCI2	136	617-NMD	122, 180		
524-DCI2	136			701	232
525-DCI2	136	620-NM	122, 180	703	232
				705	232
530-DC	137	621-DC2	141, 161	722	202
531-DC	137				
532-DC	137	621-NM	122, 180	732-SP	232
533-DC	137				
534-DC	137	630	141	761-UF	104, 182
535-DC	137	630-DC2	141	762-UF	104, 182
540-SS	120, 136	630-NM2	183	763-4	104, 214
				763-6	104, 214
545-DC2	151	642	122, 180	763-8	104, 214
		643	122, 180		
560-DC2	130, 153, 178	644	122, 180	764-2	104, 214
560-DCI2	153	645	122, 180	764-2N	104, 214
				764-3	104, 214
560-MCIA2	159	650-DC2	182		
		651-DC2	181	765-2	104, 214
561-DC2	153	653-DC2	142, 163	765-3	104, 214
561-DCI2	153	655-DC2	142, 163		
		657-DC2	142, 163	766-2	104, 214
563-DC2	137, 154, 179			766-3	104, 214
565-DC2	156	650-HD2	182	766-4	104, 214
566-DC2	156, 182			766-4N	104, 214
		651SP	119, 181		
570-DC2	156			770-22	187
570-DCI2	156	660-DC2	182, 214	770-32	187
		662-DC2	182, 214	770-42	187
570-GI	157	664-DC2	182, 214	770-52	187
570-RI	157	665-DC2	182, 214	770-62	187
		666-DC2	182, 214	770-72	187
570-DCR2	156	670-DC2	182, 214	771-32	187
		672-DC2	182, 214	771-42	187
571-DC2	140, 160	674-DC2	182, 214	771-52	187
572-DC2	140, 160	675-DC2	182, 214		
573-DC2	140, 160	676-DC2	182, 214		

INDEX BY CATALOG NUMBER

Catalog Number	Page	Catalog Number	Page	Catalog Number	Page
771-62	187	881-SE	202, 215	933	206, 215
772-32	187	882-SE	202, 215	934	206, 215
772-42	187	883-SE	202, 215	935	206, 215
772-52	187	884-SE	202, 215	936	206, 215
772-62	187				
800	143	890-MC	166, 202	938-C	215
800-DC2	143	891-MC	166, 202	938-PVC	215
801	143	895-DC2	107, 121, 161		
801-I	143	895-DC2C	107, 121, 161	941	33, 67, 206
801-DC2	144, 165	895-DCI2	107, 121, 161	942	33, 67, 206
801-DCI2	144, 165			943	33, 67, 206
802-DC2	145, 166	895-MC	169, 203	944	33, 67, 206
802-DCI2	145, 166			945	33, 67, 206
802SP	123, 145, 166	900	31, 203	946	33, 67, 206
802-MCIA2	166	900-F	146, 166, 204	947	33, 67, 206
				948	33, 67, 206
803	143	901	31, 203	949	33, 67, 206
803-DC2	143	902	31, 203	950	33, 67, 206
804	143	903	31, 203		
804-I	143	904	31, 203	941-AL	33, 206
804-DC2	144, 165	905	31, 203	942-AL	33, 206
804-DCI2	144, 165	906	31, 203	943-AL	33, 206
		907	31, 67, 203, 205	944-AL	33, 206
806	143	908	31, 67, 203, 205	945-AL	33, 206
807	143	909	31, 67, 203, 205	946-AL	33, 206
808	143	910	31, 67, 203, 205		
809	143	912	31, 203	951	207, 226
810	143	913	31, 203	951-S	207, 226
811	143			952	207, 226
812	143	901-AL	31, 203	953	207, 226
813	143	902-AL	31, 203	953-S	207, 226
814	143	903-AL	31, 203	954	207, 226
		904-AL	31, 203		
806-I	143	905-AL	31, 203	961	207
807-I	143	906-AL	31, 203	962	207
808-I	143			963	207
809-I	143	901-NS	32, 204	964	207
810-I	143	902-NS	32, 204	965	207
811-I	143	903-NS	32, 204	966	207
812-I	143			967	207
813-I	143	901-S	32, 204	968	207
814-I	143	902-S	32, 204	969	207
		903-S	32, 204	970	207
806-DC2	144, 165	904-S	32, 204	971	207
807-DC2	144, 165	905-S	32, 204	972	207
808-DC2	144, 165	906-S	32, 204	973	207
809-DC2	144	907-S	32, 67, 204, 205	974	207
810-DC2	144	908-S	32, 67, 204, 205	975	207
811-DC2	144	909-S	32, 67, 204, 205	976	207
812-DC2	144	910-S	32, 67, 204, 205	977	207
813-DC2	144			978	207
814-DC2	144	920	67, 205		
		921	67, 205	981	207
806-DCI2	144, 165	922	67, 205	982	207
807-DCI2	144, 165	923	67, 205	983	207
808-DCI2	144, 165	924	67, 205	984	207
809-DCI2	144	925	67, 205	985	207
810-DCI2	144			986	207
		920-NS	67, 205	987	207
830	145	921-NS	67, 205	988	207
830-DC2	145, 165	922-NS	67, 205	989	207
840SP	123, 135, 164			990	207
850SP	124, 144, 166	920-S	67, 205		
851ASP	124, 145	921-S	67, 205		
851-DC2	145	922-S	67, 205		
851-DCI2	145	923-S	67, 205		
851SP	124, 145	924-S	67, 205		
		925-S	67, 205		

INDEX BY CATALOG NUMBER

Catalog Number	Page	Catalog Number	Page	Catalog Number	Page
1000	168, 233	1090-1	34	1121-AL	37
1001	168, 233	1090-2	34	1122-AL	37
1002	168, 233	1090-3	34	1123-AL	37
1003	168, 233	1090-4	34	1124-AL	37
1004	168, 233	1090-5	34	1125-AL	37
1005	168, 233	1090-6	34	1126-AL	37
1006	168, 233	1090-7	34	1127-AL	37
1007	168, 233	1090-8	34	1128-AL	37
1008	168, 233	1090-9	34	1129-AL	37
				1130-AL	37
1025	14, 216	1102	35		
1026	14, 216	1103	35	1121-RT	37, 106
1027	14, 216	1104	35	1122-RT	37, 106
1028	14, 216	1105	35	1123-RT	37, 106
1028-XL	14, 216	1106	35	1124-RT	37, 106
1029	14, 216	1107	35	1125-RT	37, 106
1030	14, 216	1108	35	1126-RT	37, 106
1030-XL	14, 216	1109	35	1127-RT	37, 106
		1110	35	1128-RT	37, 106
1061	34	1111	35	1129-RT	37, 106
1062	34	1112	35	1130-RT	37, 106
1063	34	1113	35		
1064	34			1160	38
1065	34	1102-I	35	1161	38
1066	34	1103-I	35	1162	38
1067	34	1104-I	35	1163	38
1068	34	1105-I	35	1164	38
1069	34	1106-I	35	1165	38
		1107-I	35	1166	38
1061-RT	35, 106	1108-I	35	1167	38
1062-RT	35, 106	1109-I	35	1168	38
1063-RT	35, 106	1110-I	35	1169	38
1064-RT	35, 106	1111-I	35		
1065-RT	35, 106			1170	38
1066-RT	35, 106	1102-DC	36	1171	38
1071-RT	35, 106	1103-DC	36	1172	38
1072-RT	35, 106	1104-DC	36	1173	38
1073-RT	35, 106	1105-DC	36	1174	38
1074-RT	35, 106	1106-DC	36	1175	38
		1107-DC	36	1176	38
1070	34	1108-DC	36	1179	38
1071	34	1109-DC	36	1182	38
1072	34	1110-DC	36	1185	38
1073	34	1111-DC	36		
1074	34			1191-DC2	233
1075	34	1102-DCI	36		
1076	34	1103-DCI	36	1201	216
1077	34	1104-DCI	36	1202	216
1078	34	1105-DCI	36	1203	216
1079	34	1106-DCI	36	1204	216
		1107-DCI	36	1205	216
1080	34	1108-DCI	36	1206	216
1081	34	1109-DCI	36	1207	216
1082	34	1110-DCI	36	1208	216
1083	34	1111-DCI	36	1209	216
1084	34			1210	216
1085	34	1121	37	1211	216
1086	34	1122	37	1212	216
1087	34	1123	37		
1088	34	1124	37	1220	217
		1125	37	1221	217
1089-1	34	1126	37		
1089-2	34	1127	37	1240-PVC	217
1089-3	34	1128	37	1241-PVC	217
1089-4	34	1129	37	1242-PVC	217
1089-5	34	1130	37		
1089-6	34	1131	37	1246-MT	217
1089-7	34	1132	37	1257-MT	217
1089-8	34				

INDEX BY CATALOG NUMBER

Catalog Number	Page	Catalog Number	Page	Catalog Number	Page
1251	218	1661	30, 114	2100-S	209
1252	218	1662	30, 114	2110-S	209
1253	218	1663	30, 114	2120-S	209
1254	218	1664	30, 114	2125-S	209
1255	218	1665	30, 114	2130-S	209
1256	218	1666	30, 114	2140-S	209
1257	218	1667	30, 114	2150-S	209
1258	218	1668	30, 114	2160-S	209
1259	218	1669	30, 114	2170-S	209
1260	218	1670	30, 114	2180-S	209
		1671	30, 114	2190-S	209
1251-PVC	218				
1252-PVC	218	1691	233	3000	23
1253-PVC	218	1692	233	3001	23
1254-PVC	218	1693	233	3002	23
1255-PVC	218	1694	233	3003	23
1256-PVC	218	1695	233	3004	23
		1696	233	3005	23
1253-S	219			3006	23
1254-S	219	1701-DC	50, 125	3007	23
1255-S	219	1702-DC	50, 125	3008	23
1256-S	219			3009	23
1257-S	219	1701-DCI	50, 125		
1258-S	219	1702-DCI	50, 125	3000-US	23
1259-S	219			3001-US	23
1260-S	219	1791-DC	36	3002-US	23
		1792-DC	36	3003-US	23
1306-B	191	1793-DC	36	3004-US	23
1307-B	191			3005-US	23
1308-B	191	1881-SE	208, 215		
1309-B	191	1882-SE	208, 215	3100	24
1312-B	191	1883-SE	208, 215	3101	24
1313-B	191	1884-SE	208, 215	3102	24
1315-B	191			3103	24
		1901	32, 208	3104	24
1308-DC	191	1902	32, 208	3105	24
1309-DC	191	1903	32, 208	3106	24
		1904	32, 208	3107	24
1325-B	191	1905	32, 208	3108	24
1325-B1	191	1906	32, 208	3109	24
1326-B	191	1907	32, 68, 208		
1328-B	191	1908	32, 68, 208	3100-US	24
1330-B	191	1909	32, 68, 208	3101-US	24
1331-B	191	1910	32, 68, 208	3102-US	24
				3103-US	24
1325-BH	192	1920	68, 208	3104-US	24
1330-BH	192	1921	68, 208	3105-US	24
1345-BH	192	1922	68, 208		
		1923	68, 208	3161	22
1520-DC	39	1924	68, 208	3162	22
1521-DC	39	1925	68, 208		
1522-DC	39			3500	18
1523-DC	39	2100	209	3501	18
1524-DC	39	2110	209	3502	18
1525-DC	39	2120	209	3503	18
1526-DC	39	2125	209	3504	18
1527-DC	39	2130	209	3505	18
		2140	209		
1520-RT	39	2150	209	3510	18
1521-RT	39	2160	209	3511	18
1522-RT	39	2170	209		
		2180	209	3500-US	18
1620-DC2	62	2190	209	3501-US	18
1621-DC2	62			3502-US	18
1622-DC2	62	2100-BN	209	3503-US	18
		2110-BN	209	3504-US	18
		2120-BN	209	3505-US	18
		2125-BN	209		
		2130-BN	209	3510-I	18
		2140-BN	209	3511-I	18

INDEX BY CATALOG NUMBER

Catalog Number	Page	Catalog Number	Page	Catalog Number	Page
3600	19	9951	33, 206	C-37CG	73
3601	19	9952	33, 206	C-38CG	73
3602	19			C-39CG	73
3603	19	A-FILPLG	231	C-40CG	73
3604	19				
3605	19	ALI-50	192	C-41CG	9
		ALI-112	192	C-42CG	9
3610	19	ALI-252	192	C-43CG	9
3611	19			C-44CG	9
		ALI-SLR	4, 193	C-45CG	9
3600-US	19			C-46CG	9
3601-US	19	ALI-WMCT	193	C-47CG	9
3602-US	19			C-48CG	9
3603-US	19	AMC-50	126, 138, 158	C-49CG	9
3604-US	19	AMC-50QI	126, 139, 158	C-50CG	9
3605-US	19	AMC-5075	126, 138, 158		
		AMC-52	126, 138, 158	C-41CGC	9, 73
3838ASP	119, 142, 162	AMC-75	126, 138, 158	C-42CGC	9, 73
3838SP	119, 142, 162			C-43CGC	9, 73
		BJ-100	194	C-44CGC	9, 73
4057-DC	65, 137, 155, 174	BJ-200	194	C-45CGC	9, 73
4058-DC	65, 137, 155, 174	BJ-400	194	C-46CGC	9, 73
4156-DC	65, 138, 155, 175	BL-17	139, 159	C-61	9
4157-DC	65, 138, 155, 175	BL-18	139, 159	C-62	9
		BL-19	139, 159	C-63	9
4256-DC	66, 176			C-64	9
4258-DC	66, 176	BL-17I	139, 159	C-65	9
		BL-18I	139, 159	C-66	9
4357-DC	65, 138, 155, 175	BL-19I	139, 159	C-67	9
				C-68	9
4360-DC	66, 96, 105, 176	BR-150	227	C-69	9
4361-DC	66, 96, 105, 176	BR-200	227	C-70	9
4362-DC	66, 96, 105, 176	BR-400	227		
4363-DC	66, 96, 105, 176			CA-DL-24	235
4364-DC	66, 96, 105, 176	BRI-150	227	CA-DL-120	235
4365-DC	66, 96, 105, 176	BRI-200	227	CA-DLB-24	235
				CA-DLB-120	235
4357-NM	65, 175, 183	BRW-150	227	CA-100-24	235
		BRW-200	227	CA-100-120	235
4369-LT	25, 96, 105, 176			CA-101-24	235
4370-LT	25, 96, 105, 176	BRWI-150	227	CA-101-120	235
4371-LT	25, 96, 105, 176	BRWI-200	227		
4372-LT	25, 96, 105, 176			CA-PS	235
4373-LT	25, 96, 105, 176	BS-050	234		
4374-LT	25, 96, 105, 176	BS-075	234	CC-25	209, 228
4375-LT	25, 96, 105, 176			CC-31	209, 228
		BXE-100	228, 234	CC-37	209, 228
4457-DC	65, 138, 155, 175	BXE-200	228, 234		
		BXE-300	228, 234	CE-50	44
5157-DC	65, 138, 155, 175			CE-75	44
		C-31	73		
84690SP	125, 146, 164	C-32	73	CG770-250	184
		C-33	73	CG770-350	184
9791	114, 187, 226	C-34	73	CG770-450	184
9792	114, 187, 226	C-35	73	CG770-560	184
9793	114, 187, 226	C-36	73	CG770-650	184
9794	114, 187, 226			CG771-250	184
9795	114, 187, 226	C-41	9	CG771-350	184
9796	114, 187, 226	C-42	9	CG771-450	184
9797	114, 187, 226	C-43	9	CG771-560	184
		C-44	9	CG771-650	184
9882	115, 187, 227	C-45	9	CG771-750	184
		C-46	9	CG771-850	184
9891	233	C-47	9	CG772-560	184
9892	233	C-48	9	CG772-650	184
9893	233	C-49	9	CG772-750	184
9894	233	C-50	9	CG772-850	184
9895	233			CG772-950	184
9896	233			CG772-1050	184

INDEX BY CATALOG NUMBER

Catalog Number	Page	Catalog Number	Page	Catalog Number	Page
CG773-850	185	FA-404	225	LB-61CG	10
CG773-950	185	FA-411	225	LB-62CG	10
CG773-1050	185			LB-63CG	10
CG773-1150	185	FS-1000	236	LB-64CG	10
CG773-1250	185			LB-65CG	10
CG773-1375	185	GF38SP	126, 136	LB-66CG	10
CG774-1050	185	GF50SP	126, 136	LB-67CG	10
CG774-1150	185			LB-68CG	10
CG774-1250	185	GRC-50	195	LB-69CG	10
CG774-1375	185	GRC-63	195	LB-70CG	10
		GRC-75	195		
CGA770250	186			LL-31	74
CGA770350	186	IGB-050	194	LL-32	74
CGA770450	186	IGB-075	194	LL-33	74
CGA770560	186			LL-34	74
CGA770650	186	IGB-WM	195	LL-35	74
CGA771250	186			LL-36	74
CGA771350	186	IGBC-063	195		
CGA771450	186	IGBC-075	195	LL-41	11
CGA771560	186			LL-42	11
CGA771650	186	LB-31	73	LL-43	11
CGA771750	186	LB-32	73	LL-44	11
CGA771850	186	LB-33	73	LL-45	11
CGA772560	186	LB-34	73	LL-46	11
CGA772650	186	LB-35	73	LL-47	11
CGA772750	186	LB-36	73	LL-48	11
CGA772850	186	LB-37	73	LL-49	11
CGA772950	186	LB-38	73	LL-50	11
CGA7721050	186	LB-39	73		
		LB-40	73	LL-41CG	11
CLI-10	192			LL-42CG	11
CLI-20	192	LB-41	10	LL-43CG	11
		LB-42	10	LL-44CG	11
CSE-075	40	LB-43	10	LL-45CG	11
CSE-100	40	LB-44	10	LL-46CG	11
		LB-45	10	LL-47CG	11
CSS-050	40	LB-46	10	LL-48CG	11
CSS-075	40	LB-47	10	LL-49CG	11
CSS-100	40	LB-48	10	LL-50CG	11
		LB-49	10		
DB-1308	194	LB-50	10	LL-41CGC	11, 74
DB-1309	194			LL-42CGC	11, 74
		LB-41CG	10	LL-43CGC	11, 74
DR-200	229	LB-42CG	10	LL-44CGC	11, 74
DR-300	229	LB-43CG	10	LL-45CGC	11, 74
DR-500	229	LB-44CG	10	LL-46CGC	11, 74
		LB-45CG	10		
DS-100	236	LB-46CG	10	LL-61	11
DS-500	236	LB-47CG	10	LL-62	11
		LB-48CG	10	LL-63	11
EC-075	69	LB-49CG	10	LL-64	11
EC-100	69	LB-50CG	10	LL-65	11
EC-125	69			LL-66	11
EC-150	69	LB-41CGC	10, 74	LL-67	11
EC-200	69	LB-42CGC	10, 74	LL-68	11
EC-250	41, 69	LB-43CGC	10, 74	LL-69	11
EC-300	41, 69	LB-44CGC	10, 74	LL-70	11
EC-350	41, 69	LB-45CGC	10, 74		
EC-400	41, 69	LB-46CGC	10, 74	LLR-41	12, 75
				LLR-42	12, 75
EC-075R	41	LB-61	10	LLR-43	12, 75
EC-100R	41	LB-62	10	LLR-44	12, 75
EC-125R	41	LB-63	10	LLR-45	12, 75
EC-150R	41	LB-64	10	LLR-46	12, 75
EC-200R	41	LB-65	10		
		LB-66	10	LR-31	75
FA-400	225	LB-67	10	LR-32	75
FA-401	225	LB-68	10	LR-33	75
FA-402	225	LB-69	10	LR-34	75
FA-403	225	LB-70	10	LR-35	75
				LR-36	75

INDEX BY CATALOG NUMBER




Catalog Number	Page	Catalog Number	Page	Catalog Number	Page
LR-41	12	MWH-1	221	SGB-382CL	4, 29, 110
LR-42	12			SGB-383CL	4, 29, 110
LR-43	12	NMCB-1	169, 188, 210, 230	SGB-38414	4, 29, 110
LR-44	12	NMCB-2	188, 210, 230	SGB-384CL	4, 29, 110
LR-45	12	NMCB-3	169, 210	SGB-38514	4, 29, 110
LR-46	12			SGB-385CL	4, 29, 110
LR-47	12	NMWH-43	188, 230	SGB-38614	4, 29, 110
LR-48	12			SGB-386CL	4, 29, 110
LR-49	12	PB-301	237	SGB-38740	4, 29, 110
LR-50	12	PB-301N	237	SGB-387CL	4, 29, 110
				SGB-38840	4, 29, 110
LR-41CG	12	RB-16	199	SGB-388CL	4, 29, 110
LR-42CG	12	RB-17	199	SGB-38940	4, 29, 110
LR-43CG	12			SGB-389CL	4, 29, 110
LR-44CG	12	RF-125	220, 237	SGB-39040	4, 29, 110
LR-45CG	12	RF-150	220, 237	SGB-390CL	4, 29, 110
LR-46CG	12	RF-200	220, 237		
LR-47CG	12	RF-250	220, 237	SGBS-381CL	30, 110
LR-48CG	12			SGBS-382CL	30, 110
LR-49CG	12	RFN-125	220, 237	SGBS-383CL	30, 110
LR-50CG	12	RFN-200	220, 237	SGBS-38414	30, 110
		RFN-250	220, 237	SGBS-384CL	30, 110
LR-41CGC	12, 75	RFN-300	220, 237	SGBS-38514	30, 110
LR-42CGC	12, 75	RFN-400	220, 237	SGBS-385CL	30, 110
LR-43CGC	12, 75			SGBS-38614	30, 110
LR-44CGC	12, 75	RWH-1	221	SGBS-386CL	30, 110
LR-45CGC	12, 75			SGBS-38740	30, 110
LR-46CGC	12, 75	SB-383NM	29, 111	SGBS-387CL	30, 110
		SB-384NM	29, 111	SGBS-38840	30, 110
LR-61	12	SB-385NM	29, 111	SGBS-388CL	30, 110
LR-62	12	SB-386NM	29, 111	SGBS-38940	30, 110
LR-63	12	SB-387NM	29, 111	SGBS-389CL	30, 110
LR-64	12	SB-388NM	29, 111	SGBS-39040	30, 110
LR-65	12	SB-389NM	29, 111	SGBS-390CL	30, 110
LR-66	12	SB-390NM	29, 111	SGBS-39050	30, 110
LR-67	12			SGBS-39150	30, 110
LR-68	12	SC-41	15, 77	SGBS-39250	30, 110
LR-69	12	SC-42	15, 77		
LR-70	12	SC-43	15, 77	SGN-61	15, 77
		SC-44	15, 77	SGN-62	15, 77
LVB-1	229	SC-46	15, 77	SGN-63	15, 77
		SC-47	15, 77	SGN-64	15, 77
MBG-050	198	SC-49	15, 77	SGN-66	15, 77
MBG-075	198			SGN-67	15, 77
		SC-61	15	SGN-69	15, 77
MC-050	196	SC-62	15		
MC-075	196	SC-63	15	SR-050	97, 107
MC-100	196	SC-64	15	SR-075	97, 107
		SC-66	15	SR-100	97, 107
MCC-050	197	SC-67	15	SR-125	97, 107
MCC-075	197	SC-69	15	SR-150	97, 107
MCC-100	197			SR-200	97, 107
		SDB-1300B	199	SR-250	97, 107
MCH-075	198	SDB-1301B	199	SR-300	97, 107
MCH-100	198	SDB-1302B	199	SR-350	97, 107
				SR-400	97, 107
MCH-125	198	SE-KIT100	221		
MCH-150	198	SE-KIT200	221	SRC-050	41
MCH-200	198			SRC-075	41
		SFR-75	238	SRC-100	41
MK-10020	219	SFS-75	238	SRC-125	41
MK-20025	219			SRC-150	41
		SG38ASP	127, 140, 157	SRC-200	41
MLB-44	14, 220	SG3838ASP	127, 142, 162	SRC-250	41
MLB-45	14, 220			SRC-300	41
MLB-46	14, 220	SG-61	15, 77	SRC-350	41
MLB-47	14, 220	SG-62	15, 77	SRC-400	41
MLB-48	14, 220	SG-63	15, 77	SRC-500	41
MLB-49	14, 220	SG-64	15, 77	SRC-600	41
MLB-50	14, 220	SG-66	15, 77		
		SG-67	15, 77		
		SG-69	15, 77		

INDEX BY CATALOG NUMBER

Catalog Number	Page	Catalog Number	Page	Catalog Number	Page
T-31	76	TWB-51	69, 115, 231		
T-32	76	TWB-52	69, 115, 231		
T-33	76	TWB-53	69, 115, 231		
T-34	76	TWB-54	69, 115, 231		
T-35	76	TWB-55	69, 115, 231		
T-36	76	TWB-56	69, 115, 231		
		TWB-57	69, 115, 231		
T-41	13	TWB-58	69, 115, 231		
T-42	13	TWB-59	69, 115, 231		
T-43	13	TWB-60	69, 115, 231		
T-44	13				
T-45	13	UCS-5075	33, 68, 97, 147, 167, 211		
T-46	13	UCS-75100	33, 68, 97, 147, 167, 211		
T-47	13	UCS-100125	33, 68, 97, 147, 167, 211		
T-48	13	UCS-125150	33, 68, 97, 147, 167, 211		
T-49	13	UCS-150200	33, 68, 97, 147, 167, 211		
T-50	13				
		UCSC-5075	33, 68, 97, 211		
T-41CG	13	UCSC-75100	33, 68, 97, 211		
T-42CG	13	UCSC100125	33, 68, 97, 211		
T-43CG	13	UCSC125150	33, 68, 97, 211		
T-44CG	13	UCSC150200	33, 68, 97, 211		
T-45CG	13				
T-46CG	13	UCSS-5075	5		
T-47CG	13	UCSS-75100	5		
T-48CG	13	UCSS-100125	5		
T-49CG	13	UCSS-125150	5		
T-50CG	13	UCSS-150200	5		
		USL-120	135		
T-41CGC	13, 76				
T-42CGC	13, 76	US-4461	147, 167, 210		
T-43CGC	13, 76	US-6171	147, 167, 210		
T-44CGC	13, 76				
T-45CGC	13, 76	USD-4461	147, 168, 211		
T-46CGC	13, 76	USD-6171	147, 168, 211		
		USS-6171	167, 211		
T-61	13				
T-62	13	WGC-1	221		
T-63	13	WGC-2	221		
T-64	13	WGC-3	221		
T-65	13				
T-66	13				
T-67	13				
T-68	13				
T-69	13				
T-70	13				
T-601	239				
T-602	239				
T-603	239				
T-604	239				
TL-381	31, 112				
TL-382	31, 112				
TL-383	31, 112				
TL-384	31, 112				
TL-38414	31, 112				
TL-385	31, 112				
TL-38514	31, 112				
TL-386	31, 112				
TL-38614	31, 112				
TL-387	31, 112				
TL-38740	31, 112				
TL-388	31, 112				
TL-38840	31, 112				
TL-389	31, 112				
TL-38940	31, 112				
TL-390	31, 112				
TL-39040	31, 112				

GENERAL NOTES

General Notes and Product Standards

- For product dimensions, consult our on-line catalog at www.bptfittings.com.
- Due to ongoing product improvements, specifications and dimensions are subject to change without prior notice.
- Underwriters Laboratories, Canadian Standards Association, Intertek and Federal Specifications are current at time of publication but are subject to change without prior notice. Current , , and  listings are noted on the smallest unit carton label. Look for the appropriate logo.
- This manual is intended for use as a guide in selection of electrical fittings manufactured by Bridgeport Fittings, Inc. Do not use this manual as an interpretation of the National Electrical Code or local regulations. Always consult your local electrical inspector for requirements in your area.

Products listed or certified comply with the following certifications and specifications:

Product Group	UL Standard	NEMA Standard	Federal Specification	CSA Standard
Rigid & IMC Conduit Bodies	UL-514A	FB-1	A-A-50563A	C22.2 18.3-04
Rigid & IMC Conduit	UL-514B	FB-1	A-A-50553	C22.2 18.3-04
Red Fire Alarm Boxes and Fittings	UL-514A	OS1	A-A-50563A	–
	UL-514B	FB-1	A-A-50553	–
EMT	UL-514B	FB-1	A-A-50553	C22.2 18.3-04
Liquid Tight	UL-514B	FB-1	A-A-50552	C22.2 18.3-04
Portable Cord	UL-514B	FB-1	A-A-50552	C22.2 18.3-04
Flexible Metal & AC/MC Cable	UL-514B	FB-1	A-A-50552	C22.2 18.3-04
Nonmetallic Cable	UL-514B	FB-1	A-A-50552	C22.2 18.3-04
Grounding Fittings	UL-467	FB-1	A-A-50552	–
Service Entrance	UL-514B	FB-1	A-A-50563A	C22.2 18.3-04
Hazardous Location	UL-886	–	–	C22.2 30

BRIDGEPORT'S

PRODUCT CATALOG

Powered By The Sun. Connected By Bridgeport.

At Bridgeport Fittings,
we understand

the importance of renewable energy. That's why we are dedicated to providing you with the products that help you be more productive and profitable on every solar installation. Follow the lead of some of the country's biggest and best solar contractors and ask for Bridgeport.

Throughout this catalog you'll find time and money saving products that can be used on your next installation. Simply look for the sun!



Liquid Tight Fittings

	Description	Catalog No. or Series
	Nonmetallic Liquid Tight Connectors	429-NMLT to 435-NMLT
	Straight Zinc Liquid Tight Connectors	429-LT2 to 439-LT2 and 429-LTI2 to 439-LTI2
	Straight Steel and Malleable Iron Liquid Tight Connectors	Steel: 429-SLT to 432-SLT and 429-SLTI to 432-SLTI Malleable: 429-MLT to 439-SLT and 420-MLTI to 439-SLTI
	Liquid Tight Sealing Rings	SR-050 to SR-400
	Zinc Die Cast Transition Couplings	4360-DC to 4365-DC
	Malleable Iron Transition Couplings	4369-LT to 4375-LT







Wet Location Fittings

	Description	Catalog No. or Series
	Zinc Die Cast Threaded Hubs	151-DC to 160-DC
	Zinc Die Cast Grounding Hubs	166-DCG to 170-DCG
	US Made Zinc EMT Raintight Compression Connectors	250-RT2 to 259-RT2 and 250-RTI2 to 259-RTI2
	US Made Zinc EMT Raintight Compression Couplings	260-RT to 269-RT
	Mighty-Seal® Push-EMT® Raintight Connectors	250-MSRT, 251-MSRT and 250-MSRTI, 251-MSRTI
	Mighty-Seal® Push-EMT® Raintight Couplings	260-MSRT 261-MSRT
	US Made Steel Raintight Compression Connectors	250-SRT to 259-SRT and 250-SRTI to 259-SRTI
	US Made Steel Raintight Compression Couplings	260-SRT to 269-SRT
	US Made Zinc Die Cast UF Cable Connectors	761-UF and 762-UF
	Straight PVC Jacketed MC Cable Connectors	595-DC2, 596-DC2 and 595-DCI2, 596-DCI2 (Polyolefin coated versions 595-DC2C and 596-DC2C)
	90° PVC Jacketed MC Cable Connector	895-DC2 and 895-DCI2 (Polyolefin coated version 895-DC2C)
	Mighty-Seal® Reducing Sealing Washers	1061-RT to 1074-RT
	Mighty-Align® Self-Aligning Raintight Three-Piece Conduit Couplings	1121-RT to 1130-RT
	Mighty-Seal® Raintight Offset Nipples	1520-RT to 1522-RT





Grounding and Bonding Products

	Description	Catalog No. or Series
	Mighty-Rite® Split Grounding Bushings	SGB Series
	Solderless Lugs	ALI-50 to ALI-252
	Solar Panel Grounding Connector	ALI-SLR
	Mighty-Bond® Enclosure Grounding Connectors	MC-050, MC-075 and MC-100
	Mighty-Bond® Enclosure Grounding Couplings	MCC-050, MCC-075 and MCC-100
	Mighty-Bond® Raintight Grounding and Bonding Hubs	MCH-075 and MCH-100 in brass (MCH-125 to MCH-200 in stainless steel)
	Mighty-Bond® Grounding & Bonding Bridge	IGB-050 and IGB-075
	Mighty-Bond® Ground Rod or Rebar Bridge Clamp	IGBC-063 and IGBC-075

Conduit Bodies

	Description	Catalog No. or Series
	Threaded Rigid Conduit Bodies Type C	C-41CG to C-50CG
	Threaded Rigid Conduit Bodies Type LB	LB-41CG to LB-50CG
	Threaded Rigid Conduit Bodies Type LL	LL-41CG to LL-50CG
	Threaded Rigid Conduit Bodies Type LR	LR-41CG to LR-50CG
	Threaded Rigid Conduit Bodies Type LL/LR	LLR-41 to LLR-46
	Threaded Rigid Conduit Bodies Type T	T-41CG to T-50CG

Straps and Clamps

	Description	Catalog No. or Series
	Might-Hold® Universal Clamp Straps	UCS-5075 to UCS-150200 (Polyolefin coated versions available as UCSC-5075 to UCSC150200)
	US Made Steel EMT One Hole Straps	920-S to 925-S and 907-S to 910-S
	Malleable Iron EMT One Hole Straps	920 to 925 and 907 to 910
	US Made Steel Rigid One Hole Pipe Straps	901-S to 910-S
	Malleable Rigid One Hole Pipe Straps	900 to 913
	Aluminum Rigid One Hole Pipe Straps	901-AL to 906-AL
	Malleable Iron Clamp Backs	941 to 950 and 9951 to 9952
	Conduit Clamps	961 to 966
	Beam Clamps	951-S and 953-S

Might-Rite® Split Grounding Bushings



Install your bushings before or after pulling wire and making connections. Might-Rite's innovative hinged design adjusts and aligns easier – even in tight spots. Our adjustable lay-in lugs accept and position conductors for simple access. Might-Rite's unique split design and ease-of-use allows shorter facility downtime when upgrading existing power and data systems.

All Zinc Die Cast Might-Rites are now available with Stainless steel hardware, for use in outdoor applications. Stainless steel hardware will be available by October 2016.

150°C Captive Nylon Insulator. Patented.

 File No. E20412




Zinc Die Cast / Aluminum Alloy Lug / Stainless Steel Hardware

Catalog Number	Grounding Lug Wire Capacity		Trade Size	Unit Qty.	Std. Pkg.
	Min. Solid Strand	Max.			
SGB-382CL	14 to 4		3/4"	25	250
SGB-383CL	14 to 4		1"	25	250
SGB-38414	14 to 4		1 1/4"	20	200
SGB-384CL	14 to 1/0		1 1/4"	20	200
SGB-38514	14 to 4		1 1/2"	20	200
SGB-385CL	14 to 1/0		1 1/2"	20	200
SGB-38614	14 to 4		2"	10	100
SGB-386CL	14 to 1/0		2"	10	100
SGB-38740	6 to 250 MCM		2 1/2"	---	25
SGB-387CL	14 to 1/0		2 1/2"	---	25
SGB-38840	6 to 250 MCM		3"	---	25
SGB-388CL	14 to 1/0		3"	---	25
SGB-38940	6 to 250 MCM		3 1/2"	---	25
SGB-389CL	6 to 3/0		3 1/2"	---	25
SGB-39040	6 to 250 MCM		4"	---	20
SGB-390CL	6 to 3/0		4"	---	20

Solar Panel Grounding Connector



Designed to prevent galvanic reactions and enhance conductivity. The connector body has extruded serrations for breaking the anodized finish on photovoltaic modules and frames. The serrations in the wire binding break corrosion on the grounding wire which means that no surface preparation is required for the PV module, the frame or the ground wire. The unique clamp-on design means no mounting holes are required. The connector simply clamps onto the frame of the solar panel. The unit is UL 467 Listed and accommodates aluminum or copper conductor. The connectors feature stainless steel hardware.

 File No. E20412



Aluminum with Stainless Steel Hardware

Catalog Number	Wire Capacity	Unit Qty.	Std. Pkg.
ALI-SLR	4 to 14	25	250

**Mighty-Hold®
Universal
Clamp Straps**



Stainless Steel

Catalog Number	Trade Size	Unit Qty.	Std. Pkg.
UCSS-5075	1/2" - 3/4"	50	250
UCSS-75100	3/4" - 1"	50	250
UCSS100125	1" - 1 1/4"	25	100
UCSS125150	1 1/4" - 1 1/2"	--	25
UCSS150200	1 1/2" - 2"	--	25

One piece clamp back and strap secures both cable and conduit. Secures EMT, Rigid, IMC, Metallic Liquid Tight, Nonmetallic Liquid Tight, FMC, and Schedule 40 and Schedule 80 PVC conduit, as well as steel and aluminum AC/MC cable. Patented.

UL File No. E161206

**Extra Long Raintight
Compression Connectors**



Zinc Die Cast

Catalog Number	Trade Size	Unit Qty.	Std. Pkg.	Thread Length
250-RT2XL	1/2"	50	500	0.995"
251-RT2XL	3/4"	25	250	1.023"
252-RT2XL	1"	15	150	1.088"

Compression style connector with internal sealing ring and knockout gasket to create a raintight seal when connecting EMT to box or enclosure. Extra long threads for connecting to thicker enclosures and solar combiner boxes. Patented.

UL File No. E24001

Rigid and IMC Conduit Bodies

Die Cast Aluminum Conduit Bodies

Trade Size	Maximum Number of Conductors					
	LB	C	LL	LR	T	LLR
1/2"	N/A	N/A	N/A	N/A	N/A	-
3/4"	6 AWG	6 AWG	6 AWG	6 AWG	6 AWG	-
1"	3 - 4 AWG	3 - 4 AWG	3 - 4 AWG	3 - 4 AWG	3 - 4 AWG	3 - 4 AWG
1 1/4"	3 - 2 AWG	3 - 2 AWG	3 - 2 AWG	3 - 2 AWG	3 - 2 AWG	3 - 2 AWG
1 1/2"	3 - 1/0 AWG	3 - 1/0 AWG	3 - 1/0 AWG	3 - 1/0 AWG	3 - 2 AWG	3 - 1/0 AWG
2"	3 - 4/0 AWG	3 - 2/0 AWG	3 - 4/0 AWG	3 - 4/0 AWG	3 - 4/0 AWG	3 - 3/0 AWG
2 1/2"	300 MCM	3 - 250 MCM	3 - 250 MCM	3 - 250 MCM	3 - 2/0 AWG	-
3"	350 MCM	3 - 250 MCM	3 - 250 MCM	3 - 250 MCM	3 - 250 MCM	-
3 1/2"	3 - 400 MCM	3 - 250 MCM	3 - 250 MCM	3 - 250 MCM	3 - 250 MCM	-
4"	3 - 400 MCM	3 - 250 MCM	3 - 250 MCM	3 - 250 MCM	3 - 250 MCM	-

Trade Size	Volume in Cu. In.					
	LB	C	LL	LR	T	LLR
1/2"	4.25	4.25	4.25	4.25	4.25	5.5
3/4"	7.2	7.2	7.2	7.2	7.2	9.0
1"	10.8	10.8	10.8	10.8	10.8	15.0
1 1/4"	30.5	30.5	30.5	30.5	30.5	39.5
1 1/2"	30.5	30.5	30.5	30.5	30.5	40.8
2"	70.7	70.7	70.7	70.7	70.7	88.5
2 1/2"	152.5	157.4	157.4	157.4	157.4	-
3"	152.5	179.8	179.8	179.8	179.8	-
3 1/2"	311.8	323.0	323.0	323.0	323.0	-
4"	311.8	323.0	323.0	323.0	323.0	-

Malleable Iron Conduit Bodies

Trade Size	Maximum Number of Conductors				
	LB	C	LL	LR	T
1/2"	N/A	N/A	N/A	N/A	N/A
3/4"	3 - 6 AWG	3 - 6 AWG	3 - 6 AWG	3 - 6 AWG	3 - 6 AWG
1"	3 - 4 AWG	3 - 4 AWG	3 - 4 AWG	3 - 4 AWG	3 - 4 AWG
1 1/4"	3 - 2 AWG	3 - 2 AWG	3 - 2 AWG	3 - 2 AWG	3 - 2 AWG
1 1/2"	3 - 1/0 AWG	3 - 1/0 AWG	3 - 1/0 AWG	3 - 1/0 AWG	3 - 1 AWG
2"	3 - 3/0 AWG	3 - 4/0 AWG	3 - 4/0 AWG	3 - 4/0 AWG	3 - 2/0 AWG
2 1/2"	3 - 250 MCM	3 - 300 MCM	3 - 300 MCM	3 - 300 MCM	3 - 4/0 AWG
3"	3 - 250 MCM	3 - 350 MCM	3 - 350 MCM	3 - 350 MCM	3 - 4/0 AWG
3 1/2"	3 - 350 MCM	3 - 350 MCM	3 - 350 MCM	3 - 500 MCM	3 - 350 MCM
4"	3 - 350 MCM	3 - 350 MCM	3 - 350 MCM	3 - 500 MCM	3 - 350 MCM

Trade Size	Volume in Cu. In.				
	LB	C	LL	LR	T
1/2"	4.5	4.5	4.5	4.5	6.0
3/4"	7.5	7.5	7.5	7.5	9.5
1"	12.5	12.5	12.5	12.5	15.0
1 1/4"	32.3	32.3	32.3	32.3	33.0
1 1/2"	35.3	35.3	35.3	35.3	36.0
2"	73.0	73.0	73.0	73.0	75.0
2 1/2"	138.0	138.0	138.0	138.0	138.0
3"	170.0	170.0	170.0	170.0	170.0
3 1/2"	300.0	300.0	300.0	300.0	300.0
4"	328.0	328.0	328.0	328.0	328.0

Type C



Threaded bodies for rigid conduit or IMC allow access for inspection, pulling and maintenance.

File No. E11077

File No. 702847 (C-41CG thru C-46CG)

Aluminum with Cover and Gasket

Catalog Number	Trade Size	Unit Qty.	Std. Pkg.
C-41CG	1/2"	10	60
C-42CG	3/4"	10	60
C-43CG	1"	5	30
C-44CG	1 1/4"	2	10
C-45CG	1 1/2"	2	10
C-46CG	2"	1	6
C-47CG	2 1/2"	---	1
C-48CG	3"	---	1
C-49CG	3 1/2"	---	1
C-50CG	4"	---	1

Aluminum

Catalog Number	Trade Size	Unit Qty.	Std. Pkg.
C-41	1/2"	10	60
C-42	3/4"	10	60
C-43	1"	5	30
C-44	1 1/4"	2	10
C-45	1 1/2"	2	10
C-46	2"	1	6
C-47	2 1/2"	---	1
C-48	3"	---	1
C-49	3 1/2"	---	1
C-50	4"	---	1

Malleable Iron

Catalog Number	Trade Size	Unit Qty.	Std. Pkg.
C-61	1/2"	5	50
C-62	3/4"	5	50
C-63	1"	2	20
C-64	1 1/4"	2	10
C-65	1 1/2"	2	10
C-66	2"	1	6
C-67	2 1/2"	---	1
C-68	3"	---	1
C-69	3 1/2"	---	1
C-70	4"	---	1

Combination Type C



Units are threaded for use with rigid as well as set screws for use with EMT. Preassembled with cover and gasket.

File No. E11077

Listed Raintight when used with rigid conduit.

Aluminum with Cover and Gasket

Catalog Number	Trade Size	Unit Qty.	Std. Pkg.
C-41CGC	1/2"	10	60
C-42CGC	3/4"	10	60
C-43CGC	1"	5	30
C-44CGC	1 1/4"	2	10
C-45CGC	1 1/2"	2	10
C-46CGC	2"	1	6

Type LB



Aluminum with Cover and Gasket

Catalog Number	Trade Size	Unit Qty.	Std. Pkg.
LB-41CG	1/2"	10	60
LB-42CG	3/4"	10	60
LB-43CG	1"	5	30
LB-44CG	1 1/4"	2	10
LB-45CG	1 1/2"	2	10
LB-46CG	2"	1	6
LB-47CG	2 1/2"	---	1
LB-48CG	3"	---	1
LB-49CG	3 1/2"	---	1
LB-50CG	4"	---	1

Threaded bodies for rigid conduit or IMC allow access for inspection, pulling and maintenance.

File No. E11077

File No. 702847 (LB-41CG thru LB-50CG)

Aluminum

Catalog Number	Trade Size	Unit Qty.	Std. Pkg.
LB-41	1/2"	10	60
LB-42	3/4"	10	60
LB-43	1"	5	30
LB-44	1 1/4"	2	10
LB-45	1 1/2"	2	10
LB-46	2"	1	6
LB-47	2 1/2"	---	1
LB-48	3"	---	1
LB-49	3 1/2"	---	1
LB-50	4"	---	1

Malleable Iron

Catalog Number	Trade Size	Unit Qty.	Std. Pkg.
LB-61	1/2"	5	50
LB-62	3/4"	5	50
LB-63	1"	2	20
LB-64	1 1/4"	2	10
LB-65	1 1/2"	2	10
LB-66	2"	1	6
LB-67	2 1/2"	---	1
LB-68	3"	---	1
LB-69	3 1/2"	---	1
LB-70	4"	---	1

Malleable Iron with Cover and Gasket



Catalog Number	Trade Size	Unit Qty.	Std. Pkg.
LB-61CG	1/2"	5	50
LB-62CG	3/4"	5	50
LB-63CG	1"	2	20
LB-64CG	1 1/4"	2	10
LB-65CG	1 1/2"	2	10
LB-66CG	2"	1	6
LB-67CG	2 1/2"	---	1
LB-68CG	3"	---	1
LB-69CG	3 1/2"	---	1
LB-70CG	4"	---	1

Combination Type LB



Units are threaded for use with rigid as well as set screws for use with EMT. Preassembled with cover and gasket.

File No. E11077

Listed Raintight when used with rigid conduit.

Aluminum with Cover and Gasket


Catalog Number	Trade Size	Unit Qty.	Std. Pkg.
LB-41CGC	1/2"	10	60
LB-42CGC	3/4"	10	60
LB-43CGC	1"	5	30
LB-44CGC	1 1/4"	2	10
LB-45CGC	1 1/2"	2	10
LB-46CGC	2"	1	6

Type LL



Threaded bodies for rigid conduit or IMC allow access for inspection, pulling and maintenance.

 File No. E11077

 File No. 702847 (LL-41CG thru LL-50CG)

Aluminum with Cover and Gasket

Catalog Number	Trade Size	Unit Qty.	Std. Pkg.
LL-41CG	1/2"	10	60
LL-42CG	3/4"	10	60
LL-43CG	1"	5	30
LL-44CG	1 1/4"	2	10
LL-45CG	1 1/2"	2	10
LL-46CG	2"	1	6
LL-47CG	2 1/2"	---	1
LL-48CG	3"	---	1
LL-49CG	3 1/2"	---	1
LL-50CG	4"	---	1

Aluminum

Catalog Number	Trade Size	Unit Qty.	Std. Pkg.
LL-41	1/2"	10	60
LL-42	3/4"	10	60
LL-43	1"	5	30
LL-44	1 1/4"	2	10
LL-45	1 1/2"	2	10
LL-46	2"	1	6
LL-47	2 1/2"	---	1
LL-48	3"	---	1
LL-49	3 1/2"	---	1
LL-50	4"	---	1


Malleable Iron

Catalog Number	Trade Size	Unit Qty.	Std. Pkg.
LL-61	1/2"	5	50
LL-62	3/4"	5	50
LL-63	1"	2	20
LL-64	1 1/4"	2	10
LL-65	1 1/2"	2	10
LL-66	2"	1	6
LL-67	2 1/2"	---	1
LL-68	3"	---	1
LL-69	3 1/2"	---	1
LL-70	4"	---	1

Combination Type LL



Units are threaded for use with rigid as well as set screws for use with EMT. Preassembled with cover and gasket.

 File No. E11077

 Listed Raintight when used with rigid conduit.

Aluminum with Cover and Gasket

Catalog Number	Trade Size	Unit Qty.	Std. Pkg.
LL-41CGC	1/2"	10	60
LL-42CGC	3/4"	10	60
LL-43CGC	1"	5	30
LL-44CGC	1 1/4"	2	10
LL-45CGC	1 1/2"	2	10
LL-46CGC	2"	1	6

Combination Type LL/LR



Combination type LL/LR style. Units are threaded for use with rigid or IMC as well as set screws for use with EMT. Preassembled with cover and gasket.

File No. E11077



Aluminum with Cover and Gasket

Catalog Number	Trade Size	Unit Qty.	Std. Pkg.
LLR-41	1/2"	10	60
LLR-42	3/4"	10	60
LLR-43	1"	5	30
LLR-44	1 1/4"	2	10
LLR-45	1 1/2"	2	10
LLR-46	2"	---	5

Combination Type LR



Units have a threaded interior for use with rigid or IMC as well as set screws for use with EMT. Preassembled with cover and gasket.

File No. E11077

Listed Raintight when used with rigid conduit.

Aluminum with Cover and Gasket

Catalog Number	Trade Size	Unit Qty.	Std. Pkg.
LR-41CGC	1/2"	10	60
LR-42CGC	3/4"	10	60
LR-43CGC	1"	5	30
LR-44CGC	1 1/4"	2	10
LR-45CGC	1 1/2"	2	10
LR-46CGC	2"	1	6

Type LR



Threaded bodies for rigid conduit or IMC allow access for inspection, pulling and maintenance.

File No. E11077

File No. 702847 (LR-41CG thru LR-50CG)



Aluminum with Cover and Gasket

Catalog Number	Trade Size	Unit Qty.	Std. Pkg.
LR-41CG	1/2"	10	60
LR-42CG	3/4"	10	60
LR-43CG	1"	5	30
LR-44CG	1 1/4"	2	10
LR-45CG	1 1/2"	2	10
LR-46CG	2"	1	6
LR-47CG	2 1/2"	---	1
LR-48CG	3"	---	1
LR-49CG	3 1/2"	---	1
LR-50CG	4"	---	1

Aluminum

Catalog Number	Trade Size	Unit Qty.	Std. Pkg.
LR-41	1/2"	10	60
LR-42	3/4"	10	60
LR-43	1"	5	30
LR-44	1 1/4"	2	10
LR-45	1 1/2"	2	10
LR-46	2"	1	6
LR-47	2 1/2"	---	1
LR-48	3"	---	1
LR-49	3 1/2"	---	1
LR-50	4"	---	1


Malleable Iron


Catalog Number	Trade Size	Unit Qty.	Std. Pkg.
LR-61	1/2"	5	50
LR-62	3/4"	5	50
LR-63	1"	2	20
LR-64	1 1/4"	2	10
LR-65	1 1/2"	2	10
LR-66	2"	1	6
LR-67	2 1/2"	---	1
LR-68	3"	---	1
LR-69	3 1/2"	---	1
LR-70	4"	---	1

Type T



Threaded bodies for rigid conduit or IMC allow access for inspection, pulling and maintenance.

 File No. E11077

 File No. 702847 (T-41CG thru T-50CG)

Aluminum with Cover and Gasket

Catalog Number	Trade Size	Unit Qty.	Std. Pkg.
T-41CG	1/2"	10	60
T-42CG	3/4"	10	60
T-43CG	1"	5	30
T-44CG	1 1/4"	2	10
T-45CG	1 1/2"	2	10
T-46CG	2"	1	6
T-47CG	2 1/2"	---	1
T-48CG	3"	---	1
T-49CG	3 1/2"	---	1
T-50CG	4"	---	1

Aluminum

Catalog Number	Trade Size	Unit Qty.	Std. Pkg.
T-41	1/2"	10	60
T-42	3/4"	10	60
T-43	1"	5	30
T-44	1 1/4"	2	10
T-45	1 1/2"	2	10
T-46	2"	1	6
T-47	2 1/2"	---	1
T-48	3"	---	1
T-49	3 1/2"	---	1
T-50	4"	---	1

Malleable Iron

Catalog Number	Trade Size	Unit Qty.	Std. Pkg.
T-61	1/2"	5	50
T-62	3/4"	5	50
T-63	1"	2	20
T-64	1 1/4"	2	10
T-65	1 1/2"	2	10
T-66	2"	1	6
T-67	2 1/2"	----	1
T-68	3"	----	1
T-69	3 1/2"	----	1
T-70	4"	----	1

Combination Type T



Units have a threaded interior for use with rigid or IMC as well as set screws for use with EMT. Preassembled with cover and gasket.

 File No. E11077

 Listed Raintight when used with rigid conduit.

Aluminum with Cover and Gasket

Catalog Number	Trade Size	Unit Qty.	Std. Pkg.
T-41CGC	1/2"	10	60
T-42CGC	3/4"	10	60
T-43CGC	1"	5	30
T-44CGC	1 1/4"	2	10
T-45CGC	1 1/2"	2	10
T-46CGC	2"	1	6

Service Entrance LB



Allows access to the interior of a conduit system for inspection, pulling and maintenance. Mounts flush against structure. Raintight.

File No. E11077

Aluminum

Catalog Number	Trade Size	Unit Qty.	Std. Pkg.
1025	1/2"	5	50
1026	3/4"	5	50
1027	1"	---	20
1028	1 1/4"	---	10
1029	1 1/2"	---	5
1030	2"	---	4
1028-XL	1 1/4"	---	10
1030-XL	2"	---	6

Mogul Conduit Bodies



MLB-44 thru MLB-46



MLB-47 thru MLB-50

Allows larger access to the inside of a raceway for wire pulling. Raintight.

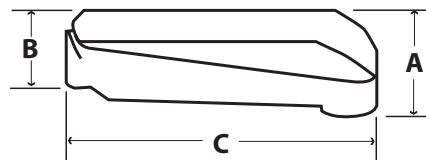
File No. E11077

File No. E11077 (MLB-47 thru MLB-50)

Aluminum

Catalog Number	Trade Size	Unit Qty.	Std. Pkg.
MLB-44	1 1/4"	---	5
MLB-45	1 1/2"	---	2
MLB-46	2"	---	2
MLB-47	2 1/2"	---	1
MLB-48	3"	---	1
MLB-49	3 1/2"	---	1
MLB-50	4"	---	1

Dim A	Dim B	Dim C
3 1/2"	3"	9 1/2"
5 1/8"	4"	14 1/2"
5 1/8"	4"	14 1/2"
10 1/2"	8 11/16"	22 3/4"
10 1/2"	8 11/16"	22 3/4"
12"	10"	29 1/8"
12"	10"	29 1/8"



Conduit Body Covers



Encloses conduit body; supplied with screws.

Ⓛ File No. E11077 Aluminum Only
(SC-41 thru SC-49)

Aluminum

Catalog Number	Trade Size	Unit Qty.	Std. Pkg.
SC-41	1/2"	25	100
SC-42	3/4"	25	100
SC-43	1"	25	10
SC-44	1 1/4" - 1 1/2"	10	100
SC-46	2"	---	25
SC-47	2 1/2" - 3"	---	20
SC-49	3 1/2" - 4"	---	5

Steel

Catalog Number	Trade Size	Unit Qty.	Std. Pkg.
SC-61	1/2"	25	100
SC-62	3/4"	25	100
SC-63	1"	25	100
SC-64	1 1/4" - 1 1/2"	10	100
SC-66	2"	---	25
SC-67	2 1/2" - 3"	---	20
SC-69	3 1/2" - 4"	---	5

Conduit Body Gaskets



SG series provides dust-tight seal between conduit body and cover.

SGN series provides both dust and rain-tight protection.

SGN gaskets are impervious to most liquids and oil.

Cellulose

Catalog Number	Trade Size	Unit Qty.	Std. Pkg.
SG-61	1/2"	100	1000
SG-62	3/4"	100	1000
SG-63	1"	50	500
SG-64	1 1/4" - 1 1/2"	---	100
SG-66	2"	---	100
SG-67	2 1/2" - 3"	---	25
SG-69	3 1/2" - 4"	---	25

Neoprene

Catalog Number	Trade Size	Unit Qty.	Std. Pkg.
SGN-61	1/2"	100	1000
SGN-62	3/4"	100	1000
SGN-63	1"	50	500
SGN-64	1 1/4" - 1 1/2"	---	100
SGN-66	2"	---	100
SGN-67	2 1/2" - 3"	---	25
SGN-69	3 1/2" - 4"	---	25

Set Screw Connectors



1/2" thru 1"

2 1/2" thru 4"

Set screw type fitting used to join unthreaded rigid conduit to box or enclosure. Concrete-tight.

UL File No. E24001: 236-DC2 thru 239-DC2;
236-DCI2 thru 239-DCI2

Note: 2 1/2" thru 4" is UL listed for rigid steel or aluminum EMT conduit.

Set Screw Connectors



1/2" thru 1 1/2"

2"

2 1/2" thru 4"

2 1/2" thru 2"
Malleable

5" & 6"
Malleable

Set screw type fitting used to join unthreaded rigid or IMC conduit to box or enclosure. Concrete-tight.

UL File No. E9391: 3500-US thru 3505-US;
3500 thru 3505

UL File No. E24001: 236 thru 239; 236-I thru 239-I

Note: UL Listing not applicable to 5" & 6" Malleable Iron.

Malleable Iron

Catalog Number	Trade Size	Unit Qty.	Std. Pkg.
3500	1/2"	50	200
3501	3/4"	25	250
3502	1"	25	100
3503	1 1/4"	20	120
3504	1 1/2"	10	60
3505	2"	5	30
3510	5"	1	5
3511	6"	1	5

Zinc Die Cast

Catalog Number	Trade Size	Unit Qty.	Std. Pkg.
30-DC2	1/2"	50	500
31-DC2	3/4"	25	250
32-DC2	1"	25	250
236-DC2	2 1/2"	---	12
237-DC2	3"	---	12
238-DC2	3 1/2"	---	6
239-DC2	4"	---	6

Zinc Die Cast / Insulated Throat - 105°C

Catalog Number	Trade Size	Unit Qty.	Std. Pkg.
236-DCI2	2 1/2"	---	12
237-DCI2	3"	---	12
238-DCI2	3 1/2"	---	6
239-DCI2	4"	---	6

Steel

Catalog Number	Trade Size	Unit Qty.	Std. Pkg.
236	2 1/2"	2	10
237	3"	2	10
238	3 1/2"	---	6
239	4"	---	6

Steel / Insulated Throat - 105°C

Catalog Number	Trade Size	Unit Qty.	Std. Pkg.
236-I	2 1/2"	2	10
237-I	3"	2	10
238-I	3 1/2"	---	6
239-I	4"	---	6

Steel (Made in the USA!)

Catalog Number	Trade Size	Unit Qty.	Std. Pkg.
3500-US	1/2"	50	500
3501-US	3/4"	25	250
3502-US	1"	25	250
3503-US	1 1/4"	20	120
3504-US	1 1/2"	10	60
3505-US	2"	5	30

Malleable Iron / Insulated Throat - 105°C

Catalog Number	Trade Size	Unit Qty.	Std. Pkg.
3510-I	5"	1	5
3511-I	6"	1	5

Set Screw Couplings



Zinc 1/2" thru 1" Zinc 2 1/2" thru 4"
1/2" thru 2" Malleable Malleable 5" & 6"



Steel 1/2" thru 1 1/2" Steel 2" Steel 2 1/2" thru 4"

Set screw type fitting used to join two unthreaded lengths of rigid or IMC conduit. Concrete-tight. 2 1/2" thru 6" furnished with four set screws.

UL File No. E24001: 246 thru 249;
246-DC thru 249-DC

UL File No. E9391: 3600-US thru 3605-US;
3600 thru 3605

SP File No. LR39354: 246-DC thru 249-DC

Note: 2 1/2" thru 4" zinc die cast is UL listed for rigid steel or aluminum EMT conduit.

Note: UL Listing not applicable to 5" & 6" Malleable Iron.

Zinc Die Cast

Catalog Number	Trade Size	Unit Qty.	Std. Pkg.
40-DC	1/2"	50	500
41-DC	3/4"	25	250
42-DC	1"	25	250
246-DC	2 1/2"	---	12
247-DC	3"	---	12
248-DC	3 1/2"	---	6
249-DC	4"	---	6

Steel (Made in the USA!)

Catalog Number	Trade Size	Unit Qty.	Std. Pkg.
3600-US	1/2"	50	500
3601-US	3/4"	25	250
3602-US	1"	50	200
3603-US	1 1/4"	15	90
3604-US	1 1/2"	10	60
3605-US	2"	5	30

Steel

Catalog Number	Trade Size	Unit Qty.	Std. Pkg.
246	2 1/2"	2	10
247	3"	2	10
248	3 1/2"	---	6
249	4"	---	6

Malleable Iron

Catalog Number	Trade Size	Unit Qty.	Std. Pkg.
3600	1/2"	30	120
3601	3/4"	25	100
3602	1"	25	100
3603	1 1/4"	15	90
3604	1 1/2"	10	60
3605	2"	5	30
3610	5"	1	5
3611	6"	1	5

Pull Elbows



Used for connecting threaded rigid or IMC to box or enclosure. Removable aluminum cover and neoprene gasket facilitate wire pulling.

 File No. E9391

Zinc Die Cast

Catalog Number	Trade Size	Unit Qty.	Std. Pkg.
71-DC2	1/2"	10	100
72-DC2	3/4"	5	50

Pull Elbows



Used for connecting threaded rigid or EMT to box or enclosure. Removable aluminum cover and neoprene gasket facilitate wire pulling.

 File No. E9391

Aluminum

Catalog Number	Trade Size	Unit Qty.	Std. Pkg.
71-DCA	1/2"	10	100
72-DCA	3/4"	5	50

Pull Elbows



Used for connecting threaded rigid or IMC to form 90° bend. Removable aluminum cover and neoprene gasket facilitate wire pulling.

 File No. E9391

Zinc Die Cast

Catalog Number	Trade Size	Unit Qty.	Std. Pkg.
81-DC	1/2"	10	100
82-DC	3/4"	5	50
83-DC	1"	5	25
84-DC	1 1/4"	5	20

Pull Elbows



Used for connecting threaded rigid to rigid or EMT to EMT to form 90° bend. Removable aluminum cover and neoprene gasket facilitate wire pulling. Raintight when used with Rigid Conduit.

 File No. E9391

Aluminum

Catalog Number	Trade Size	Unit Qty.	Std. Pkg.
81-DCA	1/2"	10	100
82-DCA	3/4"	5	50
83-DCA	1"	5	25
84-DCA	1 1/4"	5	20

Locknuts





Steel



Zinc

Used to fasten threaded conduit to opening in a box or enclosure.

 File No. E9391: 101-S thru 112-S;
101-DC thru 106-DC

 File No. LR39354: 101-S thru 112-S

Zinc Plated Steel - Conduit Locknut

Catalog Number	Trade Size	Unit Qty.	Std. Pkg.
100	3/8"	200	2000
101-S	1/2"	100	1000
102-S	3/4"	100	1000
103-S	1"	100	500
104-S	1 1/4"	---	100
105-S	1 1/2"	---	100
106-S	2"	---	50
107-S	2 1/2"	---	25
108-S	3"	---	25
109-S	3 1/2"	---	25
110-S	4"	---	25
111-S	5"	---	5
112-S	6"	---	5

Zinc Die Cast - Fitting Locknut

Catalog Number	Trade Size	Unit Qty.	Std. Pkg.
101-DC	1/2"	100	1000
102-DC	3/4"	100	1000
103-DC	1"	100	500
104-DC	1 1/4"	---	100
105-DC	1 1/2"	---	100
106-DC	2"	---	50
107-DC	2 1/2"	---	25
108-DC	3"	---	25
109-DC	3 1/2"	---	25
110-DC	4"	---	25

Vibration and Bonding Locknuts



Used in harsh vibration environments to fasten threaded conduit to unthreaded opening in a box or enclosure.

 File No. E20412

Steel

Catalog Number	Trade Size	Unit Qty.	Std. Pkg.
121-S	1/2"	50	200
122-S	3/4"	25	100
123-S	1"	25	100
124-S	1 1/4"	10	50
125-S	1 1/2"	10	50
126-S	2"	10	50
127-S	2 1/2"	5	25
128-S	3"	5	25
129-S	3 1/2"	---	5
130-S	4"	---	5
131-S	5"	---	5
132-S	6"	---	5

Sealing Locknuts



Used to provide raintight seal when fastening threaded conduit to unthreaded opening in a box or enclosure.

File No. E9391

Steel / PVC Seal

Catalog Number	Trade Size	Unit Qty.	Std. Pkg.
141	1/2"	50	200
142	3/4"	25	100
143	1"	25	100
144	1 1/4"	25	100
145	1 1/2"	25	100
146	2"	25	100
147	2 1/2"	5	25
148	3"	5	25
149	3 1/2"	5	25
150	4"	5	25

Grounding Locknuts



Used to fasten threaded connectors or nipples to box or enclosure. Offers an additional bonding/grounding path. Listed for use with rigid conduit, threaded hubs and conduit nipples.

Listed

Zinc Die Cast

Catalog Number	Trade Size	Lug Size	Unit Qty.	Std. Pkg.
161-G	1/2"	14 - 4	10	50
162-G	3/4"	14 - 4	10	50
163-G	1"	14 - 4	10	50
164-G	1 1/4"	14 - 1/0	10	50
165-G	1 1/2"	14 - 1/0	10	50
166-G	2"	14 - 1/0	10	50
167-G	2 1/2"	14 - 1/0	5	25
168-G	3"	14 - 1/0	1	25
169-G	3 1/2"	6 - 3/0	1	5
170-G	4"	6 - 3/0	1	5

Threaded Hubs



To secure threaded rigid service entrance conduit to box or enclosure. Insulated throat rated 105°C. BUNA-N sealing ring completely encircles knockout to prevent contaminants from entering enclosure. Concrete-tight.

File No. E9391: Type 4 - Water Tight

File No. LR39354

Note: UL listing not applicable to 5" & 6" Malleable Iron.

Zinc Die Cast

Catalog Number	Trade Size	Unit Qty.	Std. Pkg.
151-DC	1/2"	25	100
152-DC	3/4"	25	100
153-DC	1"	10	50
154-DC	1 1/4"	5	25
155-DC	1 1/2"	2	20
156-DC	2"	2	20
157-DC	2 1/2"	---	10
158-DC	3"	---	5
159-DC	3 1/2"	1	5
160-DC	4"	1	5


Malleable Iron

Catalog Number	Trade Size	Unit Qty.	Std. Pkg.
3161	5"	---	2
3162	6"	---	2

Lock - A - Liners



Used for converting ordinary bushings and connectors to code approved insulating bushings and connectors without disturbing wiring.

 File No. E11259

Polypropylene - 105°C

Catalog Number	Trade Size	Unit Qty.	Std. Pkg.
191	1/2"	25	100
192	3/4"	25	100
193	1"	25	100
194	1 1/4"	10	40
195	1 1/2"	10	40
196	2"	10	40

Compression Connectors



Zinc

Steel

Malleable

Compression type connector used to join unthreaded steel rigid conduit to box or enclosure. 2 1/2" and larger zinc die cast also suitable for steel and aluminum rigid and EMT conduit. UL Listed concrete-tight. CSA Listed concrete-tight/raintight use in Canada. (All except malleable iron.)

 File No. E9391

 File No. LR39354 (All except malleable iron.)

Zinc Die Cast

Catalog Number	Trade Size	Unit Qty.	Std. Pkg.
256-DC2	2 1/2"	---	12
257-DC2	3"	---	12
258-DC2	3 1/2"	---	6
259-DC2	4"	---	6

Zinc Die Cast / Insulated Throat - 105°C

Catalog Number	Trade Size	Unit Qty.	Std. Pkg.
256-DCI2	2 1/2"	---	12
257-DCI2	3"	---	12
258-DCI2	3 1/2"	---	6
259-DCI2	4"	---	6

Malleable Iron

Catalog Number	Trade Size	Unit Qty.	Std. Pkg.
3000	1/2"	25	100
3001	3/4"	25	100
3002	1"	5	25
3003	1 1/4"	5	25
3004	1 1/2"	2	10
3005	2"	1	5
3006	2 1/2"	2	10
3007	3"	2	10
3008	3 1/2"	---	6
3009	4"	---	6

Steel (Made in the USA!)

Catalog Number	Trade Size	Unit Qty.	Std. Pkg.
3000-US	1/2"	25	100
3001-US	3/4"	25	100
3002-US	1"	5	25
3003-US	1 1/4"	5	25
3004-US	1 1/2"	2	10
3005-US	2"	1	5

Compression Couplings



Compression type coupling used to join two lengths of unthreaded steel rigid conduit. 2 1/2" and larger zinc die cast also suitable for steel and aluminum rigid and EMT conduit. UL Listed concrete-tight. CSA Listed concrete-tight/raintight use in Canada. (All except malleable iron.)

File No. E9391

File No. LR39354 (All except malleable iron.)

Steel (Made in the USA!)

Catalog Number	Trade Size	Unit Qty.	Std. Pkg.
3100-US	1/2"	25	100
3101-US	3/4"	25	100
3102-US	1"	5	25
3103-US	1 1/4"	5	25
3104-US	1 1/2"	2	10
3105-US	2"	---	5

Zinc Die Cast

Catalog Number	Trade Size	Unit Qty.	Std. Pkg.
266-DC	2 1/2"	---	12
267-DC	3"	---	12
268-DC	3 1/2"	---	6
269-DC	4"	---	6

Malleable Iron

Catalog Number	Trade Size	Unit Qty.	Std. Pkg.
3100	1/2"	25	100
3101	3/4"	25	100
3102	1"	5	25
3103	1 1/4"	5	25
3104	1 1/2"	2	10
3105	2"	1	5
3106	2 1/2"	2	10
3107	3"	2	10
3108	3 1/2"	---	6
3109	4"	---	6

Combination Couplings



Set screw type fitting used to join EMT to rigid or IMC. Concrete-tight. Furnished with Tri-Drive slot/Phillips/Robertson head screws.

Listed: 290-DC thru 292-DC

File No. E9391: 290-S thru 292-S

Zinc Die Cast

Catalog Number	EMT Trade Size	Rigid Trade Size	Unit Qty.	Std. Pkg.
290-DC	1/2"	1/2"	50	200
291-DC	3/4"	3/4"	25	100
292-DC	1"	1"	25	100

Steel

Catalog Number	EMT Trade Size	Rigid Trade Size	Unit Qty.	Std. Pkg.
290-S	1/2"	1/2"	25	100
291-S	3/4"	3/4"	25	100
292-S	1"	1"	10	50

Mighty-Merge® Raintight Combination Couplings



Couplings used to transition EMT to rigid for a secure raintight/wet location seal. Patented.

 Listed


Zinc Die Cast

Catalog Number	EMT Trade Size	Rigid Trade Size	Unit Qty.	Std. Pkg.
290-RT	1/2"	1/2"	25	100
291-RT	3/4"	3/4"	25	100
292-RT	1"	1"	10	50

Combination Couplings



Used to join rigid or IMC to EMT. Coupling internally threaded for rigid / IMC. Compression type for EMT. Concrete-tight.

 File No. E9391: 292-MS

Zinc Plated Steel

Catalog Number	EMT Trade Size	Rigid Trade Size	Unit Qty.	Std. Pkg.
290-MS	1/2"	1/2"	25	100
291-MS	3/4"	3/4"	25	100
292-MS	1"	1"	10	50

Raintight Combination Couplings



Used to join rigid or IMC to metallic liquid tight conduit. Concrete-tight.

 Listed "Raintight"

 File No. E9391



Steel

Catalog Number	LT Trade Size	Rigid Trade Size	Unit Qty.	Std. Pkg.
4369-LT	3/8"	1/2"	25	125
4370-LT	1/2"	1/2"	20	100
4371-LT	3/4"	3/4"	10	50
4372-LT	1"	1"	5	25
4373-LT	1 1/4"	1 1/4"	4	20
4374-LT	1 1/2"	1 1/2"	3	15
4375-LT	2"	2"	2	10

Pull Caps



Used for capping EMT, rigid and most bushings.


Polyethylene


Catalog Number	Trade Size	Unit Qty.	Std. Pkg.
341	1/2"	100	1000
342	3/4"	100	1000
343	1"	100	1000
344	1 1/4"	50	250
345	1 1/2"	25	100
346	2"	25	100


Bushings



Used with locknut to protect conductors inside threaded rigid or IMC conduit entering a box. Rounded surface of bushing prevents damage to wire insulation.

 File No. E9391: 321 thru 332

 File No. E11259: 321-B thru 330-B

 File No. LR39354

Plastic - 105°C

Catalog Number	Trade Size	Unit Qty.	Std. Pkg.
321	1/2"	100	1000
322	3/4"	100	1000
323	1"	50	500
324	1 1/4"	---	100
325	1 1/2"	---	100
326	2"	---	50
327	2 1/2"	---	25
328	3"	---	25
329	3 1/2"	---	25
330	4"	---	20
331	5"	---	5
332	6"	---	5


Plastic - 150°C

Catalog Number	Trade Size	Unit Qty.	Std. Pkg.
321-B	1/2"	100	1000
322-B	3/4"	100	1000
323-B	1"	50	500
324-B	1 1/4"	---	100
325-B	1 1/2"	---	100
326-B	2"	---	50
327-B	2 1/2"	---	25
328-B	3"	---	25
329-B	3 1/2"	---	25
330-B	4"	---	20

Insulated Bushings



Used with locknut to protect conductors inside threaded rigid or IMC conduit entering a box. Plastic liner prevents damage to wire insulation. All products rated 150°C except catalog numbers 371 and 372 which are rated 105°C.

 File No. E9391

Malleable Iron / Plastic Metaliner

Catalog Number	Trade Size	Unit Qty.	Std. Pkg.
361	1/2"	100	1000
362	3/4"	100	1000
363	1"	50	500
364	1 1/4"	10	100
365	1 1/2"	10	100
366	2"	10	100
367	2 1/2"	2	10
368	3"	2	10
369	3 1/2"	---	5
370	4"	---	5
371	5"	---	5
372	6"	---	5

Zinc Die Cast / Plastic Metaliner

Catalog Number	Trade Size	Unit Qty.	Std. Pkg.
361-DC	1/2"	100	1000
362-DC	3/4"	100	1000
363-DC	1"	50	500
364-DC	1 1/4"	10	100
365-DC	1 1/2"	10	100
366-DC	2"	10	100
367-DC	2 1/2"	2	10
368-DC	3"	2	10
369-DC	3 1/2"	---	5
370-DC	4"	---	5

Insulated Grounding Bushings



Used with locknut to terminate service conduit to cabinet. Aluminum alloy lug provided for bonding jumper to neutral busbar. Plastic liner prevents damage to wire insulation.

 File No. E20412

Malleable Iron / Plastic Metaliner - 150°C

Catalog Number	Grounding Lug Wire Capacity		Trade Size	Unit Qty.	Std. Pkg.
	Min. Solid Strand	Max.			
381	14 to 4		1/2"	50	500
382	14 to 4		3/4"	50	500
383	14 to 4		1"	25	250
384	14 to 1/0		1 1/4"	20	200
384-14	14 to 4		1 1/4"	20	200
385	14 to 1/0		1 1/2"	20	200
385-14	14 to 4		1 1/2"	20	200
386	14 to 1/0		2"	10	100
386-14	14 to 4		2"	10	100
387	14 to 1/0		2 1/2"	---	25
387-40	6 to 250 MCM		2 1/2"	---	25
388	14 to 1/0		3"	---	25
388-40	6 to 250 MCM		3"	---	25
389	14 to 1/0		3 1/2"	---	25
389-40	6 to 250 MCM		3 1/2"	---	25
390	14 to 1/0		4"	---	20
390-40	6 to 250 MCM		4"	---	20
391	6 to 250 MCM		5"	---	5
392	6 to 250 MCM		6"	---	5

Insulated Grounding Bushings



Used with locknut to terminate service conduit to cabinet. Aluminum alloy lug provided for bonding jumper to neutral busbar. Plastic liner prevents damage to wire insulation.

 File No. E20412

Zinc Die Cast / Plastic Metaliner - 150°C

Catalog Number	Grounding Lug Wire Capacity		Trade Size	Unit Qty.	Std. Pkg.
	Min. Solid Strand	Max.			
381-DC	14 to 4		1/2"	50	500
382-DC	14 to 4		3/4"	50	500
383-DC	14 to 4		1"	25	250
384-DC	14 to 1/0		1 1/4"	20	200
384-DC14	14 to 4		1 1/4"	20	200
385-DC	14 to 1/0		1 1/2"	20	200
385-DC14	14 to 4		1 1/2"	20	200
386-DC	14 to 1/0		2"	10	100
386-DC14	14 to 4		2"	10	100
387-DC	14 to 1/0		2 1/2"	---	25
387-DC40	6 to 250 MCM		2 1/2"	---	25
388-DC	14 to 1/0		3"	---	25
388-DC40	6 to 250 MCM		3"	---	25
389-DC	14 to 1/0		3 1/2"	---	25
389-DC40	6 to 250 MCM		3 1/2"	---	25
390-DC	14 to 1/0		4"	---	20
390-DC40	6 to 250 MCM		4"	---	20

Might-Rite® Nonmetallic Split Bushings



Patented split design allows for installation after conductors have been pulled. Used with a locknut to terminate threaded rigid and IMC to a box or enclosure. Used with a connector to prevent damage to wire insulation. Rated 105°C.

File No. E9391

Nonmetallic Split Bushing

Catalog Number	Trade Size	Unit Qty.	Std. Pkg.
SB-383NM	1"	25	250
SB-384NM	1 1/4"	20	200
SB-385NM	1 1/2"	20	200
SB-386NM	2"	10	100
SB-387NM	2 1/2"	---	25
SB-388NM	3"	---	25
SB-389NM	3 1/2"	---	25
SB-390NM	4"	---	20

Might-Rite® Split Grounding Bushings



Install your bushings before or after pulling wire and making connections. Mighty-Rite's innovative hinged design adjusts and aligns easier – even in tight spots. Our adjustable lay-in lugs accept and position conductors for simple access. Mighty-Rite's unique split design and ease-of-use allows shorter facility downtime when upgrading existing power and data systems.

All Zinc Die Cast Mighty-Rites are now available with Stainless steel hardware, for use in outdoor applications. Stainless steel hardware will be available by October 2016.

150°C Captive Nylon Insulator. Patented.

File No. E20412

Zinc Die Cast / Aluminum Alloy Lug

Catalog Number	Grounding Lug Wire Capacity		Trade Size	Unit Qty.	Std. Pkg.
	Min. Solid Strand	Max. Solid Strand			
SGB-382CL	14 to 4		3/4"	25	250
SGB-383CL	14 to 4		1"	25	250
SGB-38414	14 to 4		1 1/4"	20	200
SGB-384CL	14 to 1/0		1 1/4"	20	200
SGB-38514	14 to 4		1 1/2"	20	200
SGB-385CL	14 to 1/0		1 1/2"	20	200
SGB-38614	14 to 4		2"	10	100
SGB-386CL	14 to 1/0		2"	10	100
SGB-38740	6 to 250 MCM		2 1/2"	---	25
SGB-387CL	14 to 1/0		2 1/2"	---	25
SGB-38840	6 to 250 MCM		3"	---	25
SGB-388CL	14 to 1/0		3"	---	25
SGB-38940	6 to 250 MCM		3 1/2"	---	25
SGB-389CL	6 to 3/0		3 1/2"	---	25
SGB-39040	6 to 250 MCM		4"	---	20
SGB-390CL	6 to 3/0		4"	---	20

Might-Rite® Split Grounding Bushings



Install your bushings before or after pulling wire and making connections. Mighty-Rite's innovative hinged design adjusts and aligns easier – even in tight spots. Our adjustable lay-in lugs accept and position conductors for simple access. Mighty-Rite's unique split design and ease-of-use allows shorter facility downtime when upgrading existing power and data systems.

150°C Captive Nylon Insulator. Patented.

 File No. E20412

Steel / Aluminum Alloy Lug

Catalog Number	Grounding Lug Wire Capacity		Trade Size	Unit Qty.	Std. Pkg.
	Min. Solid Strand	Max.			
SGBS-381CL	14 to 4		1/2"	25	250
SGBS-382CL	14 to 4		3/4"	25	250
SGBS-383CL	14 to 4		1"	25	250
SGBS-38414	14 to 4		1 1/4"	20	200
SGBS-384CL	14 to 1/0		1 1/4"	20	200
SGBS-38514	14 to 4		1 1/2"	20	200
SGBS-385CL	14 to 1/0		1 1/2"	20	200
SGBS-38614	14 to 4		2"	10	100
SGBS-386CL	14 to 1/0		2"	10	100
SGBS-38740	6 to 250 MCM		2 1/2"	---	25
SGBS-387CL	14 to 1/0		2 1/2"	---	25
SGBS-38840	6 to 250 MCM		3"	---	25
SGBS-388CL	14 to 1/0		3"	---	25
SGBS-38940	6 to 250 MCM		3 1/2"	---	25
SGBS-389CL	6 to 3/0		3 1/2"	---	25
SGBS-39040	6 to 250 MCM		4"	---	20
SGBS-390CL	6 to 3/0		4"	---	20
SGBS-39050	350 to 500 MCM		4"	---	10
SGBS-39150	350 to 500 MCM		5"	---	10
SGBS-39250	350 to 500 MCM		6"	---	10

Bushing Pennies



Used inside bushing to prevent foreign matter from entering conduit.

Galvanized Steel

Catalog Number	Trade Size	Unit Qty.	Std. Pkg.
1661	1/2"	500	1000
1662	3/4"	250	500
1663	1"	100	200
1664	1 1/4"	50	100
1665	1 1/2"	50	100
1666	2"	50	100
1667	2 1/2"	50	100
1668	3"	50	100
1669	3 1/2"	25	100
1670	4"	25	100
1671	5"	25	100

Grounding Bushings



Used to terminate threadless rigid conduit or IMC to a cabinet. Aluminum alloy lug provided for bonding jumper to neutral busbar. Plastic liner prevents damage to wire insulation.

File No. E20412

Malleable Iron / Aluminum Alloy Lug

Catalog Number	Grounding Lug Wire Capacity		Trade Size	Unit Qty.	Std. Pkg.
	Min. Solid Strand	Max.			
TL-381	14 to 4		1/2"	50	500
TL-382	14 to 4		3/4"	50	500
TL-383	14 to 4		1"	25	250
TL-384	8 to 1/0		1 1/4"	20	200
TL-38414	14 to 4		1 1/4"	20	200
TL-385	8 to 1/0		1 1/2"	20	200
TL-38514	14 to 4		1 1/2"	20	200
TL-386	8 to 1/0		2"	10	100
TL-38614	14 to 4		2"	10	100
TL-387	8 to 1/0		2 1/2"	---	25
TL-38740	6 to 250MCM		2 1/2"	---	25
TL-388	8 to 1/0		3"	---	25
TL-38840	6 to 250MCM		3"	---	25
TL-389	6 to 3/0		3 1/2"	---	25
TL-38940	6 to 250MCM		3 1/2"	---	25
TL-390	6 to 3/0		4"	---	20
TL-39040	6 to 250MCM		4"	---	20

One Hole Pipe Straps



Malleable/Aluminum

To support rigid conduit and IMC to mounting surface.

File No. E161206: 901 thru 913

File No. LR39354: 900 thru 912

Malleable Iron

Catalog Number	Trade Size	Unit Qty.	Std. Pkg.
900	3/8"	100	1000
901	1/2"	100	1000
902	3/4"	---	100
903	1"	---	100
904	1 1/4"	---	50
905	1 1/2"	---	50
906	2"	---	25
907	2 1/2"	---	25
908	3"	---	10
909	3 1/2"	---	10
910	4"	---	10
912	5"	---	5
913	6"	---	5

Aluminum

Catalog Number	Trade Size	Unit Qty.	Std. Pkg.
901-AL	1/2"	100	1000
902-AL	3/4"	---	100
903-AL	1"	---	100
904-AL	1 1/4"	---	50
905-AL	1 1/2"	---	50
906-AL	2"	---	25

One Hole Pipe Straps



Steel

To support rigid conduit and IMC to mounting surface.

SP File No. LR39354: 901-S through 903-S



Zinc Plated Steel

Catalog Number	Trade Size	Unit Qty.	Std. Pkg.
901-S	1/2"	50	500
902-S	3/4"	50	500
903-S	1"	50	200
904-S	1 1/4"	25	100
905-S	1 1/2"	25	100
906-S	2"	---	25
907-S	2 1/2"	---	25
908-S	3"	---	25
909-S	3 1/2"	---	10
910-S	4"	---	10

Two Hole Pipe Straps



Used to secure rigid conduit or IMC.

UL File No. E161206: 1907 thru 1910

SP File No. LR39354

Zinc Plated Steel

Catalog Number	Trade Size	Unit Qty.	Std. Pkg.
1901	1/2"	250	2500
1902	3/4"	150	1500
1903	1"	100	1000
1904	1 1/4"	50	500
1905	1 1/2"	50	500
1906	2"	25	250
1907	2 1/2"	25	100
1908	3"	20	80
1909	3 1/2"	15	60
1910	4"	10	40

Rigid Nail Straps



Used to secure rigid conduit and IMC to wood.

Zinc Plated Steel

Catalog Number	Trade Size	Unit Qty.	Std. Pkg.
901-NS	1/2"	100	1000
902-NS	3/4"	100	1000
903-NS	1"	100	1000

Clamp Backs



Provides space between conduit and mounting surface, for use with malleable iron or aluminum straps

UL[®] File No. E161206: 941 thru 950; 9951 thru 9952

Malleable Iron

Catalog Number	Trade Size	Unit Qty.	Std. Pkg.
941	1/2"	50	250
942	3/4"	50	250
943	1"	25	100
944	1 1/4"	20	100
945	1 1/2"	10	100
946	2"	5	50
947	2 1/2"	2	10
948	3"	2	10
949	3 1/2"	---	5
950	4"	---	5
9951	5"	---	5
9952	6"	---	5

Aluminum

Catalog Number	Trade Size	Unit Qty.	Std. Pkg.
941-AL	1/2"	50	250
942-AL	3/4"	50	250
943-AL	1"	25	100
944-AL	1 1/4"	20	100
945-AL	1 1/2"	10	100
946-AL	2"	5	50

Mighty-Hold[®] Universal Clamp Straps



One piece clamp back and strap secures both cable and conduit. Secures EMT, Rigid, IMC, Metallic Liquid Tight, Nonmetallic Liquid Tight, FMC, and Schedule 40 and Schedule 80 PVC conduit, as well as steel and aluminum AC/MC cable. Patented.

UL[®] File No. E161206

UL[®] All UCSC sizes



Zinc Plated Steel

Catalog Number	Trade Size	Unit Qty.	Std. Pkg.
UCS-5075	1/2" - 3/4"	50	250
UCS-75100	3/4" - 1"	50	250
UCS-100125	1" - 1 1/4"	25	100
UCS-125150	1 1/4" - 1 1/2"	--	25
UCS-150200	1 1/2" - 2"	--	25


Polyolefin Coated Steel


Catalog Number	Trade Size	Unit Qty.	Std. Pkg.
UCSC-5075	1/2"-3/4"	50	250
UCSC-75100	3/4"-1"	50	250
UCSC100125	1" - 1 1/4"	25	100
UCSC125150	1 1/4" - 1 1/2"	--	25
UCSC150200	1 1/2" - 2"	--	25

Reducing Washers



To be used in pairs to reduce the size of knockout holes.

 File No. E11259: 1061 thru 1088

 File No. LR39354: 1061 thru 1088

Galvanized Steel

Catalog Number	Trade Size	Unit Qty.	Std. Pkg.
1061	3/4" - 1/2"	250	1000
1062	1" - 1/2"	250	1000
1063	1" - 3/4"	250	1000
1064	1 1/4" - 1/2"	100	500
1065	1 1/4" - 3/4"	100	500
1066	1 1/4" - 1"	100	500
1067	1 1/2" - 1/2"	100	200
1068	1 1/2" - 3/4"	100	200
1069	1 1/2" - 1"	100	200
1070	1 1/2" - 1 1/4"	100	200
1071	2" - 1/2"	50	100
1072	2" - 3/4"	50	100
1073	2" - 1"	50	100
1074	2" - 1 1/4"	50	100
1075	2" - 1 1/2"	50	100
1076	2 1/2" - 1/2"	50	100
1077	2 1/2" - 3/4"	50	100
1078	2 1/2" - 1"	50	100
1079	2 1/2" - 1 1/4"	50	100
1080	2 1/2" - 1 1/2"	50	100
1081	2 1/2" - 2"	50	100
1082	3" - 1/2"	---	25
1083	3" - 3/4"	---	25
1084	3" - 1"	---	25
1085	3" - 1 1/4"	---	25
1086	3" - 1 1/2"	---	25
1087	3" - 2"	---	25
1088	3" - 2 1/2"	---	25
1089-1	3 1/2" - 1/2"	---	10
1089-2	3 1/2" - 3/4"	---	10
1089-3	3 1/2" - 1"	---	10
1089-4	3 1/2" - 1 1/4"	---	10
1089-5	3 1/2" - 1 1/2"	---	10
1089-6	3 1/2" - 2"	---	10
1089-7	3 1/2" - 2 1/2"	---	10
1089-8	3 1/2" - 3"	---	10
1090-1	4" - 1/2"	---	10
1090-2	4" - 3/4"	---	10
1090-3	4" - 1"	---	10
1090-4	4" - 1 1/4"	---	10
1090-5	4" - 1 1/2"	---	10
1090-6	4" - 2"	---	10
1090-7	4" - 2 1/2"	---	10
1090-8	4" - 3"	---	10
1090-9	4" - 3 1/2"	---	10

Mighty-Seal® Raintight Reducing Sealing Washers



Used when a concentric knockout breaks out larger than expected. Maintains NEMA 3R rating on listed enclosures. Includes one coated and one uncoated washer. Coated washer installs on the exterior of the box. Sunlight resistant. Patent Pending.

UL File No. E11259

Coated Galvanized Steel

Catalog Number	Trade Size	Unit Qty.	Std. Pkg.
1061-RT	3/4" - 1/2"	20	200
1062-RT	1" - 1/2"	20	200
1063-RT	1" - 3/4"	20	200
1064-RT	1 1/4" - 1/2"	20	200
1065-RT	1 1/4" - 3/4"	20	200
1066-RT	1 1/4" - 1"	20	200
1071-RT	2" - 1/2"	10	100
1072-RT	2" - 3/4"	10	100
1073-RT	2" - 1"	10	100
1074-RT	2" - 1 1/4"	10	100

Conduit Nipples



When used with locknut, conduit nipples serve as a short raceway between enclosures.

UL File No. E9391

SP File No. LR39354

Malleable Iron

Catalog Number	Trade Size	Unit Qty.	Std. Pkg.
1102	1/2"	100	1000
1103	3/4"	50	500
1104	1"	25	250
1105	1 1/4"	10	100
1106	1 1/2"	10	100
1107	2"	5	25
1108	2 1/2"	2	10
1109	3"	2	10
1110	3 1/2"	---	5
1111	4"	---	5
1112	5"	---	5
1113	6"	---	5

Malleable Iron / Insulated Throat - 105°C

Catalog Number	Trade Size	Unit Qty.	Std. Pkg.
1102-I	1/2"	100	1000
1103-I	3/4"	50	500
1104-I	1"	25	250
1105-I	1 1/4"	10	100
1106-I	1 1/2"	10	100
1107-I	2"	5	25
1108-I	2 1/2"	2	10
1109-I	3"	2	10
1110-I	3 1/2"	---	5
1111-I	4"	---	5

Conduit Nipples



When used with a locknut, conduit nipples serve as a short raceway between enclosures.

 File No. E9391

1" Length Zinc Die Cast Conduit Nipples

Catalog Number	Trade Size	Unit Qty.	Std. Pkg.
1791-DC	1/2"	100	1000
1792-DC	3/4"	50	500
1793-DC	1"	25	250

Zinc Die Cast

Catalog Number	Trade Size	Unit Qty.	Std. Pkg.
1102-DC	1/2"	100	1000
1103-DC	3/4"	50	500
1104-DC	1"	25	250
1105-DC	1 1/4"	10	100
1106-DC	1 1/2"	10	100
1107-DC	2"	5	50
1108-DC	2 1/2"	---	25
1109-DC	3"	---	10
1110-DC	3 1/2"	---	10
1111-DC	4"	---	10


Zinc Die Cast / Insulated Throat - 105°C


Catalog Number	Trade Size	Unit Qty.	Std. Pkg.
1102-DCI	1/2"	100	1000
1103-DCI	3/4"	50	500
1104-DCI	1"	25	250
1105-DCI	1 1/4"	10	100
1106-DCI	1 1/2"	10	100
1107-DCI	2"	5	50
1108-DCI	2 1/2"	---	25
1109-DCI	3"	---	10
1110-DCI	3 1/2"	---	10
1111-DCI	4"	---	10

Three-Piece Conduit Couplings



Used to join two lengths of threaded rigid and IMC conduit. Concrete-tight.

 File No. E9391: 1121 thru 1130

 File No. LR39354: 1121 thru 1132

Malleable Iron

Catalog Number	Trade Size	Unit Qty.	Std. Pkg.
1121	1/2"	25	100
1122	3/4"	10	100
1123	1"	5	50
1124	1 1/4"	---	25
1125	1 1/2"	---	20
1126	2"	---	10
1127	2 1/2"	---	5
1128	3"	---	5
1129	3 1/2"	---	4
1130	4"	---	5
1131	5"	---	2
1132	6"	---	1

Aluminum

Catalog Number	Trade Size	Unit Qty.	Std. Pkg.
1121-AL	1/2"	25	100
1122-AL	3/4"	10	100
1123-AL	1"	5	50
1124-AL	1 1/4"	5	25
1125-AL	1 1/2"	5	20
1126-AL	2"	2	10
1127-AL	2 1/2"	1	5
1128-AL	3"	1	5
1129-AL	3 1/2"	1	5
1130-AL	4"	1	5

Mighty-Align® Self-Aligning, Raintight, Three-Piece Conduit Couplings



Used to join two lengths of threaded rigid and IMC conduit. Patented.

 File No. E9391


Malleable Iron

Catalog Number	Trade Size	Unit Qty.	Std. Pkg.
1121-RT	1/2"	25	100
1122-RT	3/4"	10	100
1123-RT	1"	5	50
1124-RT	1 1/4"	---	25
1125-RT	1 1/2"	---	20
1126-RT	2"	---	10
1127-RT	2 1/2"	---	5
1128-RT	3"	---	5
1129-RT	3 1/2"	---	4
1130-RT	4"	---	5

Reducing Bushings



Used to reduce the size of internal female threads.

 File No. E9391: 1161-1175

 File No. LR39354: Steel

Zinc Plated Steel

Catalog Number	Trade Size	Unit Qty.	Std. Pkg.
1160	1/2" - 3/8"	100	500
1161	3/4" - 1/2"	100	500
1162	1" - 1/2"	50	250
1163	1" - 3/4"	50	250
1164	1 1/4" - 1/2"	20	100
1165	1 1/4" - 3/4"	20	100
1166	1 1/4" - 1"	25	100
1167	1 1/2" - 1/2"	10	50
1168	1 1/2" - 3/4"	10	50
1169	1 1/2" - 1"	10	50
1170	1 1/2" - 1 1/4"	10	50
1171	2" - 1/2"	10	50
1172	2" - 3/4"	10	50
1173	2" - 1"	10	50
1174	2" - 1 1/4"	10	50
1175	2" - 1 1/2"	10	50


Malleable Iron


Catalog Number	Trade Size	Unit Qty.	Std. Pkg.
1176	2 1/2" - 2"	---	5
1179	3" - 2 1/2"	---	5
1182	3 1/2" - 3"	---	5
1185	4" - 3 1/2"	---	5

Offset Nipples



Used to offset the axis of raceway 3/4" between enclosure runs.

 File No. E9391

 File No. LR39354: 1520 thru 1525-DC

Zinc Die Cast

Catalog Number	Trade Size	Unit Qty.	Std. Pkg.
1520-DC	1/2"	20	200
1521-DC	3/4"	10	100
1522-DC	1"	5	50
1523-DC	1 1/4"	10	40
1524-DC	1 1/2"	10	40
1525-DC	2"	5	30

Cast Zinc

Catalog Number	Trade Size	Unit Qty.	Std. Pkg.
1526-DC	2 1/2"	2	10
1527-DC	3"	2	10

Mighty-Seal® Raintight Offset Nipples



Zinc Die Cast

Catalog Number	Trade Size	Unit Qty.	Std. Pkg.
1520-RT	1/2"	20	200
1521-RT	3/4"	10	100
1522-RT	1"	5	50

Bridgeport's raintight offset nipples are used to offset the axis of a raceway 3/4" between enclosure runs. Rugged zinc die cast construction ensures mechanical protection and durability. Integrated sealing washers maintain wet location/raintight seal. Completely assembled with locknuts and sealing washers. Patented.

 Listed

Concrete Slab Elbows



Concrete slab elbows for use in minimum 6" concrete poured or pre-fabricated slabs. NPSM threads.

 File No. E9391

Zinc Die Cast

Catalog Number	Trade Size	Unit Qty.	Std. Pkg.
CSE-075	3/4"	---	5
CSE-100	1"	---	5

Concrete Slab Inserts



For use in poured or pre-fabricated concrete slabs. For threaded steel or aluminum rigid or IMC conduit. NPSM threads.

 Listed

Zinc Die Cast

Catalog Number	Trade Size	Unit Qty.	Std. Pkg.
CSS-050	1/2"	10	40
CSS-075	3/4"	5	20
CSS-100	1"	5	20

Mighty-Move® Steel Expansion Couplings for Rigid



Assembles like a regular Rigid/IMC set screw coupling. To install, simply slide coupling end stop onto fixed end of conduit and tighten set screw. Place movable conduit end completely into coupling and mark engagement, remove conduit and mark half the distance of engagement, reinstall conduit to half the distance. Bonding jumper purchased separately. US Patent 6,715,803B1.

 File No. E9391

Zinc Plated Steel


Catalog Number	Trade Size	Unit Qty.	Std. Pkg.
EC-075R	3/4"	15	60
EC-100R	1"	10	40
EC-125R	1-1/4"	8	40
EC-150R	1-1/2"	6	30
EC-200R	2"	---	4
EC-250*	2-1/2"	---	1
EC-300*	3"	---	1
EC-350*	3-1/2"	---	1
EC-400*	4"	---	1

*2 1/2" thru 4" suitable for use with EMT or Rigid/IMC conduit.

Split Rigid Couplings



Split couplings used to join two lengths of threaded rigid and IMC conduit.

 File No. E9391

Zinc Plated Malleable Iron

Catalog Number	Trade Size	Unit Qty.	Std. Pkg.
SRC-050	1/2"	25	100
SRC-075	3/4"	10	100
SRC-100	1"	5	50
SRC-125	1 1/4"	---	25
SRC-150	1 1/2"	---	20
SRC-200	2"	---	10
SRC-250	2 1/2"	---	5
SRC-300	3"	---	5
SRC-350	3 1/2"	---	4
SRC-400	4"	---	5
SRC-500	5"	---	2
SRC-600	6"	---	1

Pull Elbows



Used to connect EMT to box or enclosure.
Removable aluminum cover to facilitate wire pulling.

 File No. E9391

Zinc Die Cast

Catalog Number	Trade Size	Unit Qty.	Std. Pkg.
51-DC2	1/2"	10	100
52-DC2	3/4"	5	50

Pull Elbows



Used to connect two lengths of EMT to form a 90° bend. Removable aluminum cover to facilitate wire pulling.

 File No. E9391

Zinc Die Cast

Catalog Number	Trade Size	Unit Qty.	Std. Pkg.
61-DC	1/2"	10	100
62-DC	3/4"	5	50
63-DC	1"	5	25
64-DC	1 1/4"	5	20

Corner Elbows



Used to connect two lengths of EMT to form a 90° bend.

 File No. E9391


Zinc Die Cast

Catalog Number	Trade Size	Unit Qty.	Std. Pkg.
CE-50	1/2"	10	100
CE-75	3/4"	5	50

Pull Elbows



Used for connecting threaded rigid or EMT to box or enclosure. Removable aluminum cover and neoprene gasket facilitate wire pulling.

 File No. E9391


Aluminum

Catalog Number	Trade Size	Unit Qty.	Std. Pkg.
71-DCA	1/2"	10	100
72-DCA	3/4"	5	50

Pull Elbows



Used for connecting threaded rigid to rigid or EMT to EMT to form 90° bend. Removable aluminum cover and neoprene gasket facilitate wire pulling.

 File No. E9391


Aluminum

Catalog Number	Trade Size	Unit Qty.	Std. Pkg.
81-DCA	1/2"	10	100
82-DCA	3/4"	5	50
83-DCA	1"	5	25
84-DCA	1 1/4"	5	20

Low Profile Compression Connectors



Compression type connector used to join EMT to box or enclosure. Concrete-tight.

 File No. E24001

Zinc Die Cast

Catalog Number	Trade Size	Unit Qty.	Std. Pkg.
225-DC	1/2"	50	500
226-DC	3/4"	50	500

Set Screw Connectors



1/2" thru 2"

2 1/2" thru 4"

Set screw type fitting used to join EMT to box or enclosure. Concrete-tight. 1/2" thru 2" furnished with Tri-Drive slot/Phillips/Robertson head screws.

 File No. E24001

Steel

Catalog Number	Trade Size	Unit Qty.	Std. Pkg.
230	1/2"	50	500
231	3/4"	25	250
232	1"	25	250
233	1 1/4"	20	120
234	1 1/2"	10	60
235	2"	5	30
236	2 1/2"	2	10
237	3"	2	10
238	3 1/2"	---	6
239	4"	---	6

Steel / Insulated Throat - 105°C

Catalog Number	Trade Size	Unit Qty.	Std. Pkg.
230-I	1/2"	50	500
231-I	3/4"	25	250
232-I	1"	25	250
233-I	1 1/4"	20	120
234-I	1 1/2"	10	60
235-I	2"	5	30
236-I	2 1/2"	2	10
237-I	3"	2	10
238-I	3 1/2"	---	6
239-I	4"	---	6

Made in the USA Set Screw Connectors




1/2" thru 2"



2 1/2" thru 4"

Set screw type fitting used to join EMT to box or enclosure. Concrete-tight.

 File No. E24001

Steel

Catalog Number	Trade Size	Unit Qty.	Std. Pkg.
230-US	1/2"	50	500
231-US	3/4"	25	250
232-US	1"	25	250
233-US	1 1/4"	20	120
234-US	1 1/2"	10	60
235-US	2"	5	30
236-US	2 1/2"	2	10
237-US	3"	2	10
238-US	3 1/2"	---	6
239-US	4"	---	6

Steel / Insulated Throat - 105°C

Catalog Number	Trade Size	Unit Qty.	Std. Pkg.
230-USI	1/2"	50	500
231-USI	3/4"	25	250
232-USI	1"	25	250
233-USI	1 1/4"	20	120
234-USI	1 1/2"	10	60
235-USI	2"	5	30
236-USI	2 1/2"	2	10
237-USI	3"	2	10
238-USI	3 1/2"	---	6
239-USI	4"	---	6

Set Screw Couplings



1/2" thru 2"



2 1/2" thru 4"

Set screw type coupling used to join two lengths of EMT. Concrete-tight. 1/2" thru 2" furnished with Tri-Drive slot/Phillips/Robertson head screws.

 File No. E24001

Steel

Catalog Number	Trade Size	Unit Qty.	Std. Pkg.
240	1/2"	50	500
241	3/4"	25	250
242	1"	20	200
243	1 1/4"	15	90
244	1 1/2"	10	60
245	2"	5	30
246	2 1/2"	2	10
247	3"	2	10
248	3 1/2"	---	6
249	4"	---	6

Made in the USA Steel Set Screw Couplings




1/2" thru 2"



2 1/2" thru 4"

Set screw type fitting used to join two lengths of EMT. Concrete-tight.

 File No. E24001

Steel

Catalog Number	Trade Size	Unit Qty.	Std. Pkg.
240-US	1/2"	50	500
241-US	3/4"	25	250
242-US	1"	50	200
243-US	1 1/4"	15	90
244-US	1 1/2"	10	60
245-US	2"	5	30
246-US	2 1/2"	2	10
247-US	3"	2	10
248-US	3 1/2"	---	6
249-US	4"	---	6

Set Screw Couplings



Zinc
1/2" thru 1"



Zinc
1 1/4" thru 2"




Zinc
2 1/4" thru 4"

Set screw type coupling used to join two lengths of EMT. Concrete-tight. 1/2" thru 2" furnished with Tri-Drive slot/Phillips/Robertson head screws.

 File No. E24001

2" thru 4" UL listed for both steel and aluminum EMT.

 File No. LR39354

Zinc Die Cast


Catalog Number	Trade Size	Unit Qty.	Std. Pkg.
240-DC	1/2"	50	500
241-DC	3/4"	25	250
242-DC	1"	25	250
243-DC	1 1/4"	10	100
244-DC	1 1/2"	10	100
245-DC	2"	10	60
246-DC	2 1/2"	---	12
247-DC	3"	---	12
248-DC	3 1/2"	---	6
249-DC	4"	---	6


Set Screw Connectors



1/2" thru 1" 1 1/4" thru 2" 2 1/2" thru 4"

Set screw connector used to join EMT to box or enclosure. 2" thru 4" die cast UL Listed for both steel and aluminum EMT. Concrete-tight. 1/2" thru 2" furnished with Tri-Drive slot/Phillips/Robertson head screws.

 File No. E24001

 File No. LR39354

Zinc Die Cast

Catalog Number	Trade Size	Unit Qty.	Std. Pkg.
230-DC2	1/2"	50	500
231-DC2	3/4"	25	250
232-DC2	1"	25	250
233-DC2	1 1/4"	10	100
234-DC2	1 1/2"	10	100
235-DC2	2"	10	60
236-DC2	2 1/2"	---	12
237-DC2	3"	---	12
238-DC2	3 1/2"	---	6
239-DC2	4"	---	6

Zinc Die Cast / Insulated Throat - 105°C

Catalog Number	Trade Size	Unit Qty.	Std. Pkg.
230-DCI2	1/2"	50	500
231-DCI2	3/4"	25	250
232-DCI2	1"	25	250
233-DCI2	1 1/4"	10	100
234-DCI2	1 1/2"	10	100
235-DCI2	2"	10	60
236-DCI2	2 1/2"	---	12
237-DCI2	3"	---	12
238-DCI2	3 1/2"	---	6
239-DCI2	4"	---	6

Mighty-Align® EMT Slip Couplings



Used to join two lengths of EMT in tight or limited access applications. Back out center screw, slide coupling over one end of conduit then slide other conduit into place. Fully install center screw between conduits and tighten set screws. Patents Pending.

 File No. E24001

Zinc Die Cast

Catalog Number	Trade Size	Unit Qty.	Std. Pkg.
241-DCSLP	3/4"	25	250
242-DCSLP	1"	25	250
245-DCSLP	2"	10	60
247-DCSLP	3"	---	12
249-DCSLP	4"	---	6

Quick Install EMT Connectors



1701-DC

1701-DCI

Quickly joins EMT to box or enclosure without the use of a locknut. Simply:

- Insert fitting into the knockout
- Insert EMT into the fitting
- Tighten the set screw to simultaneously secure the EMT and the fitting into the knockout.

 File No. E24001

Zinc Die Cast

Catalog Number	Trade Size	Unit Qty.	Std. Pkg.
1701-DC	1/2"	50	500
1702-DC	3/4"	25	250



Zinc Die Cast / Insulated Throat 105°C

Catalog Number	Trade Size	Unit Qty.	Std. Pkg.
1701-DCI	1/2"	50	500
1702-DCI	3/4"	25	250



Black Set Screw Connectors



Set screw connector used to join EMT to box or enclosure. Color coded black to match EMT for easy identification. Use with black EMT in dark colored areas or in open architecture applications. Concrete-tight. Furnished with Tri-Drive slot/Phillips/Robertson head screws. Patented.

 File No. E24001

Steel

Catalog Number	Trade Size	Unit Qty.	Std. Pkg.
231-SBLK	3/4"	25	250

Blue Set Screw Connectors



Set screw connector used to join EMT to box or enclosure. Color coded blue to match EMT for easy identification. Use with blue EMT for low voltage wiring, data comm/video and network security applications. Concrete-tight. Furnished with Tri-Drive slot/Phillips/Robertson head screws. Patented.

 File No. E24001

Steel

Catalog Number	Trade Size	Unit Qty.	Std. Pkg.
230-SBLU	1/2"	50	500
231-SBLU	3/4"	25	250
232-SBLU	1"	25	250
233-SBLU	1 1/4"	20	120

Green Set Screw Connectors



Set screw connector used to join EMT to box or enclosure. Color coded green to match EMT for easy identification. Use with green EMT for grounding/bonding, hospital and healthcare, such as nurse call station applications. Concrete-tight. Furnished with Tri-Drive slot/Phillips/Robertson head screws. Patented.

UL_{US} File No. E24001

Steel

Catalog Number	Trade Size	Unit Qty.	Std. Pkg.
231-SG	3/4"	25	250

Orange Set Screw Connectors



Set screw connector used to join EMT to box or enclosure. Color coded orange to match EMT for easy identification. Use with orange EMT in construction/research, fiber optic, isolated circuits, and auto repair/maintenance applications. Concrete-tight. Furnished with Tri-Drive slot/Phillips/Robertson head screws. Patented.

UL_{US} File No. E24001

Steel

Catalog Number	Trade Size	Unit Qty.	Std. Pkg.
231-SO	3/4"	25	250

Red® Fire Alarm Connectors



Set screw connector used to join EMT to box or enclosure. Color coded red to match EMT for easy identification. Use with red EMT for emergency circuits, fire alarm and security system applications. Concrete-tight. Furnished with Tri-Drive slot/Phillips/Robertson head screws. Patented.

UL_{US} File No. E24001

Steel

Catalog Number	Trade Size	Unit Qty.	Std. Pkg.
230-SR	1/2"	50	500
231-SR	3/4"	25	250
232-SR	1"	25	250
233-SR	1 1/4"	20	120
234-SR	1 1/2"	10	60
235-SR	2"	5	30
236-SR	2 1/2"	2	10
237-SR	3"	2	10

White Set Screw Connectors



Set screw connector used to join EMT to box or enclosure. Color coded white to match EMT for easy identification. Use with white EMT in light colored areas and open architecture applications. Concrete-tight. Furnished with Tri-Drive slot/Phillips/Robertson head screws. Patented.

©UL_{us} File No. E24001

Steel

Catalog Number	Trade Size	Unit Qty.	Std. Pkg.
231-SW	3/4"	25	250

Yellow Set Screw Connectors



Set screw connector used to join EMT to box or enclosure. Color coded yellow to match EMT for easy identification. Use with yellow EMT in special equipment, caution areas, and high voltage applications. Concrete-tight. Furnished with Tri-Drive slot/Phillips/Robertson head screws. Patented.

©UL_{us} File No. E24001

Steel

Catalog Number	Trade Size	Unit Qty.	Std. Pkg.
231-SY	3/4"	25	250

Black Set Screw Couplings



Set screw coupling used to join two lengths of EMT. Color coded black to match EMT for easy identification. Use with black EMT in dark colored areas or in open architecture applications. Concrete-tight. Furnished with Tri-Drive slot/Phillips/Robertson head screws. Patented.

©UL_{us} File No. E24001

Steel

Catalog Number	Trade Size	Unit Qty.	Std. Pkg.
241-SBLK	3/4"	25	250

Blue Set Screw Couplings



Set screw coupling used to join two lengths of EMT. Color coded blue to match EMT for easy identification. Use with blue EMT for low voltage wiring, data comm/video and network security applications. Concrete-tight. Furnished with Tri-Drive slot/Phillips/Robertson head screws. Patented.

 File No. E24001

Steel

Catalog Number	Trade Size	Unit Qty.	Std. Pkg.
240-SBLU	1/2"	50	500
241-SBLU	3/4"	25	250
242-SBLU	1"	20	200
243-SBLU	1 1/4"	15	90

Green Set Screw Couplings



Set screw coupling used to join two lengths of EMT. Color coded green to match EMT for easy identification. Use with green EMT for critical circuits, nurse call stations and hospital and healthcare applications. Concrete-tight. Furnished with Tri-Drive slot/Phillips/Robertson head screws. Patented.

 File No. E24001

Steel

Catalog Number	Trade Size	Unit Qty.	Std. Pkg.
241-SG	3/4"	25	250

Orange Set Screw Couplings



Set screw coupling used to join two lengths of EMT. Color coded orange to match EMT for easy identification. Use with orange EMT in construction/research, fiber optic and auto repair/maintenance applications. Concrete-tight. Furnished with Tri-Drive slot/Phillips/Robertson head screws. Patented.

 File No. E24001

Steel

Catalog Number	Trade Size	Unit Qty.	Std. Pkg.
241-SO	3/4"	25	250

Red® Fire Alarm Couplings



Set screw coupling used to join two lengths of EMT. Color coded red to match EMT for easy identification. Use with red EMT for emergency circuits, fire alarm and security system applications. Concrete-tight. Furnished with Tri-Drive slot/Phillips/Robertson head screws. Patented.

UL_{us} File No. E24001

Steel

Catalog Number	Trade Size	Unit Qty.	Std. Pkg.
240-SR	1/2"	50	500
241-SR	3/4"	25	250
242-SR	1"	20	200
243-SR	1 1/4"	15	90
244-SR	1 1/2"	10	60
245-SR	2"	5	30
246-SR	2 1/2"	2	10
247-SR	3"	2	10

White Set Screw Couplings



Set screw coupling used to join two lengths of EMT. Color coded white to match EMT for easy identification. Use with white EMT in light colored areas and open architecture applications. Concrete-tight. Furnished with Tri-Drive slot/Phillips/Robertson head screws. Patented.

UL_{us} File No. E24001

Steel

Catalog Number	Trade Size	Unit Qty.	Std. Pkg.
241-SW	3/4"	25	250

Yellow Set Screw Couplings



Set screw coupling used to join two lengths of EMT. Color coded yellow to match EMT for easy identification. Use with yellow EMT in special equipment, caution areas, and high voltage applications. Concrete-tight. Furnished with Tri-Drive slot/Phillips/Robertson head screws. Patented.

UL_{us} File No. E24001


Steel

Catalog Number	Trade Size	Unit Qty.	Std. Pkg.
241-SY	3/4"	25	250

**Mighty-Bite™
PUSH-EMT® Connectors**



Connecting EMT has never been this fast and easy. Simply push the connector onto the conduit. Removable and reusable. Approximately 75% quicker to install than conventional fittings. Concrete-tight. Patented.

 File No. E24001

Zinc Die Cast

Catalog Number	Trade Size	Unit Qty.	Std. Pkg.
250-MB	1/2"	25	250
251-MB	3/4"	25	250

Zinc Die Cast / Insulated Throat - 105°C

Catalog Number	Trade Size	Unit Qty.	Std. Pkg.
250-MBI	1/2"	25	250
251-MBI	3/4"	25	250

**Mighty-Bite™
PUSH-EMT® Couplings**



Connecting EMT has never been this fast and easy. Simply push the coupling onto the conduit. Removable and reusable. Approximately 75% quicker to install than conventional fittings. Concrete-tight. Patented.

 File No. E24001


Zinc Die Cast

Catalog Number	Trade Size	Unit Qty.	Std. Pkg.
260-MB	1/2"	25	250
261-MB	3/4"	25	250

**Mighty-Seal® Raintight
PUSH-EMT® Connectors**



Connecting EMT has never been this fast and easy. Simply push the connector onto the conduit for a raintight/wet location seal. Removable and reusable. Approximately 75% quicker to install than conventional fittings. Patented.

 File No. E24001

Zinc Die Cast

Catalog Number	Trade Size	Unit Qty.	Std. Pkg.
250-MSRT	1/2"	25	250
251-MSRT	3/4"	25	250

Zinc Die Cast / Insulated Throat - 105°C

Catalog Number	Trade Size	Unit Qty.	Std. Pkg.
250-MSRTI	1/2"	25	250
251-MSRTI	3/4"	25	250

Mighty-Seal® PUSH-EMT® Couplings



Zinc Die Cast

Catalog Number	Trade Size	Unit Qty.	Std. Pkg.
260-MSRT	1/2"	25	250
261-MSRT	3/4"	25	250

Connecting EMT has never been this fast and easy. Simply push the coupling onto the conduit for a raintight/wet location seal. Removable and reusable. Approximately 75% quicker to install than conventional fittings. Patented.

UL_{US} File No. E24001

Compression Connectors



Compression type connector used to join EMT to box or enclosure. Concrete-tight.

UL_{US} File No. E24001

Steel

Catalog Number	Trade Size	Unit Qty.	Std. Pkg.
250	1/2"	25	250
251	3/4"	25	250
252	1"	10	100
253	1 1/4"	---	25
254	1 1/2"	---	25
255	2"	---	10
256	2 1/2"	2	10
257	3"	2	10
258	3 1/2"	---	6
259	4"	---	6


Steel / Insulated Throat - 105°C

Catalog Number	Trade Size	Unit Qty.	Std. Pkg.
250-I	1/2"	25	250
251-I	3/4"	25	250
252-I	1"	10	100
253-I	1 1/4"	---	25
254-I	1 1/2"	---	25
255-I	2"	---	10
256-I	2 1/2"	2	10
257-I	3"	2	10
258-I	3 1/2"	---	6
259-I	4"	---	6

Made in the USA Compression Connectors



Compression type connectors used to join EMT to box or enclosure. Concrete-tight.

 File No. E24001

Steel

Catalog Number	Trade Size	Unit Qty.	Std. Pkg.
250-US	1/2"	25	250
251-US	3/4"	25	250
252-US	1"	10	100
253-US	1 1/4"	---	25
254-US	1 1/2"	---	25
255-US	2"	---	10
256-US	2 1/2"	2	10
257-US	3"	2	10
258-US	3 1/2"	---	6
259-US	4"	---	6

Steel / Insulated Throat - 105°C

Catalog Number	Trade Size	Unit Qty.	Std. Pkg.
250-USI	1/2"	25	250
251-USI	3/4"	25	250
252-USI	1"	10	100
253-USI	1 1/4"	---	25
254-USI	1 1/2"	---	25
255-USI	2"	---	10
256-USI	2 1/2"	2	10
257-USI	3"	2	10
258-USI	3 1/2"	---	6
259-USI	4"	---	6

Raintight Compression Connectors



Compression type connector with internal sealing ring and knockout gasket to create a raintight seal when connecting EMT to box or enclosure.

 File No. E24001



Steel

Catalog Number	Trade Size	Unit Qty.	Std. Pkg.
250-SRT	1/2"	25	250
251-SRT	3/4"	25	250
252-SRT	1"	10	100
253-SRT	1 1/4"	---	25
254-SRT	1 1/2"	---	25
255-SRT	2"	---	10
256-SRT	2 1/2"	2	10
257-SRT	3"	2	10
258-SRT	3 1/2"	---	6
259-SRT	4"	---	6


Steel / Insulated Throat - 105°C

Catalog Number	Trade Size	Unit Qty.	Std. Pkg.
250-SRTI	1/2"	25	250
251-SRTI	3/4"	25	250
252-SRTI	1"	10	100
253-SRTI	1 1/4"	---	25
254-SRTI	1 1/2"	---	25
255-SRTI	2"	---	10
256-SRTI	2 1/2"	2	10
257-SRTI	3"	2	10
258-SRTI	3 1/2"	---	6
259-SRTI	4"	---	6

Compression Couplings



Compression type couplings used to join EMT to box or enclosure. Concrete-tight.

 File No. E24001

Steel

Catalog Number	Trade Size	Unit Qty.	Std. Pkg.
260	1/2"	25	250
261	3/4"	20	200
262	1"	10	100
263	1 1/4"	---	25
264	1 1/2"	---	25
265	2"	---	10
266	2 1/2"	2	10
267	3"	2	10
268	3 1/2"	---	6
269	4"	---	6

Raintight Compression Couplings



Compression style coupling used to join two lengths of EMT. Internal sealing rings create a raintight seal. Concrete-tight/Raintight. Patented.

 File No. E24001


Steel

Catalog Number	Trade Size	Unit Qty.	Std. Pkg.
260-SRT	1/2"	25	250
261-SRT	3/4"	20	200
262-SRT	1"	10	100
263-SRT	1 1/4"	---	25
264-SRT	1 1/2"	---	25
265-SRT	2"	---	10
266-SRT	2 1/2"	2	10
267-SRT	3"	2	10
268-SRT	3 1/2"	---	6
269-SRT	4"	---	6

Made in the USA Compression Couplings



Compression type couplings used to join two lengths of EMT. Concrete-tight.

 File No. E24001


Steel


Catalog Number	Trade Size	Unit Qty.	Std. Pkg.
260-US	1/2"	25	250
261-US	3/4"	20	200
262-US	1"	10	100
263-US	1 1/4"	---	25
264-US	1 1/2"	---	25
265-US	2"	---	10
266-US	2 1/2"	2	10
267-US	3"	2	10
268-US	3 1/2"	---	6
269-US	4"	---	6

Compression Connectors



Compression type connector used to join EMT to box or enclosure. 2 1/2" and larger suitable for aluminum or steel EMT and rigid. UL Listed concrete-tight. CSA Listed concrete-tight/raintight use in Canada.

 File No. E24001

 File No. LR39354

Zinc Die Cast

Catalog Number	Trade Size	Unit Qty.	Std. Pkg.
250-DC2	1/2"	50	500
251-DC2	3/4"	25	250
252-DC2	1"	15	150
253-DC2	1 1/4"	10	100
254-DC2	1 1/2"	10	40
255-DC2	2"	---	10
256-DC2	2 1/2"	---	12
257-DC2	3"	---	12
258-DC2	3 1/2"	---	6
259-DC2	4"	---	6


Zinc Die Cast / Insulated Throat - 105°C


Catalog Number	Trade Size	Unit Qty.	Std. Pkg.
250-DCI2	1/2"	50	500
251-DCI2	3/4"	25	250
252-DCI2	1"	15	150
253-DCI2	1 1/4"	10	100
254-DCI2	1 1/2"	10	40
255-DCI2	2"	---	10
256-DCI2	2 1/2"	---	12
257-DCI2	3"	---	12
258-DCI2	3 1/2"	---	6
259-DCI2	4"	---	6

Compression Couplings



Compression type coupling used to join two lengths of EMT. 2 1/2" and larger zinc die cast are suitable for aluminum or steel EMT and rigid. UL Listed concrete-tight. CSA Listed concrete-tight/raintight use in Canada.

 File No. E24001

 File No. LR39354


Zinc Die Cast

Catalog Number	Trade Size	Unit Qty.	Std. Pkg.
260-DC	1/2"	50	500
261-DC	3/4"	25	250
262-DC	1"	15	150
263-DC	1 1/4"	10	100
264-DC	1 1/2"	10	40
265-DC	2"	---	10
266-DC	2 1/2"	---	12
267-DC	3"	---	12
268-DC	3 1/2"	---	6
269-DC	4"	---	6

Made in the USA Raintight Compression Connectors



Compression style connector with internal sealing ring and knockout gasket to create a raintight seal when connecting EMT to box or enclosure. Patented.

 File No. E24001



Zinc Die Cast

Catalog Number	Trade Size	Unit Qty.	Std. Pkg.
250-RT2US	1/2"	50	500
251-RT2US	3/4"	25	250
252-RT2	1"	15	150
253-RT2	1 1/4"	10	100
254-RT2	1 1/2"	10	40
255-RT2	2"	---	10
256-RT2	2 1/2"	---	12
257-RT2	3"	---	12
258-RT2*	3 1/2"	---	6
259-RT2*	4"	---	6

*Consult factory for availability.

Zinc Die Cast / Insulated Throat - 90°C

Catalog Number	Trade Size	Unit Qty.	Std. Pkg.
250-RTI2US	1/2"	50	500
251-RTI2US	3/4"	25	250
252-RTI2	1"	15	150
253-RTI2	1 1/4"	10	100
254-RTI2	1 1/2"	10	40
255-RTI2	2"	---	10
256-RTI2	2 1/2"	---	12
257-RTI2	3"	---	12
258-RTI2*	3 1/2"	---	6
259-RTI2*	4"	---	6

*Consult factory for availability.

Raintight Compression Connectors



Compression style connector with internal sealing ring and knockout gasket to create a raintight seal when connecting EMT to box or enclosure. Patented.

 File No. E24001



Zinc Die Cast

Catalog Number	Trade Size	Unit Qty.	Std. Pkg.
250-RT2	1/2"	50	500
251-RT2	3/4"	25	250

Zinc Die Cast / Insulated Throat - 90°C

Catalog Number	Trade Size	Unit Qty.	Std. Pkg.
250-RTI2	1/2"	50	500
251-RTI2	3/4"	25	250

**Made in the USA Raintight
Compression Couplings**



Zinc Die Cast

Catalog Number	Trade Size	Unit Qty.	Std. Pkg.
260-RTUS	1/2"	50	500
261-RTUS	3/4"	25	250
262-RT	1"	15	150
263-RT	1 1/4"	10	100
264-RT	1 1/2"	10	40
265-RT	2"	---	10
266-RT	2 1/2"	---	12
267-RT	3"	---	12
268-RT*	3 1/2"	---	6
269-RT*	4"	---	6

*Consult factory for availability.

Compression style coupling used to join two lengths of EMT. Internal sealing rings create a raintight seal. Patented.

File No. E24001

**Raintight
Compression Couplings**



Zinc Die Cast

Catalog Number	Trade Size	Unit Qty.	Std. Pkg.
260-RT	1/2"	50	500
261-RT	3/4"	25	250

Compression style coupling used to join two lengths of EMT. Internal sealing rings create a raintight seal. Patented.

File No. E24001

90° Compression Connectors



90° compression type connector used to join EMT to box or enclosure. Concrete-tight.

 File No. E24001


Zinc Die Cast

Catalog Number	Trade Size	Unit Qty.	Std. Pkg.
270-DC2	1/2"	20	100

Set Screw Offset Nipple Connectors



Set screw type connector used to join EMT to box or enclosure. Concrete-tight. 1620-DC2 has 3/8" offset; 1621-DC2 has 3/4" offset.

 File No. E24001

Zinc Die Cast

Catalog Number	Trade Size	Unit Qty.	Std. Pkg.
1620-DC2	1/2"	20	200
1621-DC2	3/4"	10	100
1622-DC2	1"	5	50

Combination Couplings




Compression type end for EMT; two-screw steel strap end for flexible metal conduit.

Malleable Iron

Catalog Number	EMT Trade Size	Flex Trade Size	Unit Qty.	Std. Pkg.
280	1/2"	3/8"	25	100
281	1/2"	1/2"	20	100

Combination Couplings



Set screw type coupling used to join EMT to AC/MC and flexible metal conduit. The patented 280-DCX and 280-DC have steel straps.

The 280SP and 280SPMB are patented Mighty-Merge® Designs. The 280SP has a set screw end for EMT and a Snap-In end for AC/MC cables and flexible metal conduit. The 280SPMB has a Push-In end for EMT and a Snap-In end for AC/MC cables and flexible metal conduit.

Refer to the cable connector compatibility chart in the technical guide section for MCI-A and other cables.

Listed: 287-XS, 288-XS, 289-XS, 290-XS

File No. E9391: 280-DC, 280-DCX, 280SP, 280SPMB, 281-DC, 282-DC, 283-DC, 284-DC, 285-DC, 286-DC

Zinc Die Cast

Catalog Number	EMT Trade Size	Flex Trade Size	Nonmetallic Cable Range*		AC/MC Cable Range		Unit Qty.	Std. Pkg.
			Min.	Max.	Min.	Max.		
280-DC	1/2"	---	14/2	10/3	---	---	25	100
280-DCX	1/2"	3/8"	14/2	14/2	14/2 (.43")	10/3 (.61")	25	100
280SP	1/2"	3/8"	---	---	14/2 (.43")	10/3 (.61")	25	100
280SPMB	1/2"	3/8"	---	---	14/2 (.43")	10/3 (.61")	25	100

*See nonmetallic cable section.

Zinc Die Cast

Catalog Number	EMT Trade Size	Flex Trade Size	Unit Qty.	Std. Pkg.
281-DC	1/2"	1/2"	25	250
282-DC	3/4"	3/4"	25	100
282-DCX	3/4"	1/2"	25	100
283-DC	1"	1"	10	100
284-DC	1 1/4"	1 1/4"	4	40
285-DC	1 1/2"	1 1/2"	2	20
286-DC	2"	2"	2	20

Zinc Plated Steel

Catalog Number	EMT Trade Size	Flex Trade Size	Unit Qty.	Std. Pkg.
287-XS	2 1/2"	2 1/2"	1	4
288-XS	3"	3"	1	4
289-XS	3 1/2"	3 1/2"	---	2
290-XS	4"	4"	---	1

Combination Couplings



Set screw type fitting used to join EMT to rigid or IMC. Concrete-tight. Furnished with Tri-Drive slot/Phillips/Robertson head screws.

Listed: 290-DC thru 292-DC

File No. E9391: 290-S thru 292-S

Zinc Die Cast

Catalog Number	EMT Trade Size	Rigid Trade Size	Unit Qty.	Std. Pkg.
290-DC	1/2"	1/2"	50	200
291-DC	3/4"	3/4"	25	100
292-DC	1"	1"	25	100

Steel

Catalog Number	EMT Trade Size	Rigid Trade Size	Unit Qty.	Std. Pkg.
290-S	1/2"	1/2"	25	100
291-S	3/4"	3/4"	25	100
292-S	1"	1"	10	50

Combination Couplings



Coupling used to join EMT to rigid or IMC. Coupling internally threaded for rigid / IMC. Compression type for EMT. Concrete-tight.

 File No. E9391: 292-MS

Zinc Plated Steel

Catalog Number	EMT Trade Size	Rigid Trade Size	Unit Qty.	Std. Pkg.
290-MS	1/2"	1/2"	25	100
291-MS	3/4"	3/4"	25	100
292-MS	1"	1"	10	50

Mighty-Merge® Raintight Combination Couplings



Couplings used to transition EMT to rigid for a secure raintight/wet location seal. Patented.

 Listed


Zinc Die Cast

Catalog Number	EMT Trade Size	Rigid Trade Size	Unit Qty.	Std. Pkg.
290-RT	1/2"	1/2"	25	100
291-RT	3/4"	3/4"	25	100
292-RT	1"	1"	10	50

Combination Couplings



Coupling used to join EMT to flexible metal conduit. Screw-in end for flex. Compression end for EMT.


 File No. E9391

581-DC UL also listed for use with XRWFMC.

Zinc Die Cast

Catalog Number	Trade Size	Unit Qty.	Std. Pkg.
581-DC	1/2"	50	500
582-DC	3/4"	25	250
583-DC	1"	10	100

Mighty-Merge® Combination Couplings




4057-DC

4058-DC

Couplings used to join EMT to flexible metal conduit and AC/MC cable. Refer to the cable connector compatibility charts in the technical guide section for MCI-A and other cables. Patented.

Listed

Mighty-Merge® Combination Couplings



5157-DC

4157-DC

4357-DC

4457-DC

4357-NM

Coupling used to join duplex AC/MC cable or flexible metal conduit to EMT. Set screw type transitional fitting ideal for commercial and institutional facilities. A labor savings, compared to the traditional junction box installation. Simply remove the armor and expose the length of conductors to reach the device box or enclosure. Insert FMC or AC/MC until visible in inspection holes. Refer to the cable connector compatibility charts in the technical guide section for MCI-A and other cables. Patented.

File No. E20534: 4157-DC, 5157-DC

Listed: 4156-DC. 4357-DC. 4457-DC. 4357-NM

Zinc Die Cast

Catalog Number	EMT Trade Size	Flex Trade Size	AC/MC Cable Range		Unit Qty.	Std. Pkg.
			Min.	Max.		
4057-DC	3/4"	3/8"	14/2 (.43")	10/3 (.61")	25	100
4058-DC	3/4"	1/2"	10/4 (.63")	6/4 (.89")	25	100

Zinc Die Cast

Catalog Number	EMT Trade Size	Flex Trade Size	AC/MC Cable Range		Unit Qty.	Std. Pkg.
			Min.	Max.		
4156-DC	1/2"	3/8"	14/2 (.43")	12/2 (.52")	20	100
4157-DC	3/4"	3/8"	14/2 (.43")	10/3 (.61")	25	100
4357-DC	1"	3/8"	14/2 (.43")	10/3 (.61")	5	20
4457-DC	1"	3/8"	14/2 (.43")	10/3 (.61")	5	20
5157-DC	3/4"	3/8"	14/2 (.43")	10/3 (.61")	25	100

Zinc Die Cast

Catalog Number	EMT Trade Size	AC/MC Cable Range		Unit Qty.	Std. Pkg.
		Min.	Max.		
4357-NM	3/4"	(1) 10/2	(1) 14/2	10	40
			OR		
		(1) 12/4			
			OR		
		(1) 10/3	(1) 14/3		
			OR		
		(1) 12/2 and (1) 14/2 or (1) 10/2			
			OR		
		(2) 14/3 or (2) 12/3			
			OR		
(2) 10/2	(2) 14/2				

Mighty-Merge® Two-to-One Combination Couplings



Zinc Die Cast

Catalog Number	Trade Size	Unit Qty.	Std. Pkg.
4256-DC	1/2" to 3/4"	10	40
4258-DC	3/4" to 1"	10	40

Used to join two lengths of EMT conduit into one. The 4256-DC joins two 1/2" EMT to one 3/4" EMT. The 4258-DC joins two 3/4" EMT to one 1" EMT. Patented.

UL File No. E24001

Combination Couplings



Zinc Die Cast

Catalog Number	EMT Trade Size	LT Trade Size	Unit Qty.	Std. Pkg.
4360-DC	1/2"	1/2"	25	100
4361-DC	3/4"	3/4"	10	50
4362-DC	1"	1"	10	50
4363-DC	1 1/4"	1 1/4"	5	25
4364-DC	1 1/2"	1 1/2"	5	25
4365-DC	2"	2"	5	20

Coupling used to join either metallic or nonmetallic (Type "B") liquid tight to EMT. Concrete-tight. UL Listed "Raintight".

UL File No. E24001: 4360-DC and 4361-DC

SP File No. LR39354 4360-DC and 4361-DC

UL File No. E24001: 4362-DC thru 4365-DC

One Hole EMT Straps



Malleable

Steel

To support EMT to mounting surface.

UL File No. E161206: 907 thru 910; 921 thru 925

SP File No. LR39354: 907 thru 910; 907-S thru 910-S; 920-S thru 925-S



Malleable Iron

Catalog Number	Trade Size	Unit Qty.	Std. Pkg.
920	1/2"	100	1000
921	3/4"	50	500
922	1"	50	500
923	1 1/4"	---	100
924	1 1/2"	---	100
925	2"	---	50
907	2 1/2"	---	25
908	3"	---	10
909	3 1/2"	---	10
910	4"	---	10

Zinc Plated Steel

Catalog Number	Trade Size	Unit Qty.	Std. Pkg.
920-S	1/2"	100	1000
921-S	3/4"	100	500
922-S	1"	50	500
923-S	1 1/4"	---	100
924-S	1 1/2"	---	100
925-S	2"	---	50
907-S	2 1/2"	---	25
908-S	3"	---	25
909-S	3 1/2"	---	10
910-S	4"	---	10

EMT Nail Straps



Nail type strap to support EMT to mounting surface.

Zinc Plated Steel

Catalog Number	Trade Size	Unit Qty.	Std. Pkg.
920-NS	1/2"	100	1000
921-NS	3/4"	100	1000
922-NS	1"	100	1000

Clamp Backs



Provides space between conduit and mounting surface. For use with malleable straps.

UL File No. E161206



Malleable Iron

Catalog Number	Trade Size	Unit Qty.	Std. Pkg.
941	1/2"	50	250
942	3/4"	50	250
943	1"	25	100
944	1 1/4"	20	100
945	1 1/2"	10	100
946	2"	5	50
947	2 1/2"	2	10
948	3"	2	10
949	3 1/2"	---	5
950	4"	---	5

Two Hole EMT Pipe Straps



To support EMT to mounting surface.

UL[®] File No. E161206: 1907 thru 1910

SP File No. LR39354: 1920 thru 1925

Zinc Plated Steel

Catalog Number	Trade Size	Unit Qty.	Std. Pkg.
1907	2 1/2"	25	100
1908	3"	20	80
1909	3 1/2"	15	60
1910	4"	10	40
1920	1/2"	250	2500
1921	3/4"	200	2000
1922	1"	100	1000
1923	1 1/4"	50	500
1924	1 1/2"	50	500
1925	2"	25	250

Mighty-Hold[®] Universal Clamp Straps



One piece clamp back and strap secures both cable and conduit. Secures EMT, Rigid, IMC, Metallic Liquid Tight, Nonmetallic Liquid Tight, FMC, and Schedule 40 and Schedule 80 PVC conduit, as well as steel and aluminum AC/MC cable. Patented.

UL[®] File No. E161206

ETL[®] All UCSC sizes



Zinc Plated Steel

Catalog Number	Trade Size	Unit Qty.	Std. Pkg.
UCS-5075	1/2" - 3/4"	50	250
UCS-75100	3/4" - 1"	50	250
UCS-100125	1" - 1 1/4"	25	100
UCS-125150	1 1/4" - 1 1/2"	--	25
UCS-150200	1 1/2" - 2"	--	25

Polyolefin Coated Steel

Catalog Number	Trade Size	Unit Qty.	Std. Pkg.
UCSC-5075	1/2"-3/4"	50	250
UCSC-75100	3/4"-1"	50	250
UCSC100125	1" - 1 1/4"	25	100
UCSC125150	1 1/4" - 1 1/2"	--	25
UCSC150200	1 1/2" - 2"	--	25

Insulating Bushings



EMT bushing insulates telephone, computer, video and other low voltage wiring from sharp edges of EMT.

Polyethylene - 90°C

Catalog Number	Trade Size	Unit Qty.	Std. Pkg.
TWB-51	1/2"	100	1000
TWB-52	3/4"	50	500
TWB-53	1"	25	250
TWB-54	1 1/4"	25	250
TWB-55	1 1/2"	---	100
TWB-56	2"	---	50
TWB-57	2 1/2"	---	25
TWB-58	3"	---	25
TWB-59	3 1/2"	---	25
TWB-60	4"	---	25

Mighty-Move® Steel Expansion Couplings for EMT



Low cost and easy to use. Assembles like a regular EMT set screw coupling. Use to compensate plus or minus 2" lateral movement of conduit in dry locations. Available for use with trade size 3/4" thru 4" steel EMT. To install simply slide coupling end stop onto fixed end of EMT and tighten set screw. Place movable EMT completely into coupling and mark engagement, remove EMT and mark half the distance of engagement, reinstall EMT to half distance. May be used with **optional Bonding Jumper Assembly cat. nos. BJ-100, BJ-200 and BJ-400.** US Patent 6,715,803,B1.

©UL_{us} File No. E24001: EC-075 thru EC-200
E9391: EC-250 thru EC-400

Zinc Plated Steel

Catalog Number	Trade Size	Unit Qty.	Std. Pkg.
EC-075	3/4"	15	60
EC-100	1"	10	40
EC-125	1-1/4"	8	40
EC-150	1-1/2"	6	30
EC-200	2"	---	4
EC-250*	2-1/2"	---	1
EC-300*	3"	---	1
EC-350*	3-1/2"	---	1
EC-400*	4"	---	1

*2-1/2" thru 4" suitable for use with EMT or rigid conduit.

EMT Conduit Bodies

Die Cast Aluminum Conduit Bodies

Trade Size	Maximum Number of Conductors					
	LB	C	LL	LR	T	LLR
1/2"	N/A	N/A	N/A	N/A	N/A	-
3/4"	6 AWG	6 AWG	6 AWG	6 AWG	6 AWG	-
1"	3 - 4 AWG	3 - 4 AWG	3 - 4 AWG	3 - 4 AWG	3 - 4 AWG	3 - 4 AWG
1 1/4"	3 - 2 AWG	3 - 2 AWG	3 - 2 AWG	3 - 2 AWG	3 - 2 AWG	3 - 2 AWG
1 1/2"	3 - 1/0 AWG	3 - 1/0 AWG	3 - 1/0 AWG	3 - 1/0 AWG	3 - 2 AWG	3 - 1/0 AWG
2"	3 - 4/0 AWG	3 - 2/0 AWG	3 - 4/0 AWG	3 - 4/0 AWG	3 - 4/0 AWG	3 - 3/0 AWG
2 1/2"	300 MCM	3 - 250 MCM	3 - 250 MCM	3 - 250 MCM	3 - 2/0 AWG	-
3"	350 MCM	3 - 250 MCM	3 - 250 MCM	3 - 250 MCM	3 - 250 MCM	-
3 1/2"	3 - 400 MCM	3 - 250 MCM	3 - 250 MCM	3 - 250 MCM	3 - 250 MCM	-
4"	3 - 400 MCM	3 - 250 MCM	3 - 250 MCM	3 - 250 MCM	3 - 250 MCM	-

Trade Size	Volume in Cu. In.					
	LB	C	LL	LR	T	LLR
1/2"	4.25	4.25	4.25	4.25	4.25	5.5
3/4"	7.2	7.2	7.2	7.2	7.2	9.0
1"	10.8	10.8	10.8	10.8	10.8	15.0
1 1/4"	30.5	30.5	30.5	30.5	30.5	39.5
1 1/2"	30.5	30.5	30.5	30.5	30.5	40.8
2"	70.7	70.7	70.7	70.7	70.7	88.5
2 1/2"	152.5	157.4	157.4	157.4	157.4	-
3"	152.5	179.8	179.8	179.8	179.8	-
3 1/2"	311.8	323.0	323.0	323.0	323.0	-
4"	311.8	323.0	323.0	323.0	323.0	-

Malleable Iron Conduit Bodies


Trade Size	Maximum Number of Conductors				
	LB	C	LL	LR	T
1/2"	N/A	N/A	N/A	N/A	N/A
3/4"	3 - 6 AWG	3 - 6 AWG	3 - 6 AWG	3 - 6 AWG	3 - 6 AWG
1"	3 - 4 AWG	3 - 4 AWG	3 - 4 AWG	3 - 4 AWG	3 - 4 AWG
1 1/4"	3 - 2 AWG	3 - 2 AWG	3 - 2 AWG	3 - 2 AWG	3 - 2 AWG
1 1/2"	3 - 1/0 AWG	3 - 1/0 AWG	3 - 1/0 AWG	3 - 1/0 AWG	3 - 1 AWG
2"	3 - 3/0 AWG	3 - 4/0 AWG	3 - 4/0 AWG	3 - 4/0 AWG	3 - 2/0 AWG
2 1/2"	3 - 250 MCM	3 - 300 MCM	3 - 300 MCM	3 - 300 MCM	3 - 4/0 AWG
3"	3 - 250 MCM	3 - 350 MCM	3 - 350 MCM	3 - 350 MCM	3 - 4/0 AWG
3 1/2"	3 - 350 MCM	3 - 350 MCM	3 - 350 MCM	3 - 500 MCM	3 - 350 MCM
4"	3 - 350 MCM	3 - 350 MCM	3 - 350 MCM	3 - 500 MCM	3 - 350 MCM

Trade Size	Volume in Cu. In.				
	LB	C	LL	LR	T
1/2"	4.5	4.5	4.5	4.5	6.0
3/4"	7.5	7.5	7.5	7.5	9.5
1"	12.5	12.5	12.5	12.5	15.0
1 1/4"	32.3	32.3	32.3	32.3	33.0
1 1/2"	35.3	35.3	35.3	35.3	36.0
2"	73.0	73.0	73.0	73.0	75.0
2 1/2"	138.0	138.0	138.0	138.0	138.0
3"	170.0	170.0	170.0	170.0	170.0
3 1/2"	300.0	300.0	300.0	300.0	300.0
4"	328.0	328.0	328.0	328.0	328.0

Type C Set Screw Type



Allows access to the interior of a conduit system for inspection, pulling and maintenance.

 File No. E11077

Aluminum


Catalog Number	Trade Size	Unit Qty.	Std. Pkg.
C-31	1/2"	10	60
C-32	3/4"	10	60
C-33	1"	5	30
C-34	1 1/4"	2	10
C-35	1 1/2"	2	10
C-36	2"	1	6
C-37CG*	2 1/2"	---	1
C-38CG*	3"	---	1
C-39CG*	3 1/2"	---	1
C-40CG*	4"	---	1


*Provided with cover and neoprene gasket.

Combination Type C



Units have a threaded interior for use with rigid or IMC as well as set screws for use with EMT. Preassembled with cover and gasket.

 File No. E11077

 Listed Raintight when used with rigid conduit or raintight compression connectors.


Aluminum with Cover and Gasket

Catalog Number	Trade Size	Unit Qty.	Std. Pkg.
C-41CGC	1/2"	10	60
C-42CGC	3/4"	10	60
C-43CGC	1"	5	30
C-44CGC	1 1/4"	2	10
C-45CGC	1 1/2"	2	10
C-46CGC	2"	1	6

Type LB Set Screw Type



Allows access to the interior of a conduit system for inspection, pulling and maintenance.

 File No. E11077


Aluminum


Catalog Number	Trade Size	Unit Qty.	Std. Pkg.
LB-31	1/2"	10	60
LB-32	3/4"	10	60
LB-33	1"	5	30
LB-34	1 1/4"	2	10
LB-35	1 1/2"	2	10
LB-36	2"	1	6
LB-37	2 1/2"	---	1
LB-38	3"	---	1
LB-39	3 1/2"	---	1
LB-40	4"	---	1

Combination Type LB



Units have a threaded interior for use with rigid or IMC as well as set screws for use with EMT. Preassembled with cover and gasket.

 File No. E11077

 Listed Raintight when used with rigid conduit or raintight compression connectors.


Aluminum with Cover and Gasket

Catalog Number	Trade Size	Unit Qty.	Std. Pkg.
LB-41CGC	1/2"	10	60
LB-42CGC	3/4"	10	60
LB-43CGC	1"	5	30
LB-44CGC	1 1/4"	2	10
LB-45CGC	1 1/2"	2	10
LB-46CGC	2"	1	6

Type LL Set Screw Type



Allows access to the interior of a conduit system for inspection, pulling and maintenance.

 File No. E11077


Aluminum


Catalog Number	Trade Size	Unit Qty.	Std. Pkg.
LL-31	1/2"	10	60
LL-32	3/4"	10	60
LL-33	1"	5	30
LL-34	1 1/4"	2	10
LL-35	1 1/2"	2	10
LL-36	2"	1	6

Combination Type LL



Units have a threaded interior for use with rigid or IMC as well as set screws for use with EMT. Preassembled with cover and gasket.

 File No. E11077

 Listed Raintight when used with rigid conduit or raintight compression connectors.

Aluminum with Cover and Gasket

Catalog Number	Trade Size	Unit Qty.	Std. Pkg.
LL-41CGC	1/2"	10	60
LL-42CGC	3/4"	10	60
LL-43CGC	1"	5	30
LL-44CGC	1 1/4"	2	10
LL-45CGC	1 1/2"	2	10
LL-46CGC	2"	1	6

Combination Type LL/LR



Combination type LL/LR style. Units have a threaded interior for use with rigid or IMC as well as set screws for use with EMT. Preassembled with cover and gasket.

 File No. E11077


Aluminum with Cover and Gasket

Catalog Number	Trade Size	Unit Qty.	Std. Pkg.
LLR-41	1/2"	10	60
LLR-42	3/4"	10	60
LLR-43	1"	5	30
LLR-44	1 1/4"	2	10
LLR-45	1 1/2"	2	10
LLR-46	2"	---	5

Type LR Set Screw



Allows access to the interior of a conduit system for inspection, pulling and maintenance.

 File No. E11077


Aluminum


Catalog Number	Trade Size	Unit Qty.	Std. Pkg.
LR-31	1/2"	10	60
LR-32	3/4"	10	60
LR-33	1"	5	30
LR-34	1 1/4"	2	10
LR-35	1 1/2"	2	10
LR-36	2"	1	6

Combination Type LR



Units have a threaded interior for use with rigid or IMC as well as set screws for use with EMT. Preassembled with cover and gasket.

 File No. E11077

 Listed Raintight when used with rigid conduit or raintight compression connectors.


Aluminum with Cover and Gasket

Catalog Number	Trade Size	Unit Qty.	Std. Pkg.
LR-41CGC	1/2"	10	60
LR-42CGC	3/4"	10	60
LR-43CGC	1"	5	30
LR-44CGC	1 1/4"	2	10
LR-45CGC	1 1/2"	2	10
LR-46CGC	2"	1	6

Type T Set Screw



Allows access to the interior of a conduit system for inspection, pulling and maintenance.

 File No. E11077


Aluminum


Catalog Number	Trade Size	Unit Qty.	Std. Pkg.
T-31	1/2"	10	60
T-32	3/4"	10	60
T-33	1"	5	30
T-34	1 1/4"	2	10
T-35	1 1/2"	2	10
T-36	2"	1	6

Combination Type T



Units have a threaded interior for use with rigid or IMC as well as set screws for use with EMT. Preassembled with cover and gasket.

 File No. E11077

 Listed Raintight when used with rigid conduit or raintight compression connectors.


Aluminum with Cover and Gasket

Catalog Number	Trade Size	Unit Qty.	Std. Pkg.
T-41CGC	1/2"	10	60
T-42CGC	3/4"	10	60
T-43CGC	1"	5	30
T-44CGC	1 1/4"	2	10
T-45CGC	1 1/2"	2	10
T-46CGC	2"	1	6

Conduit Body Covers



Encloses conduit body; supplied with screws.

 File No. E11077

Aluminum

Catalog Number	Trade Size	Unit Qty.	Std. Pkg.
SC-41	1/2"	25	100
SC-42	3/4"	25	100
SC-43	1"	25	100
SC-44	1 1/4" - 1 1/2"	10	100
SC-46	2"	---	25
SC-47	2 1/2" - 3"	---	20
SC-49	3 1/2" - 4"	---	5

Conduit Body Gaskets



SG series provides dust tight seal between conduit body and cover. SGN series provides both dust and rain-tight protection. SGN gaskets are impervious to most liquids and oil.


Cellulose

Catalog Number	Trade Size	Unit Qty.	Std. Pkg.
SG-61	1/2"	100	1000
SG-62	3/4"	100	1000
SG-63	1"	50	500
SG-64	1 1/4" - 1 1/2"	---	100
SG-66	2"	---	100
SG-67	2 1/2" - 3"	---	25
SG-69	3 1/2" - 4"	---	25

Neoprene

Catalog Number	Trade Size	Unit Qty.	Std. Pkg.
SGN-61	1/2"	100	1000
SGN-62	3/4"	100	1000
SGN-63	1"	50	500
SGN-64	1 1/4" - 1 1/2"	---	100
SGN-66	2"	---	100
SGN-67	2 1/2" - 3"	---	25
SGN-69	3 1/2" - 4"	---	25

Mighty-B™ PUSH-EMT® Fittings



Connecting EMT conduit in wet or dry locations has never been this fast and simple. Mighty-Seal® and Mighty-Bite™ connectors and couplings are part of the exclusive Mighty-B™ line of high-quality, high-performance products focused on getting the job done fast, done right. Legendary Bridgeport quality, innovation and unparalleled service are built in to every fitting we ship. All fittings exceed the stringent design requirements of UL 514B and the National Electrical Code.

- Push-on install
- Removable
- Raintight & dry location models
- Constructed of the highest quality zinc
- Corrosion resistant
- Precision cast threads
- Reversible zinc serrated locknut
- cULus Listed
- Approximately 75% quicker to install than conventional fittings
- Patented

Typical Raintight Installation and Removal




Installation

1. No disassembly required
2. Cut EMT square and remove burrs
3. Firmly push and rotate EMT onto fitting a minimum 1/2"
4. For connector, install with knockout gasket on outside of enclosure. Hand tighten locknut plus 1/4 turn

Removal

1. Unscrew nut from fitting body
2. Remove EMT
3. To reuse*, ensure components are assembled in order (see below) and tighten nut hand tight

*Fittings have not been investigated for reusability. Reusability should be determined by the installer and the AHJ.



Typical Dry Location Installation and Removal



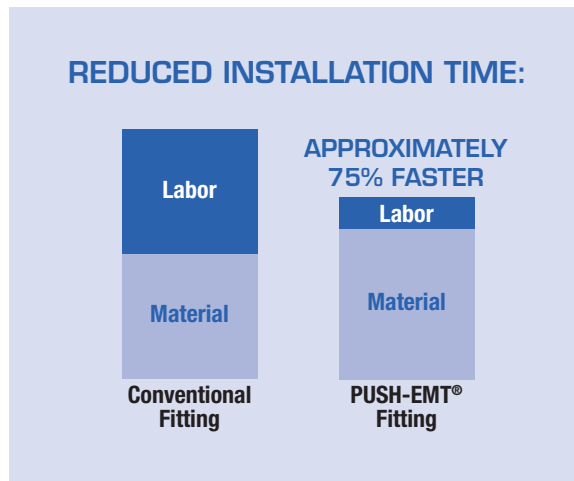
Installation

1. Cut EMT square and remove burrs
2. Firmly push and rotate EMT onto fitting a minimum 1/2"
3. For connector, install into knockout with locknut. Hand-tighten plus 1/4 turn

Removal

1. Turn counter-clockwise to remove from EMT
2. Fitting is ready to be reused.*

* Fittings have not been investigated for reusability.
Reusability should be determined by the installer and the AHJ.



**Mighty-Bite™
Dry-Location Connectors**



cULus File No. E24001

Catalog Number	Trade Size	Unit Qty.	Std. Pkg.
250-MB	1/2"	25	250
251-MB	3/4"	25	250
Concrete-tight.			

**Mighty-Bite™ Dry-Location Connectors
(Insulated)**



cULus File No. E24001

Catalog Number	Trade Size	Unit Qty.	Std. Pkg.
250-MBI	1/2"	25	250
251-MBI	3/4"	25	250
Concrete-tight.			

Mighty-Seal® Raintight Connectors



cULus File No. E24001



Catalog Number	Trade Size	Unit Qty.	Std. Pkg.
250-MSRT	1/2"	25	250
251-MSRT	3/4"	25	250

**Mighty-Seal® Raintight Connectors
(Insulated)**



cULus File No. E24001



Catalog Number	Trade Size	Unit Qty.	Std. Pkg.
250-MSRTI	1/2"	25	250
251-MSRTI	3/4"	25	250

Mighty-Bite™ Dry-Location Couplings



cULus File No. E24001

Catalog Number	Trade Size	Unit Qty.	Std. Pkg.
260-MB	1/2"	25	250
261-MB	3/4"	25	250
Concrete-tight.			

Mighty-Seal® Raintight Couplings



cULus File No. E24001



Catalog Number	Trade Size	Unit Qty.	Std. Pkg.
260-MSRT	1/2"	25	250
261-MSRT	3/4"	25	200

**Mighty-Merge® 280SPMB
Snap-in/Push-in
Transition Couplings**



280SPMB

The patented Mighty-Merge design has a quick install snap-in end for AC/MC cables and flexible metal conduit and a labor saving push-in end for EMT. Ideal for transitioning fixture whips above the drop ceiling and for continuing the speed of MC down the wall to emergency lights.

 File No. E9391

Zinc Die Cast

Catalog Number	EMT	Flex	Nonmetallic Cable Range*		AC/MC Cable Range		Unit Qty.	Std. Pkg.
	Trade Size	Trade Size	Min.	Max.	Min.	Max.		
280SPMB	1/2"	3/8"	---	---	14/2 (.43")	10/3 (.61")	25	100

Liquid Tight Fittings

Liquid Tight Connectors, Straight & 90°



429-NMLT

470-NMLT

Nonmetallic straight and 90° connectors for use with nonmetallic "Type B" liquid tight conduit. Sunlight resistant.

 File No. E9391



Straight Nonmetallic

Catalog Number	Trade Size	Unit Qty.	Std. Pkg.
429-NMLT	3/8"	25	100
430-NMLT	1/2"	25	100
431-NMLT	3/4"	10	50
432-NMLT	1"	5	25
433-NMLT	1 1/4"	5	25
434-NMLT	1 1/2"	2	10
435-NMLT	2"	2	10

90° Nonmetallic

Catalog Number	Trade Size	Unit Qty.	Std. Pkg.
469-NMLT	3/8"	25	100
470-NMLT	1/2"	25	100
471-NMLT	3/4"	10	50
472-NMLT	1"	5	25
473-NMLT	1 1/4"	2	10
474-NMLT	1 1/2"	2	10
475-NMLT	2"	2	10


Screw-On Liquid Tight Connectors, Straight & 90°



430-NMLTS

470-NMLTS

Nonmetallic straight and 90° connectors for use with nonmetallic "Type B" liquid tight conduit. Connectors simply screw onto conduit. No tools required! Sunlight resistant.

 File No. E9391



Straight Nonmetallic

Catalog Number	Trade Size	Unit Qty.	Std. Pkg.
430-NMLTS	1/2"	25	100
431-NMLTS	3/4"	25	100

90° Nonmetallic

Catalog Number	Trade Size	Unit Qty.	Std. Pkg.
470-NMLTS	1/2"	10	100
471-NMLTS	3/4"	10	100



Push-On, Swivel Type Multi-Angle Connectors 0-90°



Nonmetallic

Catalog Number	Trade Size	Unit Qty.	Std. Pkg.
480-NMLTS	1/2"	10	100
481-NMLTS	3/4"	10	100

Push-on, multi-angle connectors for nonmetallic "Type B" liquid tight conduit. Simply push the connector into the conduit and tighten the domed sealing nut. Molded of Type 6 nylon. Resists salt water, weak acids, gasoline, alcohol, oil, grease, and many common solvents.

 File No. E9391

Liquid Tight Connectors, Straight




Zinc Die Cast

Catalog Number	Trade Size	Unit Qty.	Std. Pkg.
429-LT2	3/8"	25	100
430-LT2	1/2"	25	100
431-LT2	3/4"	10	50
432-LT2	1"	5	25
433-LT2	1 1/4"	5	20
434-LT2	1 1/2"	2	10
435-LT2	2"	2	20
436-LT2	2 1/2"	1	5
437-LT2	3"	1	5
438-LT2	3 1/2"	1	5
439-LT2	4"	1	5

Straight connector for use with metallic and nonmetallic "Type B" liquid tight conduit.

Suitable for use in Class 1 Division 2, - Class II, Divisions 1 & 2; and Class III, Divisions 1 & 2 per NEC 501.30 (B)

 File No. E9391

 File No. LR39354

Zinc Die Cast / Insulated Throat - 105°C

Catalog Number	Trade Size	Unit Qty.	Std. Pkg.
429-LTI2	3/8"	25	100
430-LTI2	1/2"	25	100
431-LTI2	3/4"	10	50
432-LTI2	1"	5	25
433-LTI2	1 1/4"	5	20
434-LTI2	1 1/2"	2	10
435-LTI2	2"	2	20
436-LTI2	2 1/2"	1	5
437-LTI2	3"	1	5
438-LTI2	3 1/2"	1	5
439-LTI2	4"	1	5


Polyolefin Coated Liquid Tight Connectors, Straight



Bridgeport Fittings' New LT2C Coated Liquid-tight Connectors offer superior protection for your coated raceway. These are the only listed fittings suitable for Direct Burial in earth and concrete, as well as for above-ground use. The polyolefin coating provides a durable shield when installed in corrosive environments. They provide a liquid (concrete, water, and oil) tight seal, and are listed for use with both metallic and non-metallic "Type B" liquid tight flexible conduit.

Polyolefin is an alternative material to Polyvinyl Chloride (PVC). It provides superior chemical, corrosion, and UV protection to your typical PVC coating, and it is environmentally friendly. The strong, flexible properties resists cracking, abra-sion and impact damage. Unlike PVC, nicks or cuts in the polyolefin coating can be repaired by heating the surface until the coating flows, without the possibility of ignition.

Suitable for use in Class I, Div 2; Class II, Div 1 and 2; and Class III, Div 1 and 2 hazardous locations..

 File No. E9391

Zinc Die Cast

Catalog Number	Trade Size	Unit Qty.	Std. Pkg.
431-LT2C	3/4"	10	50
432-LT2C	1"	5	25
435-LT2C	2"	2	20

Liquid Tight Connectors, Straight



Steel



Malleable

Straight connector for use with metallic liquid tight conduit.

Suitable for use in Class 1 Division 2, - Class II, Divisions 1 & 2; and Class III, Divisions 1 & 2 per NEC 501.30 (B)

UL File No. E9391: 429-MLT thru 432-MLT; 436-SLT thru 439-SLT; 429-MLTI thru 432-MLTI

UL File No. E9391: Steel and 436-SLTI thru 439-SLTI

SP File No. LR39354: Steel

***Note:** UL Listing not applicable to 5" & 6" Malleable Iron.

Steel

Catalog Number	Trade Size	Unit Qty.	Std. Pkg.
429-SLT	3/8"	25	100
430-SLT	1/2"	25	100
431-SLT	3/4"	10	50
432-SLT	1"	5	25

Steel / Insulated Throat - 105°C

Catalog Number	Trade Size	Unit Qty.	Std. Pkg.
429-SLTI	3/8"	25	100
430-SLTI	1/2"	25	100
431-SLTI	3/4"	10	50
432-SLTI	1"	5	25

Malleable Iron



Catalog Number	Trade Size	Unit Qty.	Std. Pkg.
433-SLT	1 1/4"	5	20
434-SLT	1 1/2"	2	10
435-SLT	2"	2	20
436-SLT	2 1/2"	1	5
437-SLT	3"	1	5
438-SLT	3 1/2"	1	5
439-SLT	4"	1	5
440-SLT	5"	---	2
441-SLT	6"	---	1

Malleable Iron / Insulated Throat - 105°C



Catalog Number	Trade Size	Unit Qty.	Std. Pkg.
433-SLTI	1 1/4"	5	20
434-SLTI	1 1/2"	2	10
435-SLTI	2"	2	20
436-SLTI	2 1/2"	1	5
437-SLTI	3"	1	5
438-SLTI	3 1/2"	1	5
439-SLTI	4"	1	5
440-SLTI	5"	---	2
441-SLTI	6"	---	1

Liquid Tight Fittings

Made in the USA Liquid Tight Connectors, Straight



Straight connectors for use with metallic liquid tight conduit. Zinc Electroplated.

Suitable for use in Class 1 Division 2, - Class II, Divisions 1 & 2; and Class III, Divisions 1 & 2 per NEC 501.30 (B)

 File No. E9391

Malleable Iron

Catalog Number	Trade Size	Unit Qty.	Std. Pkg.
429-SLTUS	3/8"	25	100
430-SLTUS	1/2"	25	100
431-SLTUS	3/4"	10	50
432-SLTUS	1"	5	25
433-SLTUS	1 1/4"	5	20
434-SLTUS	1 1/2"	2	10
435-SLTUS	2"	2	20

Steel

Catalog Number	Trade Size	Unit Qty.	Std. Pkg.
436-SLTUS	2 1/2"	1	5
437-SLTUS	3"	1	5
438-SLTUS	3 1/2"	1	5
439-SLTUS	4"	1	5

Steel

Catalog Number	Trade Size	Unit Qty.	Std. Pkg.
436-SLTIUS	2 1/2"	1	5
437-SLTIUS	3"	1	5
438-SLTIUS	3 1/2"	1	5
439-SLTIUS	4"	1	5

Malleable Iron / Insulated Throat - 105°C


Catalog Number	Trade Size	Unit Qty.	Std. Pkg.
429-SLTIUS	3/8"	25	100
430-SLTIUS	1/2"	25	100
431-SLTIUS	3/4"	10	50
432-SLTIUS	1"	5	25
433-SLTIUS	1 1/4"	5	20
434-SLTIUS	1 1/2"	2	10
435-SLTIUS	2"	2	20


Liquid Tight Connectors, 45°



45° connector for use with metallic liquid tight conduit.

Suitable for use in Class 1 Division 2, - Class II, Divisions 1 & 2; and Class III, Divisions 1 & 2 per NEC 501.30 (B)

 File No. E9391

 File No. LR39354

Malleable Iron

Catalog Number	Trade Size	Unit Qty.	Std. Pkg.
449-SLT	3/8"	25	100
450-SLT	1/2"	25	100
451-SLT	3/4"	10	50
452-SLT	1"	5	25
453-SLT	1 1/4"	5	25
454-SLT	1 1/2"	2	10
455-SLT	2"	1	5
456-SLT	2 1/2"	---	1
457-SLT	3"	---	1
458-SLT	3 1/2"	---	1
459-SLT	4"	---	1

Malleable Iron / Insulated Throat - 105°C


Catalog Number	Trade Size	Unit Qty.	Std. Pkg.
449-SLTI	3/8"	25	100
450-SLTI	1/2"	25	100
451-SLTI	3/4"	10	50
452-SLTI	1"	5	25
453-SLTI	1 1/4"	5	25
454-SLTI	1 1/2"	2	10
455-SLTI	2"	1	5
456-SLTI	2 1/2"	---	1
457-SLTI	3"	---	1
458-SLTI	3 1/2"	---	1
459-SLTI	4"	---	1

Made in the USA Liquid Tight Connectors, 45°



45° malleable iron connectors for use with metallic liquid tight conduit. Zinc Electroplated.

Suitable for use in Class 1 Division 2, - Class II, Divisions 1 & 2; and Class III, Divisions 1 & 2 per NEC 501.30 (B)

 File No. E9391

Malleable Iron

Catalog Number	Trade Size	Unit Qty.	Std. Pkg.
449-SLTUS	3/8"	25	100
450-SLTUS	1/2"	25	100
451-SLTUS	3/4"	10	50
452-SLTUS	1"	5	25
453-SLTUS	1 1/4"	5	25
454-SLTUS	1 1/2"	2	10
455-SLTUS	2"	1	5
456-SLTUS	2 1/2"	---	1
457-SLTUS	3"	---	1
458-SLTUS	3 1/2"	---	1
459-SLTUS	4"	---	1

Malleable Iron / Insulated Throat - 105°C

Catalog Number	Trade Size	Unit Qty.	Std. Pkg.
449-SLTIUS	3/8"	25	100
450-SLTIUS	1/2"	25	100
451-SLTIUS	3/4"	10	50
452-SLTIUS	1"	5	25
453-SLTIUS	1 1/4"	5	25
454-SLTIUS	1 1/2"	2	10
455-SLTIUS	2"	1	5
456-SLTIUS	2 1/2"	---	1
457-SLTIUS	3"	---	1
458-SLTIUS	3 1/2"	---	1
459-SLTIUS	4"	---	1


Liquid Tight Connectors, 90°



90° connector for use with metallic and nonmetallic "Type B" liquid tight conduit.

Suitable for use in Class 1 Division 2, - Class II, Divisions 1 & 2; and Class III, Divisions 1 & 2 per NEC 501.30 (B)

 File No. E9391

 File No. LR39354

Die Cast Zinc

Catalog Number	Trade Size	Unit Qty.	Std. Pkg.
469-LT2	3/8"	25	100
470-LT2	1/2"	25	100
471-LT2	3/4"	10	50
472-LT2	1"	5	25
473-LT2	1 1/4"	5	25

Die Cast Zinc / Insulated Throat - 105°C

Catalog Number	Trade Size	Unit Qty.	Std. Pkg.
469-LTI2	3/8"	25	100
470-LTI2	1/2"	25	100
471-LTI2	3/4"	10	50
472-LTI2	1"	5	25
473-LTI2	1 1/4"	5	2

Cast Zinc

Catalog Number	Trade Size	Unit Qty.	Std. Pkg.
474-LT2	1 1/2"	2	10
475-LT2	2"	---	5
476-LT2	2 1/2"	---	1
477-LT2	3"	---	1
478-LT2	3 1/2"	---	1
479-LT2	4"	---	1

Cast Zinc / Insulated Throat - 105°C

Catalog Number	Trade Size	Unit Qty.	Std. Pkg.
474-LTI2	1 1/2"	2	10
475-LTI2	2"	---	5
476-LTI2	2 1/2"	---	1
477-LTI2	3"	---	1
478-LTI2	3 1/2"	---	1
479-LTI2	4"	---	1

Liquid Tight Connectors, 90°



Steel



Malleable Iron



90° connector for use with metallic liquid tight conduit.

Suitable for use in Class 1 Division 2, - Class II, Divisions 1 & 2; and Class III, Divisions 1 & 2 per NEC 501.30 (B)

UL File No. E9391: Steel: 476-SLT thru 479-SLT;
476-SLTI thru 479-SLTI

SP File No. LR39354: Steel

Steel

Catalog Number	Trade Size	Unit Qty.	Std. Pkg.
469-SLT	3/8"	25	100
470-SLT	1/2"	25	100
471-SLT	3/4"	10	50
472-SLT	1"	5	25
473-SLT	1 1/4"	5	25
474-SLT	1 1/2"	2	10
475-SLT	2"	---	5

Steel / Insulated Throat - 105°C

Catalog Number	Trade Size	Unit Qty.	Std. Pkg.
469-SLTI	3/8"	25	100
470-SLTI	1/2"	25	100
471-SLTI	3/4"	10	50
472-SLTI	1"	5	25
473-SLTI	1 1/4"	5	25
474-SLTI	1 1/2"	2	10
475-SLTI	2"	---	5

Malleable Iron

Catalog Number	Trade Size	Unit Qty.	Std. Pkg.
476-SLT	2 1/2"	---	1
477-SLT	3"	---	1
478-SLT	3 1/2"	---	1
479-SLT	4"	---	1

Malleable Iron / Insulated Throat - 105°C

Catalog Number	Trade Size	Unit Qty.	Std. Pkg.
476-SLTI	2 1/2"	---	1
477-SLTI	3"	---	1
478-SLTI	3 1/2"	---	1
479-SLTI	4"	---	1

Made in the USA Liquid Tight Connectors, 90°



90° malleable iron connectors for use with metallic liquid tight conduit. Zinc Electroplated.

Suitable for use in Class 1 Division 2, - Class II, Divisions 1 & 2; and Class III, Divisions 1 & 2 per NEC 501.30 (B)

 File No. E9391

Malleable Iron

Catalog Number	Trade Size	Unit Qty.	Std. Pkg.
469-SLTUS	3/8"	25	100
470-SLTUS	1/2"	25	100
471-SLTUS	3/4"	10	50
472-SLTUS	1"	5	25
473-SLTUS	1 1/4"	5	25
474-SLTUS	1 1/2"	2	10
475-SLTUS	2"	---	5
476-SLTUS	2 1/2"	---	1
477-SLTUS	3"	---	1
478-SLTUS	3 1/2"	---	1
479-SLTUS	4"	---	1

Malleable Iron / Insulated Throat - 105°C

Catalog Number	Trade Size	Unit Qty.	Std. Pkg.
469-SLTIUS	3/8"	25	100
470-SLTIUS	1/2"	25	100
471-SLTIUS	3/4"	10	50
472-SLTIUS	1"	5	25
473-SLTIUS	1 1/4"	5	25
474-SLTIUS	1 1/2"	2	10
475-SLTIUS	2"	---	5
476-SLTIUS	2 1/2"	---	1
477-SLTIUS	3"	---	1
478-SLTIUS	3 1/2"	---	1
479-SLTIUS	4"	---	1


Combination Couplings



Coupling used to join either metallic or nonmetallic "Type B" liquid tight to EMT. Concrete-tight. UL Listed "Raintight".

 File No. E24001 4360-DC and 4361-DC

 File No. LR39354 4360-DC and 4361-DC

 File No. E24001: 4362-DC thru 4365-DC



Zinc Die Cast

Catalog Number	EMT Trade Size	LT Trade Size	Unit Qty.	Std. Pkg.
4360-DC	1/2"	1/2"	25	100
4361-DC	3/4"	3/4"	10	50
4362-DC	1"	1"	10	50
4363-DC	1 1/4"	1 1/4"	5	25
4364-DC	1 1/2"	1 1/2"	5	25
4365-DC	2"	2"	5	20

Raintight Combination Couplings



Used to join rigid or IMC to metallic liquid tight conduit. Concrete-tight.

 File No. E9391



Steel

Catalog Number	LT Trade Size	Rigid Trade Size	Unit Qty.	Std. Pkg.
4369-LT	3/8"	1/2"	25	125
4370-LT	1/2"	1/2"	20	100
4371-LT	3/4"	3/4"	10	50
4372-LT	1"	1"	5	25
4373-LT	1 1/4"	1 1/4"	4	20
4374-LT	1 1/2"	1 1/2"	3	15
4375-LT	2"	2"	2	10

Liquid Tight Sealing Rings



Provides liquid tight sealing with connector to box or enclosure.

UL File No. E11259



Polyethylene with Steel Retainer

Catalog Number	Trade Size	Unit Qty.	Std. Pkg.
SR-050	1/2"	100	400
SR-075	3/4"	100	400
SR-100	1"	100	400
SR-125	1 1/4"	50	200
SR-150	1 1/2"	50	200
SR-200	2"	50	200
SR-250	2 1/2"	---	5
SR-300	3"	---	5
SR-350	3 1/2"	---	5
SR-400	4"	---	5

Mighty-Hold® Universal Clamp Straps



One piece clamp back and strap secures both cable and conduit. Secures EMT, Rigid, IMC, Metallic Liquid Tight, Nonmetallic Liquid Tight, FMC, and Schedule 40 and Schedule 80 PVC conduit, as well as steel and aluminum AC/MC cable. Patented.

UL File No. E161206

ETL All UCSC sizes



Zinc Plated Steel

Catalog Number	Trade Size	Unit Qty.	Std. Pkg.
UCS-5075	1/2" - 3/4"	50	250
UCS-75100	3/4" - 1"	50	250
UCS-100125	1" - 1 1/4"	25	100
UCS-125150	1 1/4" - 1 1/2"	--	25
UCS-150200	1 1/2" - 2"	--	25

Polyolefin Coated Steel

Catalog Number	Trade Size	Unit Qty.	Std. Pkg.
UCSC-5075	1/2"-3/4"	50	250
UCSC-75100	3/4"-1"	50	250
UCSC100125	1" - 1 1/4"	25	100
UCSC125150	1 1/4" - 1 1/2"	--	25
UCSC150200	1 1/2" - 2"	--	25

Notes

Mighty-Seal® Raintight PUSH-EMT® Connectors



Connecting EMT has never been this fast and easy. Simply push the connector onto the conduit for a raintight/wet location seal. Removable and reusable. Approximately 75% quicker to install than conventional fittings. Patented.

 File No. E24001



Zinc Die Cast

Catalog Number	Trade Size	Unit Qty.	Std. Pkg.
250-MSRT	1/2"	25	250
251-MSRT	3/4"	25	250

Zinc Die Cast / Insulated Throat - 105°C

Catalog Number	Trade Size	Unit Qty.	Std. Pkg.
250-MSRTI	1/2"	25	250
251-MSRTI	3/4"	25	250

Mighty-Seal® PUSH-EMT® Couplings



Connecting EMT has never been this fast and easy. Simply push the coupling onto the conduit for a raintight/wet location seal. Removable and reusable. Approximately 75% quicker to install than conventional fittings. Patented.

 File No. E24001




Zinc Die Cast

Catalog Number	Trade Size	Unit Qty.	Std. Pkg.
260-MSRT	1/2"	25	250
261-MSRT	3/4"	25	250

Made in the USA Raintight Compression Connectors



Compression style connector with internal sealing ring and knockout gasket to create a raintight seal when connecting EMT to box or enclosure. Patented.

 File No. E24001



Zinc Die Cast

Catalog Number	Trade Size	Unit Qty.	Std. Pkg.
250-RT2US	1/2"	50	500
251-RT2US	3/4"	25	250
252-RT2	1"	15	150
253-RT2	1 1/4"	10	100
254-RT2	1 1/2"	10	40
255-RT2	2"	---	10
256-RT2	2 1/2"	---	12
257-RT2	3"	---	12
258-RT2*	3 1/2"	---	6
259-RT2*	4"	---	6

*Consult factory for availability.

Zinc Die Cast / Insulated Throat - 105°C


Catalog Number	Trade Size	Unit Qty.	Std. Pkg.
250-RTI2US	1/2"	50	500
251-RTI2US	3/4"	25	250
252-RTI2	1"	15	150
253-RTI2	1 1/4"	10	100
254-RTI2	1 1/2"	10	40
255-RTI2	2"	---	10
256-RTI2	2 1/2"	---	12
257-RTI2	3"	---	12
258-RTI2*	3 1/2"	---	6
259-RTI2*	4"	---	6

*Consult factory for availability.

Raintight Compression Connectors



Compression style connector with internal sealing ring and knockout gasket to create a raintight seal when connecting EMT to box or enclosure. Patented.

 File No. E24001



Zinc Die Cast

Catalog Number	Trade Size	Unit Qty.	Std. Pkg.
250-RT2	1/2"	50	500
251-RT2	3/4"	25	250

Zinc Die Cast / Insulated Throat - 105°C

Catalog Number	Trade Size	Unit Qty.	Std. Pkg.
250-RTI2	1/2"	50	500
251-RTI2	3/4"	25	250

Raintight Compression Couplings



Zinc Die Cast

Catalog Number	Trade Size	Unit Qty.	Std. Pkg.
260-RT	1/2"	50	500
261-RT	3/4"	25	250

Compression style coupling used to join two lengths of EMT. Internal sealing rings create a raintight seal. Patented.

cUL_{us} File No. E24001

Made in the USA Raintight Compression Couplings



Zinc Die Cast

Catalog Number	Trade Size	Unit Qty.	Std. Pkg.
260-RTUS	1/2"	50	500
261-RTUS	3/4"	25	250
262-RT	1"	15	150
263-RT	1 1/4"	10	100
264-RT	1 1/2"	10	40
265-RT	2"	---	10
266-RT	2 1/2"	---	12
267-RT	3"	---	12
268-RT*	3 1/2"	---	6
269-RT*	4"	---	6

Compression style coupling used to join two lengths of EMT. Internal sealing rings create a raintight seal. Patented.

cUL_{us} File No. E24001

*Consult factory for availability.

Raintight Compression Connectors



Compression type connector with internal sealing ring and knockout gasket to create a raintight seal when connecting EMT to box or enclosure.

File No. E24001

Steel

Catalog Number	Trade Size	Unit Qty.	Std. Pkg.
250-SRT	1/2"	25	250
251-SRT	3/4"	25	250
252-SRT	1"	10	100
253-SRT	1 1/4"	---	25
254-SRT	1 1/2"	---	25
255-SRT	2"	---	10
256-SRT	2 1/2"	2	10
257-SRT	3"	2	10
258-SRT	3 1/2"	---	6
259-SRT	4"	---	6

Steel / Insulated Throat - 105°C

Catalog Number	Trade Size	Unit Qty.	Std. Pkg.
250-SRTI	1/2"	25	250
251-SRTI	3/4"	25	250
252-SRTI	1"	10	100
253-SRTI	1 1/4"	---	25
254-SRTI	1 1/2"	---	25
255-SRTI	2"	---	10
256-SRTI	2 1/2"	2	10
257-SRTI	3"	2	10
258-SRTI	3 1/2"	---	6
259-SRTI	4"	---	6

Raintight Compression Couplings



Compression style coupling used to join two lengths of EMT. Internal sealing rings create a raintight seal. Concrete-tight/Raintight. Patented.

File No. E24001

Steel

Catalog Number	Trade Size	Unit Qty.	Std. Pkg.
260-SRT	1/2"	25	250
261-SRT	3/4"	20	200
262-SRT	1"	10	100
263-SRT	1 1/4"	---	25
264-SRT	1 1/2"	---	25
265-SRT	2"	---	10
266-SRT	2 1/2"	2	10
267-SRT	3"	2	10
268-SRT	3 1/2"	---	6
269-SRT	4"	---	6

Mighty-Merge® Raintight Combination Couplings



Couplings used to transition EMT to rigid for a secure raintight/wet location seal. Patented.

Listed

Zinc Die Cast

Catalog Number	EMT Trade Size	Rigid Trade Size	Unit Qty.	Std. Pkg.
290-RT	1/2"	1/2"	25	100
291-RT	3/4"	3/4"	25	100
292-RT	1"	1"	10	50

UF Connectors



Connector provides watertight seal around underground feeder cable. Tapered (NPT) threads.

File No. E11698

Zinc Die Cast

Catalog Number	Trade Size	Cable Size		Unit Qty.	Std. Pkg.
		Min.	Max.		
761-UF	1/2"	14/2 (.250")	10/2 (.500")	25	100
762-UF	3/4"	14/3 (.260")	10/3 (.720")	10	50

Watertight Service Entrance Cable Connectors



Compression type connector which provides watertight seal around service entrance cable.

Zinc Die Cast

Catalog Number	K.O. Size	Grommet Opening Size	Unit Qty.	Std. Pkg.
763-4	1"	.520" x .840"	10	100
763-6	1"	.440" x .700"	10	100
763-8	1"	.406" x .688"	10	100
764-2	1 1/4"	.600" x 1.000"	5	50
764-2N	1 1/4"	.665" x 1.094"	5	50
764-3	1 1/4"	.560" x .950"	5	50
765-2	1 1/2"	.865" x 1.325"	---	25
765-3	1 1/2"	.875" x 1.375"	---	25
766-2	2"	.860" x 1.340"	---	10
766-3	2"	.870" x 1.370"	---	10
766-4	2"	.900" x 1.500"	---	10
766-4N	2"	1.100" x 1.750"	---	10

Combination Couplings



Coupling used to join either metallic or nonmetallic (Type "B") liquid tight to EMT. Concrete-tight. UL Listed "Raintight".

UL File No. E24001: 4360-DC and 4361-DC

SP File No. LR39354: 4360-DC and 4361-DC

cULus File No. E24001: 4262-DC thru 4365-DC

Zinc Die Cast

Catalog Number	EMT Trade Size	LT Trade Size	Unit Qty.	Std. Pkg.
4360-DC	1/2"	1/2"	25	100
4361-DC	3/4"	3/4"	10	50
4362-DC	1"	1"	10	50
4363-DC	1 1/4"	1 1/4"	5	25
4364-DC	1 1/2"	1 1/2"	5	25
4365-DC	2"	2"	5	20

Raintight Combination Couplings



Used to join rigid or IMC to metallic liquid tight conduit. Concrete-tight.

UL Listed "Raintight"

cULus File No. E9391

Steel

Catalog Number	LT Trade Size	Rigid Trade Size	Unit Qty.	Std. Pkg.
4369-LT	3/8"	1/2"	25	125
4370-LT	1/2"	1/2"	20	100
4371-LT	3/4"	3/4"	10	50
4372-LT	1"	1"	5	25
4373-LT	1 1/4"	1 1/4"	4	20
4374-LT	1 1/2"	1 1/2"	3	15
4375-LT	2"	2"	2	10

Threaded Hubs



To secure threaded rigid service entrance conduit to box or enclosure. Insulated throat rated 105°C. BUNA-N sealing ring completely encircles knockout to prevent contaminants from entering enclosure. Concrete-tight.

cULus File No. E9391: Type 4 - Water Tight

SP File No. LR39354

Note: UL listing not applicable to 5" & 6" Malleable Iron.

Zinc Die Cast

Catalog Number	Trade Size	Unit Qty.	Std. Pkg.
151-DC	1/2"	25	100
152-DC	3/4"	25	100
153-DC	1"	10	50
154-DC	1 1/4"	5	25
155-DC	1 1/2"	2	20
156-DC	2"	2	20
157-DC	2 1/2"	---	10
158-DC	3"	---	5
159-DC	3 1/2"	1	5
160-DC	4"	1	5

Mighty-Align® Self-Aligning, Raintight, Three-Piece Conduit Couplings



Used to join two lengths of threaded rigid and IMC conduit. Patented.


UL File No. E9391



Malleable Iron

Catalog Number	Trade Size	Unit Qty.	Std. Pkg.
1121-RT	1/2"	25	100
1122-RT	3/4"	10	100
1123-RT	1"	5	50
1124-RT	1 1/4"	---	25
1125-RT	1 1/2"	---	20
1126-RT	2"	---	10
1127-RT	2 1/2"	---	5
1128-RT	3"	---	5
1129-RT	3 1/2"	---	4
1130-RT	4"	---	5

Mighty-Seal® Raintight Reducing Sealing Washers



Used when a concentric knockout breaks out larger than expected. Maintains NEMA 3R rating on listed enclosures. Includes one coated and one uncoated washer. Coated washer installs on the exterior of the box. Sunlight resistant. Patent Pending.

UL File No. E11259



Coated Galvanized Steel

Catalog Number	Trade Size	Unit Qty.	Std. Pkg.
1061-RT	3/4" - 1/2"	20	200
1062-RT	1" - 1/2"	20	200
1063-RT	1" - 3/4"	20	200
1064-RT	1 1/4" - 1/2"	20	200
1065-RT	1 1/4" - 3/4"	20	200
1066-RT	1 1/4" - 1"	20	200
1071-RT	2" - 1/2"	10	100
1072-RT	2" - 3/4"	10	100
1073-RT	2" - 1"	10	100
1074-RT	2" - 1 1/4"	10	100

Sealing Locknuts



Used to provide raintight seal when fastening threaded conduit to unthreaded opening in a box or enclosure.

UL File No. E9391

Steel / PVC Seal

Catalog Number	Trade Size	Unit Qty.	Std. Pkg.
141	1/2"	50	200
142	3/4"	25	100
143	1"	25	100
144	1 1/4"	25	100
145	1 1/2"	25	100
146	2"	25	100
147	2 1/2"	5	25
148	3"	5	25
149	3 1/2"	5	25
150	4"	5	25

Liquid Tight Sealing Rings



Provides liquid tight sealing with connector to box or enclosure.

UL File No. E11259

Polyethylene With Steel Retainer

Catalog Number	Trade Size	Unit Qty.	Std. Pkg.
SR-050	1/2"	100	400
SR-075	3/4"	100	400
SR-100	1"	100	400
SR-125	1 1/4"	50	200
SR-150	1 1/2"	50	200
SR-200	2"	50	200
SR-250	2 1/2"	---	5
SR-300	3"	---	5
SR-350	3 1/2"	---	5
SR-400	4"	---	5

Mighty-Seal® PVC Jacketed MC and TECK Cable Connectors



CONCRETE-TIGHT RAIN TIGHT

For connecting PVC jacketed MC cable (parking deck/lot cable) or TECK cable to box or enclosure. Simply strip 7/8" to 1" of jacket from end of cable, loosen nut, and push cable into connector until cable reaches end stop. Tighten nut for raintight connection. Knockout gasket provides positive seal at 1/2" K.O. NPT tapered threads permits installation in threaded boxes. The 595-DC2C, 596-DC2C and 895-DC2C have a polyolefin coating and are listed for direct burial. Concrete-tight. Patented.

UL File No. E20534 (except 595-DC2C, 596-DC2C and 895-DC2C)

ETL Listed: 595-DC2C, 596-DC2C and 895-DC2C

Zinc Die Cast

Catalog Number	K.O. Size	TECK Cable Range		MC Cable Range		Unit Qty.	Std. Pkg.
		Min.	Max.	Min.	Max.		
595-DC2	1/2"	14/2 (.61")	12/2 (.72")	12/2 (.50")	10/3 (.61")	15	60
596-DC2	1/2"	14/3 (.685")	10/3 (.80")	10/4 (.61")	8/3 (.69")	15	60
895-DC2*	1/2"	14/2 (.61")	12/2 (.72")	12/2 (.50")	10/3 (.61")	10	40

Zinc Die Cast / Insulated Throat - 105°C

Catalog Number	K.O. Size	TECK Cable Range		MC Cable Range		Unit Qty.	Std. Pkg.
		Min.	Max.	Min.	Max.		
595-DCI2	1/2"	14/2 (.61")	12/2 (.72")	12/2 (.50")	10/3 (.61")	15	60
596-DCI2	1/2"	14/3 (.685")	10/3 (.80")	10/4 (.61")	8/3 (.69")	15	60
895-DCI2*	1/2"	14/2 (.61")	12/2 (.72")	12/2 (.50")	10/3 (.61")	10	40

Zinc Die Cast / Polyolefin Coating

Catalog Number	K.O. Size	TECK Cable Range		MC Cable Range		Unit Qty.	Std. Pkg.
		Min.	Max.	Min.	Max.		
595-DC2C	1/2"	14/2 (.61")	12/2 (.72")	12/2 (.50")	10/3 (.61")	10	40
596-DC2C	1/2"	14/3 (.685")	10/3 (.80")	10/4 (.61")	8/3 (.69")	15	60
895-DC2C*	1/2"	14/2 (.61")	12/2 (.72")	12/2 (.50")	10/3 (.61")	10	40

* 90° version

Mighty-Rite® Split Grounding Bushings



Install your bushings before or after pulling wire and making connections. Mighty-Rite's innovative hinged design adjusts and aligns easier – even in tight spots. Our adjustable lay-in lugs accept and position conductors for simple access. Mighty-Rite's unique split design and ease-of-use allows shorter facility downtime when upgrading existing power and data systems.

All Zinc Die Cast Mighty-Rites are now available with Stainless steel hardware, for use in outdoor applications. Stainless steel hardware will be available by October 2016.

150°C Captive Nylon Insulator. Patented.

 File No. E20412



Zinc Die Cast / Aluminum Alloy Lug

Catalog Number	Grounding Lug Wire Capacity		Trade Size	Unit Qty.	Std. Pkg.
	Min. Solid Strand	Max. Solid Strand			
SGB-382CL	14 to 4		3/4"	25	250
SGB-383CL	14 to 4		1"	25	250
SGB-38414	14 to 4		1 1/4"	20	200
SGB-384CL	14 to 1/0		1 1/4"	20	200
SGB-38514	14 to 4		1 1/2"	20	200
SGB-385CL	14 to 1/0		1 1/2"	20	200
SGB-38614	14 to 4		2"	10	100
SGB-386CL	14 to 1/0		2"	10	100
SGB-38740	6 to 250 MCM		2 1/2"	---	25
SGB-387CL	14 to 1/0		2 1/2"	---	25
SGB-38840	6 to 250 MCM		3"	---	25
SGB-388CL	14 to 1/0		3"	---	25
SGB-38940	6 to 250 MCM		3 1/2"	---	25
SGB-389CL	6 to 3/0		3 1/2"	---	25
SGB-39040	6 to 250 MCM		4"	---	20
SGB-390CL	6 to 3/0		4"	---	20

Mighty-Rite® Split Grounding Bushings



Install your bushings before or after pulling wire and making connections. Mighty-Rite's innovative hinged design adjusts and aligns easier – even in tight spots. Our adjustable lay-in lugs accept and position conductors for simple access. Mighty-Rite's unique split design and ease-of-use allows shorter facility downtime when upgrading existing power and data systems.

150°C Captive Nylon Insulator. Patented.

 File No. E20412

Steel / Aluminum Alloy Lug

Catalog Number	Grounding Lug Wire Capacity		Trade Size	Unit Qty.	Std. Pkg.
	Min. Solid Strand	Max. Solid Strand			
SGBS-381CL	14 to 4		1/2"	25	250
SGBS-382CL	14 to 4		3/4"	25	250
SGBS-383CL	14 to 4		1"	25	250
SGBS-38414	14 to 4		1 1/4"	20	200
SGBS-384CL	14 to 1/0		1 1/4"	20	200
SGBS-38514	14 to 4		1 1/2"	20	200
SGBS-385CL	14 to 1/0		1 1/2"	20	200
SGBS-38614	14 to 4		2"	10	100
SGBS-386CL	14 to 1/0		2"	10	100
SGBS-38740	6 to 250 MCM		2 1/2"	---	25
SGBS-387CL	14 to 1/0		2 1/2"	---	25
SGBS-38840	6 to 250 MCM		3"	---	25
SGBS-388CL	14 to 1/0		3"	---	25
SGBS-38940	6 to 250 MCM		3 1/2"	---	25
SGBS-389CL	6 to 3/0		3 1/2"	---	25
SGBS-39040	6 to 250 MCM		4"	---	20
SGBS-390CL	6 to 3/0		4"	---	20
SGBS-39050	350 to 500 MCM		4"	---	10
SGBS-39150	350 to 500 MCM		5"	---	10
SGBS-39250	350 to 500 MCM		6"	---	10

Mighty-Rite® Nonmetallic Split Bushings



Patented split design allows for installation after conductors have been pulled. Used with a locknut to terminate threaded rigid and IMC to a box or enclosure. Used with a connector to prevent damage to wire insulation. Rated 105°C.

 File No. E9391

Nonmetallic Split Bushing

Catalog Number	Trade Size	Unit Qty.	Std. Pkg.
SB-383NM	1"	25	250
SB-384NM	1 1/4"	20	200
SB-385NM	1 1/2"	20	200
SB-386NM	2"	10	100
SB-387NM	2 1/2"	---	25
SB-388NM	3"	---	25
SB-389NM	3 1/2"	---	25
SB-390NM	4"	---	20

Insulated Grounding Bushings



Used with locknut to terminate service conduit to cabinet. Aluminum alloy lug provided for bonding jumper to neutral busbar. Plastic liner prevents damage to wire insulation.

 File No. E20412

Malleable Iron / Plastic Metaliner - 150°C

Catalog Number	Grounding Lug Wire Capacity		Trade Size	Unit Qty.	Std. Pkg.
	Min. Solid	Max. Strand			
381	14	4	1/2"	50	500
382	14	4	3/4"	50	500
383	14	4	1"	25	250
384	14	1/0	1 1/4"	20	200
384-14	14	4	1 1/4"	20	200
385	14	1/0	1 1/2"	20	200
385-14	14	4	1 1/2"	20	200
386	14	1/0	2"	10	100
386-14	14	4	2"	10	100
387	14	1/0	2 1/2"	---	25
387-40	6	250 MCM	2 1/2"	---	25
388	14	1/0	3"	---	25
388-40	6	250 MCM	3"	---	25
389	14	1/0	3 1/2"	---	25
389-40	6	250 MCM	3 1/2"	---	25
390	14	1/0	4"	---	20
390-40	6	250 MCM	4"	---	20
391	6	250 MCM	5"	---	5
392	6	250 MCM	6"	---	5

Insulated Grounding Bushings



Used with locknut to terminate service conduit to cabinet. Aluminum alloy lug provided for bonding jumper to neutral busbar. Plastic liner prevents damage to wire insulation.

 File No. E20412

Zinc Die Cast / Plastic Metaliner - 150°C

Catalog Number	Grounding Lug Wire Capacity		Trade Size	Unit Qty.	Std. Pkg.
	Min. Solid Strand	Max.			
381-DC	14 to 4		1/2"	50	500
382-DC	14 to 4		3/4"	50	500
383-DC	14 to 4		1"	25	250
384-DC	14 to 1/0		1 1/4"	20	200
384-DC14	14 to 4		1 1/4"	20	200
385-DC	14 to 1/0		1 1/2"	20	200
385-DC14	14 to 4		1 1/2"	20	200
386-DC	14 to 1/0		2"	10	100
386-DC14	14 to 4		2"	10	100
387-DC	14 to 1/0		2 1/2"	---	25
387-DC40	6 to 250 MCM		2 1/2"	---	25
388-DC	14 to 1/0		3"	---	25
388-DC40	6 to 250 MCM		3"	---	25
389-DC	14 to 1/0		3 1/2"	---	25
389-DC40	6 to 250 MCM		3 1/2"	---	25
390-DC	14 to 1/0		4"	---	20
390-DC40	6 to 250 MCM		4"	---	20

Threadless Grounding Bushings



Used to terminate threadless rigid conduit or IMC to a cabinet. Aluminum alloy lug provided for bonding jumper to neutral busbar. Plastic liner prevents damage to wire insulation.

 File No. E20412

Zinc Die Cast / Aluminum Alloy Lug

Catalog Number	Grounding Lug Wire Capacity		Trade Size	Unit Qty.	Std. Pkg.
	Min. Solid Strand	Max.			
TL-381	14 to 4		1/2"	50	500
TL-382	14 to 4		3/4"	50	500
TL-383	14 to 4		1"	25	250
TL-384	8 to 1/0		1 1/4"	20	200
TL-38414	14 to 4		1 1/4"	20	200
TL-385	8 to 1/0		1 1/2"	20	200
TL-38514	14 to 4		1 1/2"	20	200
TL-386	8 to 1/0		2"	10	100
TL-38614	14 to 4		2"	10	100
TL-387	8 to 1/0		2 1/2"	---	25
TL-38740	6 to 250MCM		2 1/2"	---	25
TL-388	8 to 1/0		3"	---	25
TL-38840	6 to 250MCM		3"	---	25
TL-389	6 to 3/0		3 1/2"	---	25
TL-38940	6 to 250MCM		3 1/2"	---	25
TL-390	6 to 3/0		4"	---	20
TL-39040	6 to 250MCM		4"	---	20


Bushings



Used with locknut to protect conductors inside threaded rigid or IMC conduit entering a box. Rounded surface of bushing prevents damage to wire insulation.

 File No. E9391: 321 thru 332

 File No. E11259: 321-B thru 330-B

 File No. LR39354

Plastic - 105°C

Catalog Number	Trade Size	Unit Qty.	Std. Pkg.
321	1/2"	100	1000
322	3/4"	100	1000
323	1"	50	500
324	1 1/4"	---	100
325	1 1/2"	---	100
326	2"	---	50
327	2 1/2"	---	25
328	3"	---	25
329	3 1/2"	---	25
330	4"	---	20
331	5"	---	5
332	6"	---	5

Plastic - 150°C

Catalog Number	Trade Size	Unit Qty.	Std. Pkg.
321-B	1/2"	100	1000
322-B	3/4"	100	1000
323-B	1"	50	500
324-B	1 1/4"	---	100
325-B	1 1/2"	---	100
326-B	2"	---	50
327-B	2 1/2"	---	25
328-B	3"	---	25
329-B	3 1/2"	---	25
330-B	4"	---	20

Insulated Bushings



Used with locknut to protect conductors inside threaded rigid or IMC conduit entering a box. Plastic liner prevents damage to wire insulation. All products rated 150°C except catalog numbers 371 and 372 which are rated 105°C.

 File No. E9391

Malleable Iron / Plastic Metaliner

Catalog Number	Trade Size	Unit Qty.	Std. Pkg.
361	1/2"	100	1000
362	3/4"	100	1000
363	1"	50	500
364	1 1/4"	10	100
365	1 1/2"	10	100
366	2"	10	100
367	2 1/2"	2	10
368	3"	2	10
369	3 1/2"	---	5
370	4"	---	5
371	5"	---	5
372	6"	---	5

Zinc Die Cast / Plastic Metaliner

Catalog Number	Trade Size	Unit Qty.	Std. Pkg.
361-DC	1/2"	100	1000
362-DC	3/4"	100	1000
363-DC	1"	50	500
364-DC	1 1/4"	10	100
365-DC	1 1/2"	10	100
366-DC	2"	10	100
367-DC	2 1/2"	2	10
368-DC	3"	2	10
369-DC	3 1/2"	---	5
370-DC	4"	---	5

Pull Caps



Used for capping EMT, rigid and most bushings.

Polyethylene

Catalog Number	Trade Size	Unit Qty.	Std. Pkg.
341	1/2"	100	1000
342	3/4"	100	1000
343	1"	100	1000
344	1 1/4"	50	250
345	1 1/2"	25	100
346	2"	25	100

Bushing Pennies



Used inside bushing to prevent foreign matter from entering conduit.


Galvanized Steel


Catalog Number	Trade Size	Unit Qty.	Std. Pkg.
1661	1/2"	500	1000
1662	3/4"	250	500
1663	1"	100	200
1664	1 1/4"	50	100
1665	1 1/2"	50	100
1666	2"	50	100
1667	2 1/2"	50	100
1668	3"	50	100
1669	3 1/2"	25	100
1670	4"	25	100
1671	5"	25	100

Knockout Insulating Bushings



Converts metallic box rough edged holes to smooth insulated holes for protection of electrical, voice, data and video cables.

 File No. LR24719

 File No. E240912: 9791 thru 9796


Plastic Rated 105°C

Catalog Number	K.O.	K.O. Dia.	Unit Qty.	Std. Pkg.
9791	1/2"	.875"	100	1000
9792	3/4"	1.109"	100	1000
9793	1"	1.375"	50	500
9794	1 1/4"	1.734"	50	500
9795	1 1/2"	1.984"	25	250
9796	2"	2.469"	20	100
9797	2 1/2"	2.969"	20	100

Stud Bushings

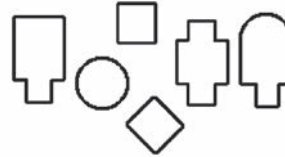


Protects wire insulation from abrasion in metal studs. Bushing allows smooth wire pulling. Used for all pre-punched shaped holes.

 File No. E11259

Polypropylene

Catalog Number	Unit Qty.	Std. Pkg.
9882	50	500



Insulating Bushings



EMT bushing insulates telephone, computer, video and other low voltage wiring from sharp edges of EMT. Complies with NEC Article 300-15(c).

Polyethylene - 90°C

Catalog Number	Trade Size	Unit Qty.	Std. Pkg.
TWB-51	1/2"	100	1000
TWB-52	3/4"	50	500
TWB-53	1"	25	250
TWB-54	1 1/4"	25	250
TWB-55	1 1/2"	---	100
TWB-56	2"	---	50
TWB-57	2 1/2"	---	25
TWB-58	3"	---	25
TWB-59	3 1/2"	---	25
TWB-60	4"	---	25

Double-Snap Snap-In Connector



Simply snap cable into connector and then snap connector into box. No tools required! Refer to the technical guide section for MCI-A and other cables.

File No. E20534

Zinc Die Cast / Insulated Throat – 105°C

Catalog Number	K.O. Size	Flex Trade Size	AC/MC Cable Range		Unit Qty.	Std. Pkg.
			Min.	Max.		
38ADS	1/2"	3/8"	14/2 (.40")	10/3 (.63")	50	500

Double-Snap Snap-In Connector for Old Work



Pull cable into box, snap cable into connector and snap connector into box. No tools required! Refer to the technical guide section for MCI-A and other cables.

File No. E20534

Zinc Die Cast / Insulated Throat – 105°C

Catalog Number	K.O. Size	Flex Trade Size	AC/MC Cable Range		Unit Qty.	Std. Pkg.
			Min.	Max.		
38ACDS	1/2"	3/8"	14/2 (.40")	10/3 (.63")	50	500

Mighty-Merge® Combination Coupling



280SP

280SPMB

The 280SP and 280SPMB are patented Mighty-Merge® Designs. The 280SP has a set screw end for EMT and a Snap-In end for AC/MC cables and flexible metal conduit. The 280SPMB has a Push-In end for EMT and a Snap-In end for AC/MC cables and flexible metal conduit.

Refer to the cable connector compatibility charts in the technical guide section for MCI-A and other cables. Patented.

File No. E9391

Zinc Die Cast


Catalog Number	EMT Trade Size	Trade Size	Unit Qty.	Std. Pkg.
280SP	1/2"	3/8"	25	100
280SPMB	1/2"	3/8"	25	100



Whipper-Snap® Single Screw, Strap Type Connector



For connecting nonmetallic cable to box or enclosure. Also listed for use with SJO cord. Simply snap connector into electrical box. External spring steel locking tabs secures connector to electrical box. Patented Whipper-Snap design.

 File No. E11698

Zinc Die Cast

Catalog Number	K.O. Size	SJO Cord Cable Range		Nonmetallic Cable Range		Unit Qty.	Std. Pkg.
		Min.	Max.	Min.	Max.		
651SP	1/2"	18/3	12/3	(1) 14/2	(1) 10/3	100	1000
				Or			
				(2) 14/2	(2) 12/2		



Whipper-Snap® Duplex Connectors



3838SP



3838ASP

The 3838ASP and 3838SP are double-snap type connectors. Simply snap cables into connector and snap assembly into electrical box. No tools required! Refer to the cable connector compatibility charts in the technical guide section for MCI-A and other cables. Integral internal spring steel locking tabs fasten cable or conduit. External spring steel locking tabs secures connector to electrical box. Suitable for maintaining grounding continuity when installed in accordance with the NEC. Patented Whipper-Snap design.

 File No. E20534

Zinc Die Cast

Catalog Number	K.O. Size	Flex Trade Size	AC/MC Cable Range		Unit Qty.	Std. Pkg.
			Min.	Max.		
3838SP	1/2"	3/8"	14/2 (.38")	10/2 (.59")	20	200



Zinc Die Cast / Insulated Throat - 105°C

Catalog Number	K.O. Size	Flex Trade Size	AC/MC Cable Range		Unit Qty.	Std. Pkg.
			Min.	Max.		
3838ASP	1/2"	3/8"	14/2 (.38")	10/2 (.59")	20	200



Screw-In Connectors, Snap-In



Low profile connector for connecting flexible metal conduit to box or enclosure. Spring steel locking tabs eliminate need for a locknut. Suitable for flexible whips.

 File No. E9391

Spring Steel

Catalog Number	K.O. Size	Flex Trade Size	Unit Qty.	Std. Pkg.
540-SS	1/2"	3/8"	---	2500



Snap Type Connectors



590-DC2



590-DC12



590-DC2
(Back View)

For connecting AC/MC cable or flexible metal conduit to box or enclosure. Refer to the cable connector compatibility charts in the technical guide section for MCI-A and other cables. Push cable or conduit into the connector and install in 1/2" knockout. Internal spring steel locking ring tabs securely clamp the cable in place and ensure bonding. Ring tabs are shaped to accept cable without damage to wire insulation. Patented.

 File No. E20534

Zinc Die Cast

Catalog Number	K.O. Size	Flex Trade Size	AC/MC Cable Range		Unit Qty.	Std. Pkg.
			Min.	Max.		
590-DC2	1/2"	3/8"	14/2 (.43")	10/3 (.61")	50	500



Zinc Die Cast / Insulated Throat - 105°C

Catalog Number	K.O. Size	Flex Trade Size	AC/MC Cable Range		Unit Qty.	Std. Pkg.
			Min.	Max.		
590-DC12	1/2"	3/8"	14/2 (.43")	10/3 (.61")	50	500



Mighty-Seal® PVC Jacketed MC and TECK Cable Connectors



CONCRETE-TIGHT RAIN-TIGHT

For connecting jacketed MC cable (parking deck/lot cable) or TECK Cable to box or enclosure. Simply strip 7/8" to 1" of jacket from end of cable, loosen nut, and push cable into connector until cable reaches end stop. Tighten nut for raintight connection. Knockout gasket provides positive seal at 1/2" K.O. NPT tapered threads permits installation in threaded boxes. The 595-DC2C, 596-DC2C and 895-DC2C have a polyolefin coating and are listed for direct burial. Concrete-tight. Patented.

© US File No. E20534 (except 595-DC2C, 596-DC2C and 895-DC2C)

ETL Listed: 595-DC2C, 596-DC2C and 895-DC2C

Zinc Die Cast

Catalog Number	K.O. Size	MC Cable Range		TECK Cable Range		Unit Qty.	Std. Pkg.
		Min.	Max.	Min.	Max.		
595-DC2	1/2"	12/2 (.50")	10/3 (.61")	14/2 (.61")	12/2 (.72")	15	60
596-DC2	1/2"	10/4 (.61")	8/3 (.69")	14/3 (.685")	10/3 (.80")	15	60
895-DC2*	1/2"	12/2 (.50")	10/3 (.61")	14/2 (.61")	12/2 (.72")	10	40

Zinc Die Cast / Insulated Throat - 105°C

Catalog Number	K.O. Size	MC Cable Range		TECK Cable Range		Unit Qty.	Std. Pkg.
		Min.	Max.	Min.	Max.		
595-DCI2	1/2"	12/2 (.50")	10/3 (.61")	14/2 (.61")	12/2 (.72")	15	60
596-DCI2	1/2"	10/4 (.61")	8/3 (.69")	14/3 (.685")	10/3 (.80")	15	60
895-DCI2*	1/2"	12/2 (.50")	10/3 (.61")	14/2 (.61")	12/2 (.72")	10	40

Zinc Die Cast / Polyolefin Coating

Catalog Number	K.O. Size	MC Cable Range		TECK Cable Range		Unit Qty.	Std. Pkg.
		Min.	Max.	Min.	Max.		
595-DC2C	1/2"	12/2 (.50")	10/3 (.61")	14/2 (.61")	12/2 (.72")	10	40
596-DC2C	1/2"	10/4 (.61")	8/3 (.69")	14/3 (.685")	10/3 (.80")	15	60
895-DC2C*	1/2"	12/2 (.50")	10/3 (.61")	14/2 (.61")	12/2 (.72")	10	40

* 90° version


PVC "Snap-In" Type Connectors



616-NMD

617-NMD

For connecting nonmetallic cable to box or enclosure. Locknut not required.

 File No. E11698

PVC

Catalog Number	K.O. Size	Nonmetallic Cable Range		Unit Qty.	Std. Pkg.
		Min.	Max.		
616-NMD	1/2"	14/2	6/2	100	1000
		Or Two 14/2 12/3 In Any Combination			
617-NMD	3/4"	8/2, 8/3, 6/2, 6/3		50	500







PVC "Snap-In" Type Connectors



For connecting nonmetallic cable to box or enclosure. Locknut not required.

 File No. E11698

 File No. LR74878

PVC

Catalog Number	K.O. Size	Nonmetallic Cable Range		Unit Qty.	Std. Pkg.
		Min.	Max.		
620-NM	1/2"	14/2	10/3	50	500
		Or Two 14/2 12/2			
621-NM	3/4"	8/3	6/3	25	250
		Or Two 12/3 8/3			






Two-Piece Clamp Type Connectors



For connecting single nonmetallic cable to box or enclosure. Locknut not required.

 File No. E11698: 642 thru 644


Steel

Catalog Number	K.O. Size	Nonmetallic Cable Range		Unit Qty.	Std. Pkg.
		Min.	Max.		
642	1/2"	.180"	.560"	100	1000
643	3/4"	.250"	.830"	50	500
644	1 1/4"	.250"	.980"	50	250
645	1 1/2"	.312"	1.125"	20	100

Whipper-Snap® Single Screw 90° Connectors



90° fitting with cover used for connecting AC/MC cable to box or enclosure. Single screw design saves time and money. Connectors with patented Whipper-Snap design snap into electrical box! Concrete-tight when taped. Refer to the cable connector compatibility charts in the technical guide section for MCI-A and other cables.

 File No. E202876

Zinc Die Cast


Catalog Number	K.O. Size	Flex Trade Size	AC/MC Cable Range		Unit Qty.	Std. Pkg.
			Min.	Max.		
802SP	1/2"	3/8"	12/2 (.48")	10/3 (.58")	25	250




Whipper-Snap® Snap-In Two Screw Strap Type Connector



For connecting AC/MC cable or flexible metal conduit to box or enclosure. CSA Listed for ACG90. Refer to the cable connector compatibility charts in the technical guide section for MCI-A and other cables. Patented Whipper-Snap design.

 File No. 20534

 File No. LR39354

Zinc Die Cast

Catalog Number	K.O. Size	Flex Trade Size	ACG90 Cable Range		AC/MC Cable Range		Unit Qty.	Std. Pkg.
			Min.	Max.	Min.	Max.		
840SP	1/2"	3/8"	14/2 (.44")	10/3 (.61")	14/4 (.44")	10/3 (.61")	100	1000



Whipper-Snap® 90° Connector Double-Screw Design



Used for connecting AC/MC cable or flexible metal conduit to box or enclosure. Simply snap connector into electrical box. External spring steel locking tabs secures connector to electrical box. Patented Whipper-Snap design.

cUL_{us} File No. E9391

Zinc Die Cast

Catalog Number	K.O. Size	Flex Trade Size	AC/MC Cable Range		Unit Qty.	Std. Pkg.
			Min.	Max.		
850SP	1/2"	3/8"	12/2 (.55")	10/3 (.61")	25	250



Whipper-Snap® Single Screw 90° Connectors



90° fitting with cover used for connecting flexible metal conduit to box or enclosure. Single screw design saves time and money. Patented Whipper-Snap design.

cUL_{us} File No. E9391

Zinc Die Cast

Catalog Number	K.O. Size	Flex Trade Size	Unit Qty.	Std. Pkg.
851SP	1/2"	1/2"	25	100



Zinc Die Cast / Insulated Throat - 105°C

Catalog Number	K.O. Size	Flex Trade Size	Unit Qty.	Std. Pkg.
851ASP	1/2"	1/2"	25	100



Quick Install EMT Connectors



Quickly joins EMT to box or enclosure without the use of a locknut. Simply:

- Insert fitting into the knockout.
- Insert EMT into the fitting.
- Tighten the set screw to simultaneously secure the EMT and the fitting into the knockout.

 File No. E24001

Zinc Die Cast

Catalog Number	EMT Trade Size	Unit Qty.	Std. Pkg.
1701-DC	1/2"	50	500
1702-DC	3/4"	25	250



Zinc Die Cast / Insulated Throat 105°C

Catalog Number	EMT Trade Size	Unit Qty.	Std. Pkg.
1701-DCI	1/2"	50	500
1702-DCI	3/4"	25	250



Whipper-Snap® 90° Duplex Connector



90° fitting with steel cover used to connect AC/MC cable or flexible metal conduit to box or enclosure. Simply snap connector into electrical box! External spring steel locking tabs secures connector. Refer to the cable connector compatibility charts in the technical guide section for MCI-A and other cables. Patented Whipper-Snap design.

 File No. E20534

Zinc Die Cast

Catalog Number	K.O. Size	Flex Trade Size	AC/MC Cable Range		Unit Qty.	Std. Pkg.
			Min.	Max.		
84690SP	1/2"	3/8"	14/4 (.44")	10/3 (.61")	25	100



E-Z Lock™ Connectors - Steel



Used to connect AC/MC cable and flexible metal conduit to box or enclosure. Use slotted, Phillips or Robertson head screwdriver. Refer to the cable connector compatibility charts in the technical guide section for MCI-A and other cables. Use with anti-short bushing.

File No. E20534

Steel / Insulated Throat - 105°C

Catalog Number	K.O. Size	Flex Trade Size	AC/MC Cable Range		Throat Opening	Unit Qty.	Std. Pkg.
			Min.	Max.			
AMC-50	1/2"	3/8"	14/2 (.40")	10/3 (.62")	.375"	50	500
AMC-5075	1/2"	1/2"	10/4 (.62")	6/4 (.92")	.565"	25	250
AMC-52	1/2"	3/8"	14/2 (.43")	10/3 (.62")	.560"	25	250
AMC-75	3/4"	3/4"	10/3 (.56")	6/3 (.81")	.560"	25	100



E-Z Lock™ Connectors - Steel



AMC-50QI

Used to connect AC/MC cable and flexible metal conduit to box or enclosure. No Tools Required! Just Squeeze to insert into the KO. Refer to the cable connector compatibility charts in the technical guide section for MCI-A and other cables. Use with anti-short bushing. Patented.

Listed

Steel / Insulated Throat - 105°C

Catalog Number	K.O. Size	Flex Trade Size	AC/MC Cable Range		Throat Opening	Unit Qty.	Std. Pkg.
			Min.	Max.			
AMC-50QI	1/2"	3/8"	14/2 (.40")	10/3 (.62")	.375"	50	500



Whipper-Snap® Screw-in Connectors



For connecting flexible metal conduit to box or enclosure. Screw connector into conduit and snap into electrical box. Patented Whipper-Snap design.

File No. E20534

Zinc Die Cast

Catalog Number	K.O. Size	Flex Trade Size	Unit Qty.	Std. Pkg.
GF38SP	1/2"	3/8"	100	1000
GF50SP	1/2"	1/2"	100	1000



Whipper-Snap® Snap-In “U” Shaped Strap Duplex Connectors



For connecting AC/MC cable or flexible metal conduit to box or enclosure. Connectors simply snap into the electrical box. Refer to the cable connector compatibility charts in the technical guide section for MCI-A and other cables. Suitable for maintaining grounding continuity when installed in accordance with the NEC. Patented Whipper-Snap design.

 File No. E20534

Zinc Die Cast / Insulated Throat - 105°C

Catalog Number	K.O. Size	Flex Trade Size	AC/MC Cable Range		Unit Qty.	Std. Pkg.
			Min.	Max.		
SG3838ASP	1/2"	3/8"	14/4 (.42")	10/3 (.61")	20	200




Whipper-Snap® Snap-In “U” Shaped Strap Connectors



SG38ASP

For connecting AC/MC cable or flexible metal conduit to box or enclosure. Connector simply snaps into the box. The SG38ASP is CSA Listed for ACG90. Refer to the cable connector compatibility charts in the technical guide section for MCI-A and other cables. Patented Whipper-Snap design.

 File No. E20534

 File No. LR39354: SG38ASP

Zinc Die Cast / Insulated Throat - 105°C


Catalog Number	K.O. Size	Flex Trade Size	ACG90 Cable Range		AC/MC Cable Range		Unit Qty.	Std. Pkg.
			Min.	Max.	Min.	Max.		
SG38ASP	1/2"	3/8"	14/2 (.42")	10/3 (.61")	14/4 (.43")	10/3 (.61")	50	500




Single Screw, Strap Type Connector with Tri-Drive Screw



Used to connect flexible metal conduit to box or enclosure.

 File No. E20534

 File No. LR39354

Zinc Die Cast

Catalog Number	K.O. Size	Flex Trade Size	Unit Qty.	Std. Pkg.
560-DC2	1/2"	3/8"	50	500

Combination Couplings



Coupling used to join EMT to flexible metal conduit. Screw-in end for flex. Compression end for EMT.


 File No. E9391

581-DC also UL Listed for use with XRWFMC.

Zinc Die Cast

Catalog Number	Flex Trade Size	Unit Qty.	Std. Pkg.
581-DC	1/2"	50	500
582-DC	3/4"	25	250
583-DC	1"	10	100

Double-Snap Snap-In Connector



Simply snap cable into connector and then snap connector into box. No tools required!
Also see AC/MC section for additional listings.

File No. E20534

Zinc Die Cast / Insulated Throat – 105°C

Catalog Number	K.O. Size	Flex Trade Size	Unit Qty.	Std. Pkg.
38ADS	1/2"	3/8"	50	500

Double-Snap Snap-In Connector for Old Work



Pull cable into box, snap cable into connector and snap connector into box. No tools required!

File No. E20534

Zinc Die Cast / Insulated Throat – 105°C

Catalog Number	K.O. Size	Flex Trade Size	Unit Qty.	Std. Pkg.
38ACDS	1/2"	3/8"	50	500

Combination Couplings



280-DCX



281-DC, 282-DC,
282-DCX, 283-DC



287-XS



280 & 281



280SP



280SPMB



Set screw type couplings used to join EMT to flexible metal conduit. The patented 280-DCX has a steel strap.

The 280SP and 280SPMB are patented Mighty-Merge® Designs. The 280SP has a set screw end for EMT and a Snap-In end for AC/MC cables and flexible metal conduit. The 280SPMB has a Push-In end for EMT and a Snap-In end for AC/MC cables and flexible metal conduit.

Also see AC/MC and nonmetallic cable sections for additional listings.

Listed: 287-XS, 288-XS, 289-XS, 290-XS

File No. E9391: 280-DCX, 280SP, 280SPMB, 281-DC, 282-DC, 283-DC, 284-DC, 285-DC, 286-DC

Malleable Iron

Catalog Number	EMT Trade Size	Flex Trade Size	Unit Qty.	Std. Pkg.
280	1/2"	3/8"	25	100
281	1/2"	1/2"	20	100

Zinc Die Cast

Catalog Number	EMT Trade Size	Flex Trade Size	Unit Qty.	Std. Pkg.
280-DCX	1/2"	3/8"	25	100
280SP	1/2"	3/8"	25	100
280SPMB	1/2"	3/8"	25	100
281-DC	1/2"	1/2"	25	250
282-DC	3/4"	3/4"	25	100
282-DCX	3/4"	1/2"	25	100
283-DC	1"	1"	10	100
284-DC	1 1/4"	1 1/4"	4	40
285-DC	1 1/2"	1 1/2"	2	20
286-DC	2"	2"	2	20

Zinc Plated Steel

Catalog Number	EMT/Rigid Trade Size	Flex Trade Size	Unit Qty.	Std. Pkg.
287-XS	2 1/2"	2 1/2"	1	4
288-XS	3"	3"	1	4
289-XS	3 1/2"	3 1/2"	---	2
290-XS	4"	4"	---	1

Squeeze Connectors



403-I



403 thru 412



414 thru 418



419 and 420

To connect flexible metal conduit to box or enclosure.

File No. E9391: All except 403-I

File No. E20534: 403-I

File No. LR39354: 407 thru 420; 407-I thru 420-I

Malleable Iron

Catalog Number	K.O. Size	Flex Trade Size	Unit Qty.	Std. Pkg.
403	1/2"	3/8"	50	500
407	1/2"	1/2"	50	200
408	3/4"	3/4"	25	100
410	1"	1"	---	25
412	1 1/4"	1 1/4"	---	25
414	1 1/2"	1 1/2"	---	10
416	2"	2"	---	10
417	2 1/2"	2 1/2"	---	5
418	3"	3"	---	5
419	3 1/2"	3 1/2"	---	5
420	4"	4"	---	5

Malleable Iron / Insulated Throat - 105°C

Catalog Number	K.O. Size	Flex Trade Size	Unit Qty.	Std. Pkg.
403-I	1/2"	3/8"	50	500
407-I	1/2"	1/2"	50	200
408-I	3/4"	3/4"	25	100
410-I	1"	1"	5	25
412-I	1 1/4"	1 1/4"	5	25
414-I	1 1/2"	1 1/2"	2	10
416-I	2"	2"	2	10
417-I	2 1/2"	2 1/2"	1	5
418-I	3"	3"	1	5
419-I	3 1/2"	3 1/2"	1	5
420-I	4"	4"	1	5

Squeeze Connectors



403-DC2



1/2" thru 2"



2 1/2" thru 4"

To connect flexible metal conduit to box or enclosure.

File No. E9391: 407-DC2, 407-DCI2, 408-DC2, 408-DCI2 and 417-DC2 thru 420-DC2

File No. LR39354: 408-DC2

File No. E9391: 403-DC2, 410-DC2, 410-DCI2, 412-DC2, 412-DCI2, 414-DC2, 414-DCI2, 416-DC2 and 416-DCI2

Zinc Die Cast

Catalog Number	K.O. Size	Flex Trade Size	Unit Qty.	Std. Pkg.
403-DC2	1/2"	3/8"	50	500
407-DC2	1/2"	1/2"	50	200
408-DC2	3/4"	3/4"	25	100
410-DC2	1"	1"	10	100
412-DC2	1 1/4"	1 1/4"	10	100
414-DC2	1 1/2"	1 1/2"	5	50
416-DC2	2"	2"	---	10
417-DC2	2 1/2"	2 1/2"	---	5
418-DC2	3"	3"	---	5
419-DC2	3 1/2"	3 1/2"	---	5
420-DC2	4"	4"	---	5

Zinc Die Cast / Insulated Throat - 105°C

Catalog Number	K.O. Size	Flex Trade Size	Unit Qty.	Std. Pkg.
407-DCI2	1/2"	1/2"	50	200
408-DCI2	3/4"	3/4"	25	100
410-DCI2	1"	1"	10	100
412-DCI2	1 1/4"	1 1/4"	10	100
414-DCI2	1 1/2"	1 1/2"	5	50
416-DCI2	2"	2"	---	10

Squeeze Connectors with Grounding Lug



To connect and bond flexible metal conduit to box or enclosure. Also see AC/MC section for additional listings.

 File No. E9391

Zinc Die Cast

Catalog Number	K.O. Size	Flex Trade Size	Ground Lug Range		Unit Qty.	Std. Pkg.
			Min.	Max.		
407-DC2G	1/2"	1/2"	14 AWG	6 AWG	50	200

Squeeze Transition with Grounding Lug



To connect and bond flexible metal conduit to EMT conduit.

 File No. E9391

Zinc Die Cast

Catalog Number	K.O. Size	Flex Trade Size	Ground Lug Range		Unit Qty.	Std. Pkg.
			Min.	Max.		
281-DCG	1/2"	1/2"	14 AWG	6 AWG	25	100

Set Screw Connectors



507-DC2



USL-120

The 507 and 508 series are straight set screw type fittings used to connect flexible metal (steel) conduit to box or enclosure. The USL-120 is for use with extra flexible steel conduit and is UL recognized for use with listed or certified subassemblies.


 File No. E9391 (507 and 508 series)


 File No. LR39354 (507 and 508 series)

Whipper-Snap® Snap-In Two Screw-Type Connector



Used to connect flexible metal conduit to box or enclosure. Also see AC/MC section for additional listings. Patented Whipper-Snap design.

 File No. E20534

 File No. LR39354

Zinc Die Cast

Catalog Number	K.O. Size	Flex Trade Size	Unit Qty.	Std. Pkg.
507-DC2	1/2"	1/2"	50	500
508-DC2	3/4"	3/4"	25	250
USL-120	1/2"	.645"-.675"	100	1000

Zinc Die Cast / Insulated Throat - 105°C

Catalog Number	K.O. Size	Flex Trade Size	Unit Qty.	Std. Pkg.
507-DCI2	1/2"	1/2"	50	500
508-DCI2	3/4"	3/4"	25	250

Zinc Die Cast

Catalog Number	K.O. Size	Flex Trade Size	Unit Qty.	Std. Pkg.
840SP	1/2"	3/8"	100	1000



Screw-In Connectors, Snap-In



Low profile connector for connecting flexible metal conduit to box or enclosure. Spring steel locking tabs eliminate need for a locknut. Suitable for flexible whips.

File No. E9391

Screw-In Connectors



For connecting flexible metal conduit to box or enclosure.

File No. E9391

520-DC2 and 520-DCI2 are also UL Listed for use with XRWFMC.

File No. LR39354: 519 thru 521 -DC2 & -DCI2

Whipper-Snap® Screw-in Connectors



For connecting flexible metal conduit to box or enclosure. Screw connector into conduit and snap into electrical box. Patented Whipper-Snap design.

File No. E20534

Spring Steel

Catalog Number	K.O. Size	Flex Trade Size	Unit Qty.	Std. Pkg.
540-SS	1/2"	3/8"	---	2500



Zinc Die Cast

Catalog Number	K.O. Size	Flex Trade Size	Unit Qty.	Std. Pkg.
519-DC2	1/2"	3/8"	100	1000
520-DC2	1/2"	1/2"	100	1000
521-DC2	3/4"	3/4"	50	500
522-DC2	1"	1"	25	250
523-DC2	1 1/4"	1 1/4"	10	100
524-DC2	1 1/2"	1 1/2"	5	50
525-DC2	2"	2"	3	30

Zinc Die Cast / Insulated Throat - 105°C

Catalog Number	K.O. Size	Flex Trade Size	Unit Qty.	Std. Pkg.
519-DCI2	1/2"	3/8"	100	1000
520-DCI2	1/2"	1/2"	100	1000
521-DCI2	3/4"	3/4"	50	500
522-DCI2	1"	1"	25	250
523-DCI2	1 1/4"	1 1/4"	10	100
524-DCI2	1 1/2"	1 1/2"	5	50
525-DCI2	2"	2"	3	30

Zinc Die Cast


Catalog Number	K.O. Size	Flex Trade Size	Unit Qty.	Std. Pkg.
GF38SP	1/2"	3/8"	100	1000
GF50SP	1/2"	1/2"	100	1000



Screw-In Couplings



Used to join two lengths of flexible metal conduit.

 File No. E9391

530-DC also UL Listed for use with XRWFMC.

Zinc Die Cast

Catalog Number	Flex Trade Size	Unit Qty.	Std. Pkg.
530-DC	1/2"	50	500
531-DC	3/4"	50	500
532-DC	1"	10	100
533-DC	1 1/4"	10	100
534-DC	1 1/2"	5	50
535-DC	2"	3	30

Multi-Purpose Connector Two Screw, Strap Type



Used to connect flexible metal conduit to 1/4" knockout. Will fit 1/4" knockouts with flats, such as used in lighting applications. Also see AC/MC and nonmetallic cable sections for additional listings.

 Recognized UL File No. E9391

Zinc Die Cast

Catalog Number	K.O. Size	Flex Trade Size	Unit Qty.	Std. Pkg.
563-DC2	1/4"	3/8"	50	500

Mighty-Merge® Combination Couplings



4057-DC



4058-DC

Couplings used to join EMT to flexible metal conduit. Also see AC/MC section for additional listings. Patented.

 Listed

Zinc Die Cast

Catalog Number	EMT Trade Size	Flex Trade Size	Unit Qty.	Std. Pkg.
4057-DC	3/4"	3/8"	25	100
4058-DC	3/4"	1/2"	25	100

Mighty-Merge® Combination Coupling



4156-DC

4357-DC

4457-DC

5157-DC

Coupling used to join duplex flexible metal conduit to EMT. Set screw type transitional fitting ideal for commercial and institutional facilities. A labor savings, compared to the traditional junction box installation. Simply remove the armor and expose the length of conductors to reach the device box or enclosure. Insert FMC or AC/MC until visible in inspection holes. Also see AC/MC section for additional listings. Patented.

UL File No. E20534: 4157-DC, 5157-DC

ETL Listed 4156-DC. 4357-DC. 4457-DC

Zinc Die Cast

Catalog Number	EMT Trade Size	Flex Trade Size	Unit Qty.	Std. Pkg.
4156-DC	1/2"	3/8"	20	100
4157-DC	3/4"	3/8"	25	100
4357-DC	1"	3/8"	5	20
4457-DC	1"	3/8"	5	20
5157-DC	3/4"	3/8"	25	100

E-Z Lock™ Connectors - Steel



AMC-50

AMC-5075

AMC-52

Used to connect flexible metal conduit to box or enclosure. Use slotted or Phillips head screwdriver. Also see AC/MC section for additional listings. Use with anti-short bushing.

UL File No. E20534

Steel / Insulated Throat - 105°C

Catalog Number	K.O. Size	Flex Trade Size	Throat Opening	Unit Qty.	Std. Pkg.
AMC-50	1/2"	3/8"	.375"	50	500
AMC-5075	1/2"	1/2"	.565"	25	250
AMC-52	1/2"	3/8"	.560"	25	250
AMC-75	3/4"	3/4"	.560"	25	100

Quick Install

E-Z Lock™ Connectors - Steel



AMC-50QI

Used to connect AC/MC cable and flexible metal conduit to box or enclosure. No Tools Required! Just Squeeze to insert into the KO. Refer to the cable connector compatibility charts in the technical guide section for MCI-A and other cables. Use with anti-short bushing. Patented.

Listed

Steel / Insulated Throat - 105°C

Catalog Number	K.O. Size	Flex Trade Size	AC/MC Cable Range		Throat Opening	Unit Qty.	Std. Pkg.
			Min.	Max.			
AMC-50QI	1/2"	3/8"	14/2 (.40")	10/3 (.62")	.375"	50	500



Single Screw Strap Connectors



Used to connect flexible metal conduit to box or enclosure. Also see AC/MC section for additional listings.

File No. E9391, E20534

Zinc Die Cast

Catalog Number	K.O. Size	Flex Trade Size	Unit Qty.	Std. Pkg.
BL-17	1/2"	1/2"	50	200
BL-18	3/4"	3/4"	25	100
BL-19	1"	1"	10	100

Zinc Die Cast / Insulated Throat - 105°C

Catalog Number	K.O. Size	Flex Trade Size	Unit Qty.	Std. Pkg.
BL-17I	1/2"	1/2"	50	200
BL-18I	3/4"	3/4"	25	100
BL-19I	1"	1"	10	100

“U” Shaped Strap Connectors




571-DC2



571-S

Used to connect flexible metal conduit to box or enclosure. Also see AC/MC section for additional listings.

 File No. E20534

Zinc Die Cast

Catalog Number	K.O. Size	Flex Trade Size	Unit Qty.	Std. Pkg.
571-DC2	1/2"	1/2"	50	200
572-DC2	3/4"	3/4"	25	100
573-DC2	1"	1"	10	100

Zinc Die Cast / Insulated Throat - 105°C

Catalog Number	K.O. Size	Flex Trade Size	Unit Qty.	Std. Pkg.
571-DCI2	1/2"	1/2"	50	200
572-DCI2	3/4"	3/4"	50	100
573-DCI2	1"	1"	25	100

Steel

Catalog Number	K.O. Size	Flex Trade Size	Unit Qty.	Std. Pkg.
570-S	1/2"	3/8"	50	500
571-S	1/2"	1/2"	50	200
572-S	3/4"	3/4"	25	100
573-S	1"	1"	10	100

Steel / Insulated Throat - 105°C

Catalog Number	K.O. Size	Flex Trade Size	Unit Qty.	Std. Pkg.
571-SI	1/2"	1/2"	50	200
572-SI	3/4"	3/4"	25	100
573-SI	1"	1"	10	100


Whipper-Snap® Snap-In “U” Shaped Strap Connectors



SG38ASP

The SG38ASP is for connecting flexible metal conduit to box or enclosure. Connectors simply snap into the box. Also see AC/MC section for additional listings. Patented Whipper-Snap design.

 File No. E20534

 File No. LR39354

Zinc Die Cast / Insulated Throat - 105°C

Catalog Number	K.O. Size	Flex Trade Size	Unit Qty.	Std. Pkg.
SG38ASP	1/2"	3/8"	50	500



Snap Type Connectors



For connecting flexible metal conduit to box or enclosure. Push conduit into the connector and install in 1/2" knockout. Internal spring steel locking ring tabs securely clamp the cable in place and ensure bonding. Ring tabs are shaped to accept cable without damage to wire insulation. Also see AC/MC section for additional listings. Patented.

File No. E20534

Zinc Die Cast

Catalog Number	K.O. Size	Flex Trade Size	Unit Qty.	Std. Pkg.
590-DC2	1/2"	3/8"	50	500



Zinc Die Cast / Insulated Throat - 105°C

Catalog Number	K.O. Size	Flex Trade Size	Unit Qty.	Std. Pkg.
590-DC12	1/2"	3/8"	50	500



Duplex Connectors



Strap type fitting used to connect flexible metal conduit to box or enclosure. Also see AC/MC section for additional listings.

File No. E20534

File No. LR39354: 601-DC2

Zinc Die Cast

Catalog Number	K.O. Size	Flex Trade Size	Unit Qty.	Std. Pkg.
601-DC2	1/2"	3/8"	20	200
621-DC2	3/4"	3/8"	25	100
630-DC2	1/2"	3/8"	20	200
691-DC2	1/2"	3/8"	20	200

Malleable Iron

Catalog Number	K.O. Size	Flex Trade Size	Unit Qty.	Std. Pkg.
630	1/2"	3/8"	20	200

Duplex Connectors



Set screw type fitting used to connect flexible metal (steel) conduit to box or enclosure.

File No. LR39354: 602-DC2

Zinc Die Cast

Catalog Number	K.O. Size	Flex Trade Size	ACG90 Cable Range		Unit Qty.	Std. Pkg.
			Min.	Max.		
600-DC2	1/2"	3/8"	---	---	25	100
602-DC2	1/2"	3/8"	14/2 (.42")	10/3 (.61")	25	100

Whipper-Snap® Duplex Connectors



3838SP

3838ASP

For connecting flexible metal conduit to box or enclosure. The 846SP is a strap type fitting with external spring steel locking tabs that allow the connector to simply snap into the electrical box. The 3838ASP and 3838SP are double-snap type connectors. Integral internal spring steel locking tabs fasten cable or conduit. External spring steel locking tabs secures connector to electrical box. Suitable for maintaining grounding continuity when installed in accordance with the NEC. Also see AC/MC section for additional listings. Patented Whipper-Snap design.

cUL_{us} File No. E20534

Whipper-Snap® Snap-In “U” Shaped Strap Duplex Connectors



For connecting flexible metal conduit to box or enclosure. Connectors simply snap into the electrical box. Suitable for maintaining grounding continuity when installed in accordance with the NEC. Also see AC/MC section for additional listings. Patented Whipper-Snap design.

cUL_{us} File No. E20534

Two Screw Strap Type Connectors



Two screw strap type connector used to connect flexible metal conduit to box or enclosure.

cUL_{us} File No. E20534

Zinc Die Cast

Catalog Number	K.O. Size	Flex Trade Size	Unit Qty.	Std. Pkg.
3838SP	1/2"	3/8"	20	200



Zinc Die Cast / Insulated Throat - 105°C

Catalog Number	K.O. Size	Flex Trade Size	Unit Qty.	Std. Pkg.
3838ASP	1/2"	3/8"	20	200



Zinc Die Cast / Insulated Throat - 105°C

Catalog Number	K.O. Size	Flex Trade Size	Unit Qty.	Std. Pkg.
SG3838ASP	1/2"	3/8"	20	200



Zinc Die Cast

Catalog Number	K.O. Size	Flex Trade Size	Unit Qty.	Std. Pkg.
653-DC2	1/2"	1/2"	25	100
655-DC2	3/4"	3/4"	20	100
657-DC2	1"	1"	5	25

45° Connectors



Zinc Die Cast



Malleable Iron

45° fitting for connecting flexible metal conduit to box or enclosure.

File No. E9391

90° Connectors



90° fitting with cover used for connecting flexible metal conduit to box or enclosure.

File No. E9391

File No. LR39354

90° Connectors



90° fitting with cover used for connecting flexible metal conduit to box or enclosure.

File No. E9391

File No. LR39354: 807 thru 811; 807-I thru 811-I

Zinc Die Cast

Catalog Number	K.O. Size	Flex Trade Size	Unit Qty.	Std. Pkg.
800-DC2	1/2"	3/8"	25	100
803-DC2	1/2"	1/2"	25	100

Malleable Iron

Catalog Number	K.O. Size	Flex Trade Size	Unit Qty.	Std. Pkg.
800	1/2"	3/8"	25	100
803	1/2"	1/2"	10	100

Malleable Iron

Catalog Number	K.O. Size	Flex Trade Size	Unit Qty.	Std. Pkg.
801	1/2"	3/8"	50	200
804	1/2"	1/2"	25	100
806	3/4"	3/4"	10	50

Malleable Iron / Insulated Throat - 105°C

Catalog Number	K.O. Size	Flex Trade Size	Unit Qty.	Std. Pkg.
801-I	1/2"	3/8"	50	200
804-I	1/2"	1/2"	25	100
806-I	3/4"	3/4"	10	50

Malleable Iron

Catalog Number	K.O. Size	Flex Trade Size	Unit Qty.	Std. Pkg.
807	1"	1"	5	25
808	1 1/4"	1 1/4"	---	10
809	1 1/2"	1 1/2"	---	5
810	2"	2"	---	5
811	2 1/2"	2 1/2"	---	5
812	3"	3"	---	5
813	3 1/2"	3 1/2"	---	1
814	4"	4"	---	1

Malleable Iron / Insulated Throat - 105°C

Catalog Number	K.O. Size	Flex Trade Size	Unit Qty.	Std. Pkg.
807-I	1"	1"	5	25
808-I	1 1/4"	1 1/4"	2	10
809-I	1 1/2"	1 1/2"	1	5
810-I	2"	2"	1	5
811-I	2 1/2"	2 1/2"	1	5
812-I	3"	3"	1	5
813-I	3 1/2"	3 1/2"	---	1
814-I	4"	4"	---	1

Whipper-Snap® 90° Connector Double Screw Design



Simply snap connector into electrical box. External spring steel locking tabs secures connector to electrical box. Patented Whipper-Snap design.

UL File No. E9391

Zinc Die Cast

Catalog Number	K.O. Size	Flex Trade Size	Unit Qty.	Std. Pkg.
850SP	1/2"	3/8"	25	250



90° Connectors



3/8" thru 2"



Over 2"

90° fitting with cover used for connecting flexible metal conduit to box or enclosure. Also see AC/MC section for additional listings.

UL File No. E9391: 801-, 809-, 810-DC2 & DCI2

UL File No. E20534: 804-, 806-, 807-, 808-DC2 & DCI2

SP File No. LR39354

Zinc Die Cast

Catalog Number	K.O. Size	Flex Trade Size	Cable Range Min.	Cable Range Max.	Unit Qty.	Std. Pkg.
801-DC2	1/2"	3/8"	---	---	25	250
804-DC2	1/2"	1/2"	.750"	.875"	25	100
806-DC2	3/4"	3/4"	.875"	1.000"	10	50
807-DC2	1"	1"	1.187"	1.312"	---	25
808-DC2	1 1/4"	1 1/4"	1.500"	1.625"	---	25
809-DC2	1 1/2"	1 1/2"	---	---	---	5
810-DC2	2"	2"	---	---	---	5
811-DC2	2 1/2"	2 1/2"	---	---	---	5
812-DC2	3"	3"	---	---	---	5
813-DC2	3 1/2"	3 1/2"	---	---	---	1
814-DC2	4"	4"	---	---	---	1

Zinc Die Cast / Insulated Throat - 105°C

Catalog Number	K.O. Size	Flex Trade Size	Cable Range Min.	Cable Range Max.	Unit Qty.	Std. Pkg.
801-DCI2	1/2"	3/8"	---	---	25	250
804-DCI2	1/2"	1/2"	.750"	.875"	25	100
806-DCI2	3/4"	3/4"	.875"	1.000"	10	50
807-DCI2	1"	1"	1.187"	1.312"	---	25
808-DCI2	1 1/4"	1 1/4"	1.500"	1.625"	---	25
809-DCI2	1 1/2"	1 1/2"	---	---	---	5
810-DCI2	2"	2"	---	---	---	5

Single Screw 90° Connectors Locknut & Whipper-Snap® Designs



802-DC2

802SP

90° fitting with cover used for connecting flexible metal conduit to box or enclosure. Single screw design save time and money. Units with Whipper-Snap design snap into electrical box! Also see AC/MC section for additional listings. Patented Whipper-Snap design.

UL File No. E20534: 802-DC2, 802-DC12, 802SP

UL File No. E9391: 851ASP, 851-DC2,
851-DC12, 851SP

Zinc Die Cast

Catalog Number	K.O. Size	Flex Trade Size	Unit Qty.	Std. Pkg.
802-DC2	1/2"	3/8"	25	250
851-DC2	1/2"	1/2"	25	100



Zinc Die Cast / Insulated Throat - 105°C

Catalog Number	K.O. Size	Flex Trade Size	Unit Qty.	Std. Pkg.
802-DC12	1/2"	3/8"	25	250
851ASP	1/2"	1/2"	25	100
851-DC12	1/2"	1/2"	25	100



Whipper-Snap® Zinc Die Cast

Catalog Number	K.O. Size	Flex Trade Size	Unit Qty.	Std. Pkg.
802SP	1/2"	3/8"	25	250
851SP	1/2"	1/2"	25	100



Duplex Connectors, 90°



Malleable

Zinc

90° fitting with steel cover used to connect flexible metal conduit to box or enclosure. Use with Cat. No. 1001 Anti-Short Bushing.

UL File No. E9391: 830

UL File No. E20534: 830-DC2

Malleable Iron

Catalog Number	K.O. Size	Flex Trade Size	Unit Qty.	Std. Pkg.
830	1/2"	3/8"	25	100

Zinc Die Cast

Catalog Number	K.O. Size	Flex Trade Size	Unit Qty.	Std. Pkg.
830-DC2	1/2"	3/8"	25	100

Whipper-Snap® 90° Duplex Connectors



90° fitting with steel cover used to connect flexible metal conduit to box or enclosure. Simply snap connector into electrical box! External spring steel locking tabs secures connector. Also see AC/MC section for additional listings. Patented.

UL File No. E20534

Zinc Die Cast

Catalog Number	K.O. Size	Flex Trade Size	Unit Qty.	Std. Pkg.
84690SP	1/2"	3/8"	25	100



Screw-In Connectors, 90°



Used to connect flexible metal conduit to box or enclosure. Sliding cover facilitates wire pulling and inspection.

UL File No. E9391

91-DC2 also UL Listed for use with XRWFMC.

Zinc Die Cast

Catalog Number	Flex Trade Size	Unit Qty.	Std. Pkg.
91-DC2	1/2"	25	250
92-DC2	3/4"	15	150
93-DC2	1"	10	100

One Hole Straps



Snap-on type strap used to support flexible metal conduit, armored cable, or metal clad cable.

UL File No. E161206

Steel

Catalog Number	Flex Trade Size	Unit Qty.	Std. Pkg.
900-F	3/8"	100	1000

Mighty-Hold® Universal Clamp Straps



One piece clamp back and strap secures both cable and conduit. Secures EMT, Rigid, IMC, Metallic Liquid Tight, Nonmetallic Liquid Tight, FMC, and Schedule 40 and Schedule 80 PVC conduit, as well as steel and aluminum AC/MC cable. Patented.

©UL_{US} File No. E161206

Zinc Plated Steel

Catalog Number	Trade Size	Unit Qty.	Std. Pkg.
UCS-5075	1/2" - 3/4"	50	250
UCS-75100	3/4" - 1"	50	250
UCS-100125	1" - 1 1/4"	25	100
UCS-125150	1 1/4" - 1 1/2"	--	25
UCS-150200	1 1/2" - 2"	--	25

Mighty-Hold® Universal Straps



For steel or aluminum flexible metal conduit. Supports multiple sizes. Also see AC/MC section for additional listings. Patented.

©UL_{US} File No. E161206

Steel

Catalog Number	Flex Trade Size	Hole Size	Unit Qty.	Std. Pkg.
US-4461	3/8"	.210"	100	1000
US-6171	---	.210"	100	1000

Mighty-Hold® Duplex Universal Straps



For AC/MC/MCI-A cable and flexible metal conduit. The USD-6171 also supports jacketed MC/MCI-A cable. Secures multiple sizes. Patented.

©UL_{US} File No. E161206


Steel

Catalog Number	Flex Trade Size	Hole Size	Unit Qty.	Std. Pkg.
USD-4461	3/8"	.210"	100	1000
USD-6171	---	.210"	100	1000


Squeeze Connectors



Used to connect AC/MC cable or flexible metal conduit to box or enclosure. Refer to the cable connector compatibility charts in the technical guide section for MCI-A and other cables.

 File No. E20534: 403-1

 File No. E9391: 407-DC2 and 407-DC12

 File No. E9391: 403-DC2

Zinc Die Cast

Catalog Number	K.O. Size	Flex Trade Size	Cable Range Min.	Cable Range Max.	Unit Qty.	Std. Pkg.
403-DC2	1/2"	3/8"	12/3 (.58")	10/3 (.61")*	50	500
407-DC2	1/2"	1/2"	8/4 (.86")	6/4 (.92")**	50	200

*AC/MC **AC

Zinc Die Cast / Insulated Throat - 105°C

Catalog Number	K.O. Size	Flex Trade Size	Cable Range Min.	Cable Range Max.	Unit Qty.	Std. Pkg.
407-DC12	1/2"	1/2"	8/4 (.86")	6/4 (.92")	50	200

Malleable Iron / Insulated Throat - 105°C

Catalog Number	K.O. Size	Flex Trade Size	Cable Range Min.	Cable Range Max.	Unit Qty.	Std. Pkg.
403-I	1/2"	3/8"	14/4 (.51")	6/3 (.835")	50	500

Squeeze Connectors with Grounding Lug



To connect and bond flexible metal conduit and AC/HCF cables to box or enclosure. Refer to the cable connector compatibility charts in the technical guide section for MCI-A and other cables.

 File No. E9391


Zinc Die Cast

Catalog Number	K.O. Size	Flex Trade Size	AC Cable Range Min.	AC Cable Range Max.	Ground Lug Range Min.	Ground Lug Range Max.	Unit Qty.	Std. Pkg.
407-DC2G	1/2"	1/2"	.86"	92"	14 AWG	6 AWG	50	200

Set Screw Connector



Used to connect AC/MC cable to box or enclosure. Refer to the cable connector compatibility charts in the technical guide section for MCI-A and other cables.

 File No. E20534

Zinc Die Cast

Catalog Number	K.O. Size	Flex Trade Size	AC/MC Cable Range		Unit Qty.	Std. Pkg.
			Min.	Max.		
501-DC2	1/2"	3/8"	14/2 (.43")	10/3 (.61")	100	1000


Single Screw, Strap Type Connectors



545-DC2

Single screw, hinged strap type connector used to connect AC/MC cable to box or enclosure. CSA Listed for ACG90. Refer to the cable connector compatibility charts in the technical guide section for MCI-A and other cables. Patented.

 File No. E20534

 File No. LR39354

Zinc Die Cast

Catalog Number	K.O. Size	ACG90 Cable Range		AC/MC Cable Range		Unit Qty.	Std. Pkg.
		Min.	Max.	Min.	Max.		
545-DC2	1/2"	14/2 (.44")	10/3 (.61")	14/2 (.44")	10/3 (.61")	100	1000

Double-Snap Snap-In Connector



Simply snap cable into connector and then snap connector into box. No tools required! Refer to the technical guide section for MCI-A and other cables.

File No. E20534

Zinc Die Cast / Insulated Throat – 105°C

Catalog Number	K.O. Size	Flex Trade Size	AC/MC Cable Range		Unit Qty.	Std. Pkg.
			Min.	Max.		
38ADS	1/2"	3/8"	14/2 (.40")	10/3 (.63")	50	500

Double-Snap Snap-In Connector for Old Work




Pull cable into box, snap cable into connector and snap connector into box. No tools required! Refer to the technical guide section for MCI-A and other cables.

File No. E20534

Zinc Die Cast / Insulated Throat – 105°C

Catalog Number	K.O. Size	Flex Trade Size	AC/MC Cable Range		Unit Qty.	Std. Pkg.
			Min.	Max.		
38ACDS	1/2"	3/8"	14/2 (.40")	10/3 (.63")	50	500


Single Screw, Strap Type Connectors with Tri-Drive Screw




560-DC2

560-DCI2

Used to connect AC/MC cable to box or enclosure. Also CSA Listed for ACG90. The 560-DC2 and 560-DCI2 are also listed for flexible metal conduit. Refer to the cable connector compatibility charts in the technical guide section for MCI-A and other cables.

 File No. E20534

 File No. LR39354

Zinc Die Cast

Catalog Number	K.O. Size	Flex Trade Size	ACG90 Cable Range		AC/MC Cable Range		Unit Qty.	Std. Pkg.
			Min.	Max.	Min.	Max.		
560-DC2	1/2"	3/8"	14/2 (.44")	10/3 (.61")	12/2 (.44")	10/4 (.61")	50	500
561-DC2	3/4"	---	10/3 (.61")	8/3 (.87")	10/4 (.61")	8/3 (.87")	50	500


Zinc Die Cast / Insulated Throat - 105°C

Catalog Number	K.O. Size	Flex Trade Size	ACG90 Cable Range		AC/MC Cable Range		Unit Qty.	Std. Pkg.
			Min.	Max.	Min.	Max.		
560-DCI2	1/2"	3/8"	14/2 (.44")	10/3 (.61")	12/2 (.44")	10/4 (.61")	50	500
561-DCI2	3/4"	---	10/3 (.61")	8/3 (.87")	10/4 (.61")	8/3 (.87")	50	500

"U" Shaped Strap Connectors



Used to connect AC/MC cable or flexible metal conduit to box or enclosure. Refer to the cable connector compatibility charts in the technical guide section for MCI-A and other cables.

 File No. E20534

Steel

Catalog Number	K.O. Size	Flex Trade Size	AC/MC Cable Range		Unit Qty.	Std. Pkg.
			Min.	Max.		
570-S	1/2"	3/8"	14/2 (.44")	10/2 (.66")	50	500

Multi-Purpose Connector Two Screw, Strap Type



Used to connect nonmetallic sheath cable (NM-B), AC/MC cable or flexible metal conduit to 1/4" knockout. Will fit 1/4" knockouts with flats, such as used in lighting applications.

 Recognized UL File No. E9391

Zinc Die Cast

Catalog Number	K.O. Size	Flex Trade Size	Nonmetallic Cable Range		AC/MC Cable Range		Unit Qty.	Std. Pkg.
			Min.	Max.	Min.	Max.		
563-DC2	1/4"	3/8"	14/2	12/2	14/2	12/2	50	500

Combination Couplings



280-DCX



280SP



280SPMB

Couplings used to join EMT to flexible metal conduit and AC/MC cable. The patented 280-DCX has a steel strap.

The 280SP and 280SPMB are patented Mighty-Merge® Designs. The 280SP has a set screw end for EMT and a Snap-In end for AC/MC cables and flexible metal conduit. The 280SPMB has a Push-In end for EMT and a Snap-In end for AC/MC cables and flexible metal conduit.

Refer to the cable connector compatibility charts in the technical guide section for MCI-A and other cables.

 File No. E9391


Zinc Die Cast

Catalog Number	EMT Trade Size	Flex Trade Size	Nonmetallic Cable Range*		AC/MC Cable Range		Unit Qty.	Std. Pkg.
			Min.	Max.	Min.	Max.		
280-DCX	1/2"	3/8"	14/2	14/2	14/2 (.43")	10/3 (.61")	25	100
280SP	1/2"	3/8"	---	---	14/2 (.43")	10/3 (.61")	25	100
280SPMB	1/2"	3/8"	---	---	14/2 (.43")	10/3 (.61")	25	100



*See nonmetallic cable section.

Mighty-Merge® Combination Couplings



4057-DC

4058-DC

Couplings used to join EMT to flexible metal conduit and AC/MC cable. Refer to the cable connector compatibility charts in the technical guide section for MCI-A and other cables. Patented.

Listed

Zinc Die Cast

Catalog Number	EMT Trade Size	Flex Trade Size	AC/MC Cable Range		Unit Qty.	Std. Pkg.
			Min.	Max.		
4057-DC	3/4"	3/8"	14/2 (.43")	10/3 (.61")	25	100
4058-DC	3/4"	1/2"	10/4 (.63")	6/4 (.89")	25	100

Mighty-Merge® Combination Couplings



4156-DC

4357-DC

4457-DC

5157-DC

Coupling used to join duplex AC/MC cable or flexible metal conduit to 3/4" EMT. Set screw type transitional fitting ideal for commercial and institutional facilities. A labor savings, compared to the traditional junction box installation. Simply remove the armor and expose the length of conductors to reach the device box or enclosure. Insert FMC or AC/MC until visible in inspection holes. Refer to the cable connector compatibility charts in the technical guide section for MCI-A and other cables. Patented.

File No. E20534

Listed 4156-DC, 4357-DC, 4457-DC

Zinc Die Cast

Catalog Number	EMT Trade Size	Flex Trade Size	AC/MC Cable Range		Unit Qty.	Std. Pkg.
			Min.	Max.		
4156-DC	1/2"	3/8"	14/2 (.43")	12/2 (.52")	20	100
4157-DC	3/4"	3/8"	14/2 (.43")	10/3 (.61")	25	100
4357-DC	1"	3/8"	14/2 (.43")	10/3 (.61")	5	20
4457-DC	1"	3/8"	14/2 (.43")	10/3 (.61")	5	20
5157-DC	3/4"	3/8"	14/2 (.43")	10/3 (.61")	25	100


Two Screw, Strap Type Connector




565-DC2

566-DC2

The 565-DC2 is for connecting MC cable to box or enclosure. The 566-DC2 is for connecting AC/MC cable. Both are CSA Listed for ACG90. Refer to the cable connector compatibility charts in the technical guide section for MCI-A and other cables.

 File No. E20534

 File No. LR39354

Zinc Die Cast

Catalog Number	K.O. Size	ACG90 Cable Range		Cable Range		Unit Qty.	Std. Pkg.
		Min.	Max.	Min.	Max.		
565-DC2	1/2"	14/2 (.43")	10/3 (.53")	14/2 (.38")	10/3 (.53")	100	1000
566-DC2	1/2"	14/2 (.43")	10/3 (.53")	12/2 (.44")	10/2 (.53")	100	1000

Low Profile "U" Shaped Strap Connectors





570-DC2

570-DCI2

570-DCR2

Used to connect AC/MC cable to box or enclosure. The 570-DC2 and 570-DCI2 are CSA Listed for ACG90. Refer to the cable connector compatibility charts in the technical guide section for MCI-A and other cables.

 File No. E20534

 File No. LR39354: 570-DC2 and 570-DCI2

Zinc Die Cast

Catalog Number	K.O. Size	ACG90 Cable Range		AC/MC Cable Range		Unit Qty.	Std. Pkg.
		Min.	Max.	Min.	Max.		
570-DC2	1/2"	14/2 (.42")	10/3 (.61")	14/2 (.42")	10/3 (.61")	50	500
570-DCR2	1/2"	---	---	14/2 (.43")	10/3 (.61")	50	500

Zinc Die Cast / Insulated Throat - 105°C

Catalog Number	K.O. Size	ACG90 Cable Range		AC/MC Cable Range		Unit Qty.	Std. Pkg.
		Min.	Max.	Min.	Max.		
570-DCI2	1/2"	14/2 (.42")	10/3 (.61")	14/2 (.42")	10/3 (.61")	50	500

Whipper-Snap® Snap-In “U” Shaped Strap Connectors



SG38ASP

The SG38ASP is for connecting AC/MC cable or flexible metal conduit to box or enclosure. Connector simply snaps into the box. The SG38ASP is CSA Listed for ACG90. Refer to the cable connector compatibility charts in the technical guide section for MCI-A and other cables. Patented Whipper-Snap design.

UL File No. E20534 SF File No. LR39354

Zinc Die Cast / Insulated Throat - 105°C

Catalog Number	K.O. Size	Flex Trade Size	ACG90 Cable Range		AC/MC Cable Range		Unit Qty.	Std. Pkg.
			Min.	Max.	Min.	Max.		
SG38ASP	1/2"	3/8"	14/2 (.43")	10/3 (.61")	14/4 (.43")	10/3 (.61")	50	500



HCF Green® Color-Coded Connectors



Suitable for use with AC/MC cable and Health Care Facility (HCF) cable. Refer to the cable connector compatibility charts in the technical guide section for MCI-A and other cables. Patented.

UL File No. E20534

Zinc Die Cast / Insulated Throat - 105°C

Catalog Number	Color	K.O. Size	AC/MC Cable Range		Unit Qty.	Std. Pkg.
			Min.	Max.		
570-GI	Green	1/2"	14/2 (.42")	10/3 (.61")	50	500

Fire Alarm Cable Color-Coded Connectors



Suitable for use with AC/MC and Fire Alarm MC Cable. Patented.

UL File No. E20534

Zinc Die Cast / Insulated Throat - 105°C

Catalog Number	Color	K.O. Size	Fire Alarm Cable Range		AC/MC Cable Range		Unit Qty.	Std. Pkg.
			Min.	Max.	Min.	Max.		
570-RI	Red	1/2"	18/2 (.38")	12/4 (.61")	14/2 (.42")	10/3 (.61")	50	500
			Solid TFN or THHN					
			18/2 (.41")		14/2 (.61")		Solid Twisted Pair	

E-Z Lock™ Connectors - Steel



AMC-50

AMC-5075

AMC-52

Used to connect AC/MC cable and flexible metal conduit to box or enclosure. Use slotted, Phillips or Robertson head screwdriver. Refer to the cable connector compatibility charts in the technical guide section for MCI-A and other cables. Use with anti-short bushing.

Listed

Steel / Insulated Throat - 105°C

Catalog Number	Trade Size	K.O. Size	AC/MC Cable Range		Throat Opening	Unit Qty.	Std. Pkg.
			Min.	Max.			
AMC-50	3/8"	1/2"	14/2 (.40")	10/3 (.62")	.375"	50	500
AMC-5075	1/2"	1/2"	10/4 (.62")	6/4 (.92")	.565"	25	250
AMC-52	3/8"	1/2"	14/2 (.43")	10/3 (.62")	.560"	25	250
AMC-75	3/4"	3/4"	10/3 (.566")	6/3 (.81")	.560"	25	100



E-Z Lock™ Connectors - Steel



AMC-50QI

Used to connect AC/MC cable or flexible metal conduit to box or enclosure. No Tools Required! Just Squeeze to insert into the KO. Refer to the cable connector compatibility charts in the technical guide section for MCI-A and other cables. Use with anti-short bushing. Patented.

File No. E20534

Steel / Insulated Throat - 105°C

Catalog Number	K.O. Size	Flex Trade Size	AC/MC Cable Range		Throat Opening	Unit Qty.	Std. Pkg.
			Min.	Max.			
AMC-50QI	1/2"	3/8"	14/2 (.40")	10/3 (.62")	.375"	50	500



Single Screw Strap Connectors



The BL-17 is used to connect ACG90 cable and flexible metal conduit to box or enclosure. Refer to the cable connector compatibility charts in the technical guide section for MCI-A and other cables.

 File No. E9391, E20534

Zinc Die Cast

Catalog Number	K.O. Size	Flex Trade Size	ACG90 Cable Range		Unit Qty.	Std. Pkg.
			Min.	Max.		
BL-17	1/2"	1/2"	8/3	8/3	50	200
BL-18	3/4"	3/4"	6/3	6/3	25	100
BL-19	1"	1"	3/3	3/3	10	100

Zinc Die Cast / Insulated Throat - 105°C

Catalog Number	K.O. Size	Flex Trade Size	ACG90 Cable Range		Unit Qty.	Std. Pkg.
			Min.	Max.		
BL-17I	1/2"	1/2"	8/3	8/3	50	200
BL-18I	3/4"	3/4"	6/3	6/3	25	100
BL-19I	1"	1"	3/3	3/3	10	100

Single Screw Strap Connector for MCI-A Cable



For connecting AC/MC cable to box or enclosure. Refer to the cable connector compatibility charts in the technical guide section for MCI-A and other cables.

 File No. E20534

Zinc Die Cast / Insulated Throat - 105°C

Catalog Number	K.O. Size	AC/MC Cable Range		Unit Qty.	Std. Pkg.
		Min.	Max.		
560-MCIA2	1/2"	14/2 (.38")	10/3 (.61")	50	500

“U” Shaped Strap Connectors



571-DC2

571-S

Used to connect AC/MC cable and flexible metal conduit to box or enclosure. Refer to the cable connector compatibility charts in the technical guide section.

File No. E20534

Zinc Die Cast

Catalog Number	K.O. Size	Flex Trade Size	AC/MC Cable Range		Unit Qty.	Std. Pkg.
			Min.	Max.		
571-DC2	1/2"	1/2"	8/3 (.70")	6/3 (.85")	50	200
572-DC2	3/4"	3/4"	4/3 (.94")	3/4 (1.04")	25	100
573-DC2	1"	1"	2/3 (1.18")	3-2/0 (1.35")	10	100

Zinc Die Cast / Insulated Throat - 105°C

Catalog Number	K.O. Size	Flex Trade Size	AC/MC Cable Range		Unit Qty.	Std. Pkg.
			Min.	Max.		
571-DCI2	1/2"	1/2"	8/3 (.70")	6/3 (.85")	50	200
572-DCI2	3/4"	3/4"	4/3 (.94")	3/4 (1.04")	25	100
573-DCI2	1"	1"	2/3 (1.18")	3-2/0 (1.35")	10	100

Steel

Catalog Number	K.O. Size	Flex Trade Size	AC/MC Cable Range		Unit Qty.	Std. Pkg.
			Min.	Max.		
571-S	1/2"	1/2"	8/3 (.70")	6/3 (.85")	50	200
572-S	3/4"	3/4"	4/3 (.94")	4/3 (1.04")	25	100
573-S	1"	1"	2/3 (1.18")	3-2/0 (1.35")	10	100

Steel / Insulated Throat - 105°C

Catalog Number	K.O. Size	Flex Trade Size	AC/MC Cable Range		Unit Qty.	Std. Pkg.
			Min.	Max.		
571-SI	1/2"	1/2"	8/3 (.70")	6/3 (.85")	50	200
572-SI	3/4"	3/4"	4/3 (.94")	4/3 (1.04")	25	100
573-SI	1"	1"	2/3 (1.18")	3-2/0 (1.35")	10	100

Snap Type Connectors



590-DC2

590-DCI2

590-DC2
(Back View)

For connecting AC/MC cable or flexible metal conduit to box or enclosure. Refer to the cable connector compatibility charts in the technical guide section for MCI-A and other cables. Push cable or conduit into the connector and install in 1/2" knockout. Internal spring steel locking ring tabs securely clamp the cable in place and ensure bonding. Ring tabs are shaped to accept cable without damage to wire insulation. Patented.

File No. E20534

Zinc Die Cast

Catalog Number	K.O. Size	Flex Trade Size	AC/MC Cable Range		Unit Qty.	Std. Pkg.
			Min.	Max.		
590-DC2	1/2"	3/8"	14/2 (.43")	10/3 (.61")	50	500

Quick Install

Zinc Die Cast / Insulated Throat - 105°C

Catalog Number	K.O. Size	Flex Trade Size	AC/MC Cable Range		Unit Qty.	Std. Pkg.
			Min.	Max.		
590-DCI2	1/2"	3/8"	14/2 (.43")	10/3 (.61")	50	500

Quick Install

Mighty-Seal® PVC Jacketed MC and TECK Cable Connectors



CONCRETE-TIGHT RAIN-TIGHT

For connecting PVC jacketed MC cable (parking deck/lot cable) or TECK cable to box or enclosure. Simply strip 7/8" to 1" of jacket from end of cable, loosen nut, and push cable into connector until cable reaches end stop. Tighten nut for raintight connection. Knockout gasket provides positive seal at 1/2" K.O. NPT tapered threads permits installation in threaded boxes. The 595-DC2C, 596-DC2C and 895-DC2C have a polyolefin coating and are listed for direct burial. Concrete-tight. Patented.

UL File No. E20534 (except 595-DC2C, 596-DC2C and 895-DC2C)

ETL Listed: 595-DC2C, 596-DC2C and 895-DC2C

Zinc Die Cast

Catalog Number	K.O. Size	TECK Cable Range		MC Cable Range		Unit Qty.	Std. Pkg.
		Min.	Max.	Min.	Max.		
595-DC2	1/2"	14/2 (.61")	12/2 (.72")	12/2 (.50")	10/3 (.61")	15	60
596-DC2	1/2"	14/3 (.685")	10/3 (.80")	10/4 (.61")	8/3 (.69")	15	60
895-DC2*	1/2"	14/2 (.61")	12/2 (.72")	12/2 (.50")	10/3 (.61")	10	40

Zinc Die Cast / Insulated Throat - 105°C

Catalog Number	K.O. Size	TECK Cable Range		MC Cable Range		Unit Qty.	Std. Pkg.
		Min.	Max.	Min.	Max.		
595-DC12	1/2"	14/2 (.61")	12/2 (.72")	12/2 (.50")	10/3 (.61")	15	60
596-DC12	1/2"	14/3 (.685")	10/3 (.80")	10/4 (.61")	8/3 (.69")	15	60
895-DC12*	1/2"	14/2 (.61")	12/2 (.72")	12/2 (.50")	10/3 (.61")	10	40

Zinc Die Cast / Polyolefin Coating

Catalog Number	K.O. Size	TECK Cable Range		MC Cable Range		Unit Qty.	Std. Pkg.
		Min.	Max.	Min.	Max.		
595-DC2C	1/2"	14/2 (.61")	12/2 (.72")	12/2 (.50")	10/3 (.61")	10	40
596-DC2C	1/2"	14/3 (.685")	10/3 (.80")	10/4 (.61")	8/3 (.69")	15	60
895-DC2C*1/2"	1/2"	14/2 (.61")	12/2 (.72")	12/2 (.50")	10/3 (.61")	10	40

* 90° version

Duplex Connectors



601-DC2, 621-DC2

691-DC2

For connecting AC/MC cable and flexible metal cable to box or enclosure. The 601-DC2 is CSA Listed for ACG90. Refer to the cable connector compatibility charts in the technical guide section for MCI-A and other cables.

UL File No. E20534

SP File No. LR39354

Zinc Die Cast

Catalog Number	K.O. Size	Flex Trade Size	ACG90 Cable Range		AC/MC Cable Range		Unit Qty.	Std. Pkg.
			Min.	Max.	Min.	Max.		
601-DC2	1/2"	3/8"	14/2 (.375")	10/3 (.625")	14/3 (.375")	10/3 (.625")	20	200
621-DC2	3/4"	3/8"	---	---	14/4 (.44")	8/3 (.70")	25	100
691-DC2	1/2"	3/8"	---	---	14/2 (.42")	10/3 (.61")	20	200

Whipper-Snap® Duplex Connectors



3838SP

3838ASP

The 3838ASP and 3838SP are double-snap type connectors. Simply snap cables into connector and snap assembly into electrical box. No tools required! Refer to the cable connector compatibility charts in the technical guide section for MCI-A and other cables. Integral internal spring steel locking tabs fasten cable or conduit. External spring steel locking tabs secures connector to electrical box. Suitable for maintaining grounding continuity when installed in accordance with the NEC. Patented Whipper-Snap design.

 File No. E20534

Zinc Die Cast

Catalog Number	K.O. Size	Flex Trade Size	AC/MC Cable Range		Unit Qty.	Std. Pkg.
			Min.	Max.		
3838SP	1/2"	3/8"	14/2 (.38")	10/2 (.59")	20	200



Zinc Die Cast / Insulated Throat - 105°C

Catalog Number	K.O. Size	Flex Trade Size	AC/MC Cable Range		Unit Qty.	Std. Pkg.
			Min.	Max.		
3838ASP	1/2"	3/8"	14/2 (.38")	10/2 (.59")	20	200



Whipper-Snap® Snap-In “U” Shaped Strap Duplex Connectors



For connecting AC/MC cable or flexible metal conduit to box or enclosure. Connectors simply snap into the electrical box. Refer to the cable connector compatibility charts in the technical guide section for MCI-A and other cables. Suitable for maintaining grounding continuity when installed in accordance with the NEC. Patented Whipper-Snap design.

 File No. E20534

Zinc Die Cast / Insulated Throat - 105°C


Catalog Number	K.O. Size	Flex Trade Size	AC/MC Cable Range		Unit Qty.	Std. Pkg.
			Min.	Max.		
SG3838ASP	1/2"	3/8"	14/4 (.42")	10/3 (.61")	20	200



Two Screw Strap Type Connectors



Used to connect AC/MC cable or flexible metal conduit to box or enclosure. Refer to the cable connector compatibility charts in the technical guide section for MCI-A and other cables.

 File No. E20534

Zinc Die Cast

Catalog Number	K.O. Size	Flex Trade Size	AC/MC Cable Range		Unit Qty.	Std. Pkg.
			Min.	Max.		
653-DC2	1/2"	1/2"	8/2 (.675")	6/4 (.90")*	25	100
655-DC2	3/4"	3/4"	6/3 (.85")	4/3 (1.10")	20	100
657-DC2	1"	1"	4/3 (1.03")	1/3 (1.31")	5	25

*AC only

Two Screw Strap Type Connectors




683-DC2

683-DCI2

683-DCX2

Used to connect MC cable to box or enclosure.

 File No. E20534: 682-DC2

 File No. E202876: 683-DC2 thru 689-DC2; 683-DCI2 thru 689-DCI2 and 683-DCX2 thru 689-DCX2

Zinc Die Cast (Round Opening)

Catalog Number	K.O. Size	MC Cable Range		Unit Qty.	Std. Pkg.
		Min.	Max.		
682-DC2	3/4"	10/3 (.530")	6/4 (.865")*	10	100
683-DC2	1"	6/4 (.875")	4/3 (1.040")	10	100
684-DC2	1 1/4"	4/4 (1.100")	3/4 (1.250")	10	100
685-DC2	1 1/2"	2/4 (1.250")	3-2/0 (1.500")	5	25
686-DC2	2"	4-4/0 (1.750")	4-250 MCM (2.000")	2	10
687-DC2	2 1/2"	4-300 MCM (2.000")	4-500 MCM (2.500")	1	5
688-DC2	3"	4-500 MCM (2.375")	4-750 MCM (3.000")	1	5
689-DC2	3 1/2"	4-600 MCM (2.750")	4-750 MCM (3.500")	1	5

*AC/MC

Zinc Die Cast (Round Opening) / Insulated Throat - 105°C

Catalog Number	K.O. Size	MC Cable Range		Unit Qty.	Std. Pkg.
		Min.	Max.		
683-DCI2	1"	6/4 (.750")	4/3 (1.040")	10	100
684-DCI2	1 1/4"	4/4 (1.100")	3/4 (1.250")	10	100
685-DCI2	1 1/2"	2/4 (1.250")	3-2/0 (1.500")	5	25
686-DCI2	2"	4-4/0 (1.750")	4-250 MCM (2.000")	2	10
687-DCI2	2 1/2"	4-300 MCM (2.000")	4-500 MCM (2.500")	1	5
688-DCI2	3"	4-500 MCM (2.375")	4-750 MCM (3.000")	1	5
689-DCI2	3 1/2"	4-600 MCM (2.750")	4-750 MCM (3.500")	1	5

Zinc Die Cast (Rectangular Opening)

Catalog Number	K.O. Size	MC Cable Range		Unit Qty.	Std. Pkg.
		Min.	Max.		
683-DCX2	1"	6/4 (.875")	4/3 (1.040")	10	100
684-DCX2	1 1/4"	4/4 (1.100")	3/4 (1.250")	10	100
685-DCX2	1 1/2"	2/4 (1.250")	3-2/0 (1.500")	5	25
686-DCX2	2"	4-4/0 (1.500")	4-250 MCM (1.850")	2	10
687-DCX2	2 1/2"	4-300 MCM (2.000")	4-500 MCM (2.500")	1	5
688-DCX2	3"	4-500 MCM (2.375")	4-750 MCM (3.000")	1	5
689-DCX2	3 1/2"	4-600 MCM (2.750")	4-750 MCM (3.500")	1	5

Four Screw Strap Type Connectors



Used to connect AC/MC cable to box or enclosure.

File No. E202876

Malleable Iron (Rectangular Opening)

Catalog Number	K.O. Size	MC Cable Range		Unit Qty.	Std. Pkg.
		Min.	Max.		
683-XM	1"	6/4 (.84")	4/4 (1.10")	10	100
684-XM	1 1/4"	4/4 (1.05")	4-1/0 (1.34")	10	100
685-XM	1 1/2"	3-1/0 (1.34")	4-2/0 (1.52")	5	25
686-XM	2"	4-3/0 (1.52")	3-350 MCM (1.95")	2	10
687-XM	2 1/2"	3-350 MCM (1.95")	4-500 MCM (2.50")*	1	5
688-XM	3"	4-500 MCM (2.47")	4-750 MCM (2.86")*	1	5
689-XM	3 1/2"	4-500 MCM (2.65")	4-900 MCM (3.20")*	1	5

*MC only

Whipper-Snap® Snap-In Two Screw Strap Type Connector



For connecting AC/MC cable or flexible metal conduit to box or enclosure. CSA Listed for ACG90. Refer to the cable connector compatibility charts in the technical guide section for MCI-A and other cables. Patented Whipper-Snap design.

File No. 20534 File No. LR39354

Zinc Die Cast

Catalog Number	K.O. Size	Flex Trade Size	ACG90 Cable Range		AC/MC Cable Range		Unit Qty.	Std. Pkg.
			Min.	Max.	Min.	Max.		
840SP	1/2"	3/8"	14/2 (.44")	10/3 (.61")	14/4 (.44")	10/3 (.61")	100	1000



Whipper-Snap® 90° Duplex Connector



90° fitting with steel cover used to connect AC/MC or flexible metal conduit to box or enclosure. Simply snap connector into electrical box! External spring steel locking tabs secures connector. Refer to the cable connector compatibility charts in the technical guide section for MCI-A and other cables. Patented Whipper-Snap design.

File No. E20534

Zinc Die Cast


Catalog Number	K.O. Size	Flex Trade Size	AC/MC Cable Range		Unit Qty.	Std. Pkg.
			Min.	Max.		
84690SP	1/2"	3/8"	14/4 (.44")	10/3 (.61")	25	100



90° Duplex Connector



90° fitting with steel cover used to connect AC cable or flexible metal conduit to box or enclosure.

 File No. E20534

Zinc Die Cast


Catalog Number	K.O. Size	Flex Trade Size	AC Cable Range		Unit Qty.	Std. Pkg.
			Min.	Max.		
830-DC2	1/2"	3/8"	12/2 (.44")	10/3 (.61")	25	100


90° Connectors



90° fitting with cover for connecting MC cable to box or enclosure. Refer to the cable connector compatibility charts in the technical guide section for MCI-A and other cables.

 File No. E9391: 801-DC2 and 801-DCI2

 File No. E20534: 804-, 806-, 807-, 808-DC2 & DCI2

 File No. LR39354

Zinc Die Cast

Catalog Number	K.O. Size	Flex Trade Size	Metal Clad Cable Range		Unit Qty.	Std. Pkg.
			Min.	Max.		
801-DC2	1/2"	3/8"	14/4 (.450")	10/4 (.625")	25	250
804-DC2	1/2"	1/2"	.750"	.875"	25	100
806-DC2	3/4"	3/4"	.875"	1.000"	10	50
807-DC2	1"	1"	1.187"	1.312"	---	25
808-DC2	1 1/4"	1 1/4"	1.500"	1.625"	---	25

Zinc Die Cast / Insulated Throat - 105°C

Catalog Number	K.O. Size	Flex Trade Size	Metal Clad Cable Range		Unit Qty.	Std. Pkg.
			Min.	Max.		
801-DCI2	1/2"	3/8"	14/4 (.450")	10/4 (.625")	25	250
804-DCI2	1/2"	1/2"	.750"	.875"	25	100
806-DCI2	3/4"	3/4"	.875"	1.000"	10	50
807-DCI2	1"	1"	1.187"	1.312"	---	25
808-DCI2	1 1/4"	1 1/4"	1.500"	1.625"	---	25

Single Screw 90° Connectors - Locknut and Whipper-Snap® Designs



802-DC2



802SP

90° fitting with cover used for connecting AC/MC cable or flexible metal conduit to box or enclosure. Single screw design saves time and money. Connectors with patented Whipper-Snap design snap into electrical box! Concrete-tight when taped. Refer to the cable connector compatibility charts in the technical guide section for MCI-A and other cables.

UL File No. E9391: All except 802-MCIA2

UL File No. E202876: 802-MCIA2

Whipper-Snap® 90° Connector Double-Screw Design



Used for connecting AC/MC cable or flexible metal conduit to box or enclosure. Simply snap connector into electrical box. External spring steel locking tabs secures connector to electrical box. Patented Whipper-Snap design.

UL File No. E20534

One Hole Straps



Snap-on type strap used to support AC/MC cable or flexible metal conduit.

UL File No. E161206

Zinc Die Cast

Catalog Number	K.O. Size	Flex Trade Size	AC/MC Cable Range		Unit Qty.	Std. Pkg.
			Min.	Max.		
802-DC2	1/2"	3/8"	12/2 (.48")	10/3 (.58")	25	250
802-MCIA2	1/2"	---	14/4 (.42")	10/3 (.55")	25	250



Zinc Die Cast / Insulated Throat - 105°C

Catalog Number	K.O. Size	Flex Trade Size	AC/MC Cable Range		Unit Qty.	Std. Pkg.
			Min.	Max.		
802-DCI2	1/2"	3/8"	12/2 (.48")	10/3 (.58")	25	250



Whipper-Snap® Zinc Die Cast

Catalog Number	K.O. Size	Flex Trade Size	AC/MC Cable Range		Unit Qty.	Std. Pkg.
			Min.	Max.		
802SP	1/2"	3/8"	12/2 (.48")	10/3 (.58")	25	250



Zinc Die Cast

Catalog Number	K.O. Size	Flex Trade Size	AC/MC Cable Range		Unit Qty.	Std. Pkg.
			Min.	Max.		
850SP	1/2"	3/8"	12/2 (.55")	10/3 (.61")	25	250



Steel

Catalog Number	Flex Trade Size	AC/MC Cable Range		Unit Qty.	Std. Qty.
		Min.	Max.		
890-MC	---	14/2 (.475")	12/2 (.525")	100	1000
891-MC	---	14/3 (.540")	12/3 (.590")	100	1000
900-F	3/8"	12/4 (.560")	10/3 (.610")	100	1000

Mighty-Hold® Universal Clamp Straps



One piece clamp back and strap secures both cable and conduit. Secures EMT, Rigid, IMC, Metallic Liquid Tight, Nonmetallic Liquid Tight, FMC, and Schedule 40 and Schedule 80 PVC conduit, as well as steel and aluminum AC/MC cable. Patented.

File No. E161206

Zinc Plated Steel

Catalog Number	Trade Size	Unit Qty.	Std. Pkg.
UCS-5075	1/2" - 3/4"	50	250
UCS-75100	3/4" - 1"	50	250
UCS-100125	1" - 1 1/4"	25	100
UCS-125150	1 1/4" - 1 1/2"	--	25
UCS-150200	1 1/2" - 2"	--	25

Mighty-Hold® Universal Straps



For PVC jacketed steel MCI-A cable. Suitable for use in wet locations. Supports multiple sizes. Stainless Steel. Patented.

File No. E161206

Stainless Steel

Catalog Number	Hole Size	Cable Range		Unit Qty.	Std. Pkg.
		Min.	Max.		
USS-6171	.210"	12/2 (.55")	10/3 (.71")	100	1000

Mighty-Hold® Universal Straps



For AC/MC/MCI-A cable and flexible metal conduit. The US-6171 also supports jacketed MC/MCI-A cable. Secures multiple sizes. Patented.

File No. E161206


Steel

Catalog Number	Hole Size	Flex Trade Size	AC/MC Cable Range		Unit Qty.	Std. Pkg.
			Min.	Max.		
US-4461	.210"	3/8"	14/2 (.425")	10/3 (.61")	100	1000
US-6171	---	.210"	10/4 (.617")	8/3 (.710")	100	1000

Mighty-Hold® Duplex Universal Straps



For AC/MC/MCI-A cable and flexible metal conduit. The USD-6171 also supports jacketed MC/MCI-A cable. Secures multiple sizes. Patented.

 File No. E161206


Steel


Catalog Number	Flex Trade Size	Hole Size	Unit Qty.	Std. Pkg.
USD-4461	3/8"	.210"	100	1000
USD-6171	---	.210"	100	1000

Anti-Short Bushings "Redheads"



"Redheads" prevent damage to wire insulation when placed between the wire and armored sheath.

 File No. E11259

 File No. LR24719M5

Polyethylene - 90°C

Catalog Number	Trade Size	Flex Trade Size	Cable Size	Unit Qty.	Std. Pkg.
1000	0	5/16"	14/2, 14/3, 12/2	50	7000
1001	1	3/8"	14/4, 12/3, 6/1, 4/1	50	3500
1002	2	---	12/4, 10/2, 10/3, 2/1	50	7000
1003	3	1/2"	10/4, 8/2, 8/3, 1/1	20	2000
1004	4	3/4"	8/4, 6/2, 6/3, 4/2, 4/3, 6/4	20	1600
1005	5	1"	---	25	100
1006	6	1 1/4"	---	10	40
1007	7	1 1/2"	---	10	40
1008	8	2" - 2 1/2"	---	10	40

AC/MC Cable Bracket



Positions AC/MC cables. Galvanized steel construction. Convenient slot and hole for attaching to stud with nails or screws.

 File No. E161206

Steel

Catalog Number	AC/MC Cable Range		Unit Qty.	Std. Pkg.
	Min.	Max.		
895-MC	(4) 14/2	(4) 12/3	50	500

Cable Supports



NMCB-1



NMCB-3

NMCB-1 positions and supports nonmetallic and AC/MC cables. Also suitable for use with low voltage cabling to 3/8" diameter. Furnished with (2) No. 8 screws for use on wood or steel stud. Complies with NEC Articles 300.4(D) and 320.23(B). Patented.

NMCB-3 is provided with nails for use on wood studs or 3/4" thick furring strips to position and support AC/MC cables. May also be attached to metal studs or enclosures, or concrete block with No. 6 round head screws. Mounts in either horizontal or vertical direction. Low profile design and unique dimpled slots prevent accidental removal of cables. Patented.

 File No. E161206

Polypropylene

Catalog Number	Cable Range		Unit Qty.	Std. Pkg.
	Min.	Max.		
NMCB-1	(6) 14/2	(6) 10/3 NM-B Or (4) 12/2 AC/MC	25	100
NMCB-3	(5) 14/2	(5) 10/3 AC/MC	25	100

Transition Fittings

Combination Couplings




Compression type end for EMT. Two-screw steel strap end for flexible metal conduit.

Malleable Iron

Catalog Number	EMT Trade Size	Flex Trade Size	Unit Qty.	Std. Pkg.
280	1/2"	3/8"	25	100
281	1/2"	1/2"	20	100

Combination Couplings



Zinc Die Cast


Catalog Number	EMT Trade Size	Flex Trade Size	Nonmetallic Cable Range*		AC/MC Cable Range		Unit Qty.	Std. Pkg.
			Min.	Max.	Min.	Max.		
280-DC	1/2"	---	14/2	10/3	---	---	25	100
280-DCX	1/2"	3/8"	14/2	14/2	14/2 (.43")	10/3 (.61")	25	100
280SP	1/2"	3/8"	---	---	14/2 (.43")	10/3 (.61")	25	100
280SPMB	1/2"	3/8"	---	---	14/2 (.43")	10/3 (.61")	25	100


*See nonmetallic cable section.

Set screw type coupling used to join EMT to AC/MC and flexible metal conduit. The patented 280-DCX and 280-DC have steel straps.

The 280SP and 280SPMB are patented Mighty-Merge[®] Designs. The 280SP has a set screw end for EMT and a Snap-In end for AC/MC cables and flexible metal conduit. The 280SPMB has a Push-In end for EMT and a Snap-In end for AC/MC cables and flexible metal conduit.

Refer to the cable connector compatibility chart in the technical guide section for MCI-A and other cables.

 Listed: 287-XS, 288-XS, 289-XS, 290-XS

 File No. E9391: 280-DC, 280-DCX, 280SPMB, 280SP, 281-DC, 282-DC, 283-DC, 284-DC, 285-DC, 286-DC

Zinc Plated Steel

Catalog Number	EMT Trade Size	Flex Trade Size	Unit Qty.	Std. Pkg.
281-DC	1/2"	1/2"	25	250
282-DC	3/4"	3/4"	25	100
282-DCX	3/4"	1/2"	25	100
283-DC	1"	1"	10	100
284-DC	1 1/4"	1 1/4"	4	40
285-DC	1 1/2"	1 1/2"	2	20
286-DC	2"	2"	2	20

Zinc Plated Steel

Catalog Number	EMT Trade Size	Flex Trade Size	Unit Qty.	Std. Pkg.
287-XS	2 1/2"	2 1/2"	1	4
288-XS	3"	3"	1	4
289-XS	3 1/2"	3 1/2"	---	2
290-XS	4"	4"	---	1

Combination Couplings



Zinc

Steel

Set screw type fitting used to join EMT to rigid or IMC. Concrete-tight. Furnished with Tri-Drive slot/Phillips/Robertson head screws.

Listed: 290-DC thru 292-DC

File No. E9391: 290-S thru 292-S

Zinc Die Cast

Catalog Number	EMT Trade Size	Rigid Trade Size	Unit Qty.	Std. Pkg.
290-DC	1/2"	1/2"	50	200
291-DC	3/4"	3/4"	25	100
292-DC	1"	1"	25	100

Steel

Catalog Number	EMT Trade Size	Rigid Trade Size	Unit Qty.	Std. Pkg.
290-S	1/2"	1/2"	25	100
291-S	3/4"	3/4"	25	100
292-S	1"	1"	10	50

Mighty-Merge® Raintight Combination Couplings



Couplings used to transition EMT to rigid for a secure raintight/wet location seal. Patented.

Listed

Zinc Die Cast

Catalog Number	EMT Trade Size	Rigid Trade Size	Unit Qty.	Std. Pkg.
290-RT	1/2"	1/2"	25	100
291-RT	3/4"	3/4"	25	100
292-RT	1"	1"	10	50

Combination Couplings



Used to join rigid or IMC to EMT. Coupling internally threaded for rigid / IMC. Compression end for EMT. Concrete-tight.

File No. E9391: 292-MS


Zinc Plated Steel

Catalog Number	EMT Trade Size	Rigid Trade Size	Unit Qty.	Std. Pkg.
290-MS	1/2"	1/2"	25	100
291-MS	3/4"	3/4"	25	100
292-MS	1"	1"	10	50

Combination Couplings



Coupling used to join EMT to flexible metal conduit. Screw-in end for flex. Compression end for EMT.

 File No. E9391

581-DC UL also listed for use with XRWFMC.

Zinc Die Cast

Catalog Number	EMT Trade Size	Flex Trade Size	Unit Qty.	Std. Pkg.
581-DC	1/2"	1/2"	50	500
582-DC	3/4"	3/4"	25	250
583-DC	1"	1"	10	100

Mighty-Merge® Combination Couplings



4057-DC



4058-DC


Couplings used to join EMT to flexible metal conduit and AC/MC cable. Refer to the cable connector compatibility charts in the technical guide section for MCI-A and other cables. Patented.

 Listed

Zinc Die Cast

Catalog Number	EMT Trade Size	Flex Trade Size	AC/MC Cable Range		Unit Qty.	Std. Pkg.
			Min.	Max.		
4057-DC	3/4"	3/8"	1 1/2 (.43")	10/3 (.61")	25	100
4058-DC	3/4"	1/2"	10/4 (.63")	6/4 (.89")	25	100

Mighty-Merge® Combination Couplings



Coupling used to join duplex AC/MC cable or flexible metal conduit to EMT. Set screw type transitional fitting ideal for commercial and institutional facilities. A labor savings, compared to the traditional junction box installation. Simply remove the armor and expose the length of conductors to reach the device box or enclosure. Insert FMC or AC/MC until visible in inspection holes. Refer to the cable connector compatibility charts in the technical guide section for MCI-A and other cables. Patented.

UL File No. E20534

ETL Listed: 4156-DC. 4357-DC. 4457-DC. 4357-NM

Zinc Die Cast

Catalog Number	EMT Trade Size	Flex Trade Size	AC/MC Cable Range		Unit Qty.	Std. Pkg.
			Min.	Max.		
4156-DC	1/2"	3/8"	14/2 (.43")	12/2 (.52")	20	100
4157-DC	3/4"	3/8"	14/2 (.43")	10/3 (.61")	25	100
4357-DC	1"	3/8"	14/2 (.43")	10/3 (.61")	5	20
4457-DC	1"	3/8"	14/2 (.43")	10/3 (.61")	5	20
5157-DC	3/4"	3/8"	14/2 (.43")	10/3 (.61")	25	100

Zinc Die Cast

Catalog Number	EMT Trade Size	AC/MC Cable Range		Unit Qty.	Std. Pkg.
		Min.	Max.		
4357-NM	3/4"	(1) 10/2	(1) 14/2	10	40
			OR		
		(1) 12/4			
			OR		
		(1) 10/3	(1) 14/3		
			OR		
		(1) 12/2 and (1) 14/2 or (1) 10/2			
			OR		
		(2) 14/3 or (2) 12/3			
			OR		
(2) 10/2	(2) 14/2				

Mighty-Merge® Two-to-One Combination Couplings



4256-DC

4258-DC

Used to join two lengths of EMT conduit into one. The 4256-DC joins two 1/2" EMT to one 3/4" EMT. The 4258-DC joins two 3/4" EMT to one 1" EMT. Patented.

UL File No. E24001

Zinc Die Cast

Catalog Number	Trade Size	Unit Qty.	Std. Pkg.
4256-DC	(2) 1/2" to (1) 3/4"	10	40
4258-DC	(2) 3/4" to (1) 1"	10	40

Combination Couplings



Zinc Die Cast

Catalog Number	EMT Trade Size	LT Trade Size	Unit Qty.	Std. Pkg.
4360-DC	1/2"	1/2"	25	100
4361-DC	3/4"	3/4"	10	50
4362-DC	1"	1"	10	50
4363-DC	1 1/4"	1 1/4"	5	25
4364-DC	1 1/2"	1 1/2"	5	25
4365-DC	2"	2"	5	20

Coupling used to join either metallic or nonmetallic (Type "B") liquid tight to EMT. Concrete-tight. UL Listed "Raintight".

UL File No. E24001: 4360-DC and 4361-DC

SP File No. LR39354 4360-DC and 4361-DC

UL File No. E24001: 4362-DC thru 4365-DC

Raintight Combination Couplings



Steel

Catalog Number	LT Trade Size	Rigid Trade Size	Unit Qty.	Std. Pkg.
4369-LT	3/8"	1/2"	25	125
4370-LT	1/2"	1/2"	20	100
4371-LT	3/4"	3/4"	10	50
4372-LT	1"	1"	5	25
4373-LT	1 1/4"	1 1/4"	4	20
4374-LT	1 1/2"	1 1/2"	3	15
4375-LT	2"	2"	2	10

Used to join rigid or IMC to metallic liquid tight conduit. Concrete-tight. UL Listed "Raintight".

UL File No. E9391

Lined area for notes, consisting of multiple horizontal lines.

Combination Couplings



Set screw type couplings used to join EMT to nonmetallic cable. Steel strap. Patented.

 File No. E9391

Zinc Die Cast


Catalog Number	Nonmetallic Cable Range		Unit Qty.	Std. Pkg.
	Min.	Max.		
280-DC	(2) 14/2 (1) 14/2	(2) 12/2 (1) 10/3	25	100
280-DCX	(1) 14/2	(1) 14/2	25	100

Single Screw Strap Type Connector With Tri-Drive Screw



For connecting nonmetallic cable to box or enclosure. CSA Listed for ACG890.

 File No. E20534

 File No. LR39354

Zinc Die Cast

Catalog Number	K.O. Size	ACG90 Cable Range		Nonmetallic Cable Range		Unit Qty.	Std. Pkg.
		Min.	Max.	Min.	Max.		
560-DC2	1/2"	14/2	10/3	14/2	10/2	50	500

Multi-Purpose Connector Two Screw, Strap Type



Used to connect nonmetallic sheath cable (NM-B), AC/MC cable or flexible metal conduit to 1/4" knockout. Will fit 1/4" knockouts with flats, such as used in lighting applications.

 Recognized UL File No. E9391


Zinc Die Cast


Catalog Number	K.O. Size	Flex Trade Size	AC/MC Cable Range		Nonmetallic Cable Range		Unit Qty.	Std. Pkg.
			Min.	Max.	Min.	Max.		
563-DC2	1/4"	3/8"	14/2	12/2	14/2	12/2	50	500

Duplex Connector



Strap type fitting used to connect nonmetallic cable, flexible metal conduit and AC/MC cables to box or enclosure. CSA Listed for ACG90. Refer to the cable connector compatibility charts in the technical guide section.

 File No. E20534

 File No. LR39354

Zinc Die Cast

Catalog Number	K.O. Size	Flex Trade Size	ACG90 and AC/MC Cable Range		Nonmetallic Cable Range		Unit Qty.	Std. Pkg.
			Min.	Max.	Min.	Max.		
601-DC2	1/2"	3/8"	14/2 (.375")	10/3 (.625")	(1) 14/2	(1) 10/3	20	200

PVC “Snap-In” Type Connectors



616-NMD



617-NMD

For connecting nonmetallic cable to box or enclosure. Locknut not required.

File No. E11698

PVC

Catalog Number	K.O. Size	Nonmetallic Cable Range		Unit Qty.	Std. Pkg.
		Min.	Max.		
616-NMD 	1/2"	(1) 14/2	(1) 6/2	100	1000
		Or			
		(2) 14/2	(2) 12/3		
In Any Combination					
617-NMD 	3/4"	(1) 8/2	(1) 6/3	50	500

PVC “Snap-In” Type Connectors



For connecting nonmetallic cable or portable cord to box or enclosure.

File No. E11698

File No. LR74878

PVC

Catalog Number	K.O. Size	Nonmetallic Cable Range		Cord Diameter		Unit Qty.	Std. Pkg.
		Min.	Max.	Min.	Max.		
620-NM 	1/2"	(1) 14/2	(1) 10/3	.297	.594	50	500
		Or					
		(2) 14/2	(2) 12/2				

Catalog Number	K.O. Size	Nonmetallic Cable Range		Cord Diameter		Unit Qty.	Std. Pkg.
		Min.	Max.	Min.	Max.		
621-NM 	3/4"	(1) 8/3	(1) 6/3	.500	.844	25	250
		Or					
		(2) 12/3	(2) 8/3				

Two-Piece Clamp Type Connectors



For connecting single nonmetallic cable to box or enclosure. Locknut not required.

File No. E11698: 642 thru 644


Steel

Catalog Number	K.O. Size	Nonmetallic Cable Range		Unit Qty.	Std. Pkg.
		Min.	Max.		
642	1/2"	.180"	.560"	100	1000
643	3/4"	.250"	.830"	50	500
644	1 1/4"	.250"	.980"	50	250
645	1 1/2"	.312"	1.125"	20	100

Single Screw, Strap Type Connector



For connecting nonmetallic cable or SJO cord to box or enclosure.
US Patent D473-7835.

 File No. E11698


Zinc Die Cast

Catalog Number	K.O. Size	SJO Cord Cable Range		Nonmetallic Cable Range		Unit Qty.	Std. Pkg.
		Min.	Max.	Min.	Max.		
651-DC2	1/2"	18/3	12/3	(1) 14/2	(1) 12/2	100	1000
				Or			

Whipper-Snap® Single Screw, Strap Type Connector



For connecting nonmetallic cable to box or enclosure. Also listed for use with SJO cord. Simply snap connector into electrical box. External spring steel locking tabs secures connector to electrical box. Patented Whipper-Snap design.

 File No. E11698

Zinc Die Cast

Catalog Number	K.O. Size	SJO Cord Cable Range		Nonmetallic Cable Range		Unit Qty.	Std. Pkg.
		Min.	Max.	Min.	Max.		
651SP	1/2"	18/3	12/3	(1) 14/2	(1) 10/3	100	1000
				Or			



Two Screw, Strap Type Connectors



566-DC2



660-DC2 thru
666-DC2



650-DC2 thru
676-DC2

For connecting nonmetallic cable to box or enclosure. The 650-HD2 has a die cast strap for heavy duty use.

File No. E20534: 566-DC2

File No. E11698: 650-DC2, 651SP, 650-HD2

File No. E15123: 660-DC2 thru 666-DC2; 670-DC2 thru 676-DC2

File No. LR39354: 566-DC2, 650-DC2, 660-DC2, 670-DC2

*650-DC2 is suitable for use with 18/3 to 12/3 SJO cord

*650-HD2 is suitable for use with 16/2 to 14/3 SJO cord

Zinc Die Cast - Round Cable

Catalog Number	K.O. Size	Nonmetallic Cable Range		Unit Qty.	Std. Pkg.
		Min.	Max.		
566-DC2	1/2"	(1) or (2) 14/2	(2) 12/2	100	1000
		Or			
660-DC2	3/4"	(1) 14/2 .680"	(1) 10/2 .800"	25	250
662-DC2	1"	.850"	1.000"	10	100
664-DC2	1 1/4"	1.090"	1.300"	10	100
665-DC2	1 1/2"	1.187"	1.490"	---	25
666-DC2	2"	1.750"	1.950"	---	25

Zinc Die Cast - Oval Cable

Catalog Number	K.O. Size	Nonmetallic Cable Range		Unit Qty.	Std. Pkg.
		Height	Width		
650-DC2*	1/2"	(1) or (2) 14/2	(1) or (2) 12/2	100	1000
		Or			
		(1) 14/2	(1) 10/3		
650-HD2*	1/2"	(1) or (2) 14/2	(1) or (2) 12/2	100	1000
		Or			
		(1) 14/2	(1) 10/3		
670-DC2	3/4"	.437"	.625"	25	250
672-DC2	1"	.500"	.750"	10	100
674-DC2	1 1/4"	.625"	1.062"	10	100
675-DC2	1 1/2"	.750"	1.250"	---	25
676-DC2	2"	1.062"	1.625"	---	25

UF Connectors



Connector provides watertight seal around underground feeder cable. Tapered (NPT) threads.

File No. E11698



Zinc Die Cast

Catalog Number	Trade Size	Cable Size		Unit Qty.	Std. Pkg.
		Min.	Max.		
761-UF	1/2"	14/2 (.250")	10/2 (.500")	25	100
762-UF	3/4"	14/3 (.260")	10/3 (.720")	10	50

Mighty-Merge® Multi-NM Connector



Push-in nonmetallic fitting used to connect multiple nonmetallic cables to box or enclosure.

Listed

Plastic

Catalog Number	K.O. Size	Nonmetallic Cable Range		Unit Qty.	Std. Pkg.
		Min.	Max.		
630-NM2	3/4"	(1) 10/2	(1) 14/2	10	40
		OR			
		(1) 12/4			
		OR			
		(1) 10/3	(1) 14/3		
		OR			
		(1) 12/2 and (1) 14/2 or (1) 10/2			
		OR			
		(2) 14/3 or (2) 12/3			
		OR			
(2) 10/2		(2) 14/2			

Mighty-Merge® Multi-NM Transition



Push-in nonmetallic fitting used to connect multiple nonmetallic cables to EMT.

Listed

Plastic


Catalog Number	EMT Trade Size	Nonmetallic Cable Range		Unit Qty.	Std. Pkg.
		Min.	Max.		
4357-NM	3/4"	(1) 10/2	(1) 14/2	10	40
		OR			
		(1) 12/4			
		OR			
		(1) 10/3	(1) 14/3		
		OR			
		(1) 12/2 and (1) 14/2 or (1) 10/2			
		OR			
		(2) 14/3 or (2) 12/3			
		OR			
(2) 10/2		(2) 14/2			

Steel Cord Grip Connectors, Straight



Bridgeport's line of high quality, made in the USA, cord grip fittings is the electrician's smart choice. Each fitting is identified by a color coded grommet

that clearly indicates the minimum-maximum cable diameter range for which the connector can be used. Bridgeport's cord grips meet the requirements of rugged service on all types of equipment, in all non-hazardous areas. Our 105°C rated neoprene sealing grommets grip the cable jacket firmly but safely providing strain relief and protecting the internal wiring connections from tension on the cable or cord. The steel washer reduces friction between the grommet and the compression nut to provide even pressure distribution, eliminating leakage resulting from grommet distortion.

 File No. E11259

Steel

Catalog Number	Size	Cord Range		For Types S, SO, ST & STO	For Types SJ, STO, SJT SJTO, SVO, & BUS DROP	Color	Unit Qty.	Std. Pkg.
		Min.	Max.					
CG770-250	1/2"	.150	.250		18-2, 3 SVO	Red	25	250
CG770-350	1/2"	.250	.350		18-2, 3 SJT 18-2, 3, 4 SJO 16-2, 3, SJO	White	25	250
CG770-450	1/2"	.350	.450	18-2, 3, 4 16-2, 2, 4	16-4 SJO 14-2,3,4 SJO 12-2550 14-3 BUS DROP	Blue	25	250
CG770-560	1/2"	.450	.550	18-5, 6, 7 16-5, 6 14-2, 3	12-3 SJO 12-3 & 10-3 BUS DROP	Green	25	250
CG770-650	1/2"	.550	.650	18-8, 10 16-7, 8 14-4 12-2, 3 10-2		Beige	25	250
CG771-250	3/4"	.150	.250		18-2 & 3 SVO	Red	10	100
CG771-350	3/4"	.250	.350		18-2,3 SJT 18-2,3,4 SJO 16-2,3 SJO	White	10	100
CG771-450	3/4"	.350	.450	18-2, 3, 4 16-2, 3, 4	16-4SJO 14-2, 3, 4 SJO 12-2 SJO 14-3 BUS DROP	Blue	10	100
CG771-560	3/4"	.450	.550	18-5, 6, 7 16-5, 6 14-2, 3	12-3 SJO 12-3 & 10-3 BUS DROP	Green	10	100
CG771-650	3/4"	.550	.650	18-8,10 16-7, 8 14-4 12-2, 3 10-2		Beige	10	100
CG771-750	3/4"	.650	.750	18-12,14 16-10,12 14-5, 6, 7 12-4, 5 10-3, 4 8-2	8-3 BUS DROP	Yellow	10	100
CG771-850	3/4"	.750	.850	18-16,18, 20 16-14, 16, 18 14-8 12-6, 7, 8 10-5 8-3, 4 6-2	6-3 BUS DROP	Purple	5	100
CG772-560	1"	.450	.550	18-5, 6, 7 16-5, 6 14-2, 3	12-3 SJO 12-3 & 10-3 BUS DROP	Green	5	50
CG772-650	1"	.550	.650	18-8, 10 16-7, 8 14-4 12-2, 3 10-2		Beige	5	50
CG772-750	1"	.650	.750	18-2,14 16-10,12 14-5, 6, 7 12-4, 5 10-3, 4 8-2	8-3 BUS DROP	Yellow	5	50
CG772-850	1"	.750	.850	18-16,18, 20 16-14, 16, 18 14-8 12-6, 7, 8 10-5 8-3, 4 6-2	6-3 BUS DROP	Purple	5	50
CG772-950	1"	.850	.950	18-22, 24, 26 16-20, 22, 24 14-10, 12 10-6, 7, 8 6-3, 4	4-3 BUS DROP	Gray	5	50
CG772-1050	1"	.950	1.050	18-30 16-26 14-14, 16 12-10 4-3		Black	5	50

Steel Cord Grip Connectors, Straight *Continued...*

Steel


Catalog Number	Size	Cord Range		For Types	For Types SJ, STO, SJT	Color	Unit Qty.	Std. Pkg.
		Min.	Max.	S, SO, ST & STO	SJTO, SVO, & BUS DROP			
CG773-850	1 1/4"	.750	.850	18-16,18,20 16-14,16,18 14-8 12-6,7,8 10-5 8-3,4 6-2	6-3 BUS DROP	Purple	5	25
CG773-950	1 1/4"	.850	.950	18-22,24,26 16-20, 22, 24 14-10,12 10-6,7, 6-3,4	4-3 BUS DROP	Grey	5	25
CG773-1050	1 1/4"	.950	1.050	18-30 16-26 14-14,16 12-10 4-3	-	Black	5	25
CG773-1150	1 1/4"	1.050	1.150	18-36,40 16-30,36 14-18,20 12-12,14 10-10 4-4	2-3 BUS DROP	Orange	5	25
CG773-1250	1 1/4"	1.150	1.250	16-40 14-22 12-16,18 10-12,14 2-3	-	Red	5	25
CG773-1375	1 1/4"	1.250	1.375	14-24,26,30 12-20 10-16 2-4	-	White	5	25
CG774-1050	1 1/2"	0.950	1.050	18-30 16-26 14-14,16 12-10 4-3	-	Black	2	20
CG774-1150	1 1/2"	1.050	1.150	18-36,40 16-30,36 14-18,20 12-12,14 10-10 4-4	2-3 BUS DROP	Orange	2	20
CG774-1250	1 1/2"	1.150	1.250	16-40 14-22 12-16,18 10-12,14 2-3	-	Red	2	20
CG774-1375	1 1/2"	1.250	1.375	12-24,26,30 12-20 10-16 2-4	-	White	2	20

Aluminum Cord Grip Connectors, Straight



Bridgeport's line of high quality, made in the USA, cord grip fittings is the electrician's smart choice. Each fitting is identified by a color coded grommet

that clearly indicates the minimum-maximum cable diameter range for which the connector can be used. Bridgeport's cord grips meet the requirements of rugged service on all types of equipment, in all non-hazardous areas. Our 105°C rated neoprene sealing grommets grip the cable jacket firmly but safely providing strain relief and protecting the internal wiring connections from tension on the cable or cord. The washer reduces friction between the grommet and the compression nut to provide even pressure distribution, eliminating leakage resulting from grommet distortion.

 File No. E11259


Aluminum


Catalog Number	Size	Cord Range		For Types S, SO, ST & STO	For Types SJ, STO, SJT SJTO, SVO, & BUS DROP	Color	Unit Qty.	Std. Pkg.
		Min.	Max.					
CGA770250	1/2"	.150	.250		18-2, 3 SVO	Red	25	250
CGA770350	1/2"	.250	.350		18-2, 3 SJT 18-2, 3, 4 SJO 16-2, 3, SJO	White	25	250
CGA770450	1/2"	.350	.450	18-2, 3, 4 16-2, 2, 4	16-4 SJO 14-2, 3, 4 SJO 16-2, 3 SJO	Blue	25	250
CGA770560	1/2"	.450	.550	18-5, 6, 7 16-5, 6 14-2, 3	12-3 SJO 12-3 & 10-3 BUS DROP	Green	25	250
CGA770650	1/2"	.550	.650	18-8, 10 16-7, 8 14-4 12-2, 3 10-2		Beige	25	250
CGA771250	3/4"	.150	.250		18-2 & 3 SVO	Red	10	100
CGA771350	3/4"	.250	.350		18-2, 3 SJT 18-2, 3, 4 SJO 16-2, 3 SJO	White	10	100
CGA771450	3/4"	.350	.450	18-2, 3, 4 16-2, 3, 4	16-4 SJO 14-2, 3, 4 SJO 12-2 SJO 14-3 BUS DROP	Blue	10	100
CGA771560	3/4"	.450	.550	18-5, 6, 7 16-5, 6 14-2, 3	12-3 SJO 12-3 & 10-3 BUS DROP	Green	10	100
CGA771650	3/4"	.550	.650	18-8, 10 16-7, 8 14-4 12-2, 3 10-2		Beige	10	100
CGA771750	3/4"	.650	.750	18-12, 14 16-10, 12 14-5, 6, 7 12-4, 5 10-3, 4 8-2	8-3 BUS DROP	Yellow	10	100
CGA771850	3/4"	.750	.850	18-16, 18, 20 16-14, 16, 18 14-8 12-6, 7, 8 10-5 8-3, 4 6-2	6-3 BUS DROP	Purple	5	100
CGA772560	1"	.450	.550	18-5, 6, 7 16-5, 6 14-2, 3	12-3 SJO 12-3 & 10-3 BUS DROP	Green	5	50
CGA772650	1"	.550	.650	18-8, 10 16-7, 8 14-4 12-2, 3 10-2		Beige	5	50
CGA772750	1"	.650	.750	18-2, 14 16-10, 12 14-5, 6, 7 12-4, 5 10-3, 4 8-2	8-3 BUS DROP	Yellow	5	50
CGA772850	1"	.750	.850	18-16, 18, 20 16-14, 16, 18 14-8 12-6, 7, 8 10-5 8-3, 4 6-2	6-3 BUS DROP	Purple	5	50
CGA772950	1"	.850	.950	18-22, 24, 26 16-20, 22, 24 14-10, 12 10-6, 7, 8 6-3, 4	4-3 BUS DROP	Gray	5	50
CGA7721050	1"	.950	1.050	18-30 16-26 14-14, 16 12-10 4-3		Black	5	50

Cord Grip Connectors, Straight



Straight connector for use with any flexible cord. Provides liquid tight, watertight protection. Tapered (NPT) threads. Furnished with polyethylene knockout gasket and locknut.

 File No. E11259

 File No. LR39354

Zinc Die Cast

Catalog Number	K.O. Size	Cord Range Min.	Cord Range Max.	Locking Ring Color	Unit Qty.	Std. Pkg.
770-22	1/2"	.125"	.187"	Orange	25	100
770-32	1/2"	.187"	.250"	Red	25	100
770-42	1/2"	.250"	.375"	White	25	100
770-52	1/2"	.375"	.500"	Blue	25	100
770-62	1/2"	.500"	.625"	Beige	25	100
770-72	1/2"	.625"	.750"	Yellow	25	100
771-32	3/4"	.250"	.375"	White	10	50
771-42	3/4"	.375"	.500"	Blue	10	50
771-52	3/4"	.500"	.625"	Beige	10	50
771-62	3/4"	.625"	.750"	Yellow	10	50
772-32	1"	.500"	.625"	Beige	5	25
772-42	1"	.625"	.750"	Yellow	5	25
772-52	1"	.750"	.875"	Purple	5	25
772-62	1"	.875"	1.000"	Gray	5	25

Knockout Insulating Bushings



Converts metallic box rough edged holes to smooth insulated holes for protection of electrical, voice, data and video cables.

 File No. LR24719

 File No. E240912: 9791 thru 9796


Plastic Rated 105°C

Catalog Number	K.O.	K.O. Dia.	Unit Qty.	Std. Pkg.
9791	1/2"	.875"	100	1000
9792	3/4"	1.109"	100	1000
9793	1"	1.375"	50	500
9794	1 1/4"	1.734"	50	500
9795	1 1/2"	1.984"	25	250
9796	2"	2.469"	20	100
9797	2 1/2"	2.969"	20	100

Stud Bushings

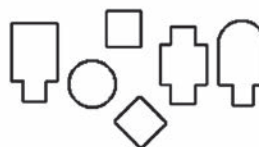


Protects wire insulation from abrasion in metal studs. Bushing allows smooth wire pulling. Used for all pre-punched shaped holes.

 File No. E11259

Polypropylene

Catalog Number	Unit Qty.	Std. Pkg.
9882	50	500



Cable Supports



NMCB-1



NMCB-2

NMCB-1 positions and supports nonmetallic and AC/MC cable. Also suitable for use with low voltage cabling to 3/8" diameter. Furnished with (2) No. 8 screws for use on wood or steel stud. Complies with NEC Articles 300.4(D) and 320.23(B). Patented.

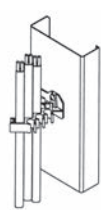
NMCB-2 is provided with a nail for use on wood studs or 3/4" thick furring strips to position nonmetallic sheath cable. Capable of positioning nonmetallic cables in each of three rectangular slots. May also be used with low voltage cable. Low profile design and unique self-locking fingers prevent accidental removal of cables. Grooved nail for extra gripping with stud. Patented.

UL File No. E161206

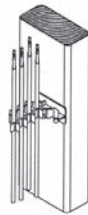
Polypropylene

Catalog Number.	Nonmetallic Cable Range		Unit Qty.	Std. Pkg.
	Min.	Max.		
NMCB-1	(6) 14/2	(6) 10/3 NM-B	25	100
	(4) 14/2	(1) 10/3 AC/MC (in each slot)		
NMCB-2	(1) 14/2	(1) 10/3 NM-B	25	100
	(2) 14/2	(2) 14/2 AC/MC (in each slot)		

Cable Stacker



Metal Stud



Wood Stud

For use on steel or wood studs to support nonmetallic sheath, communication, and data cables. Furnished with nail for wood stud. Use No. 8 x 1/2" self-tapping sheet metal screw for steel stud. Complies with NEC Articles 300-4(D) and 320.23(B). Patented.

UL File No. E161206

Polypropylene

Catalog Number	Unit Qty.	Std. Pkg.
NMWH-43	25	100

CABLE RANGES:

Data / Communication Cable

Oval Openings:	1 or 2	.06" to .20" diameter
	1	.20" to .32" diameter
Round Openings:	1	.16" to .50" diameter

Nonmetallic Sheath Cable

Oval Openings:	1 or 2	14/2 AWG
	1 or 2	12/2 AWG
	1	10/2 AWG
Round Openings:	1	14/3 AWG
	1	12/3 AWG
	1	10/3 AWG

Ground Clamps - Protective Type



1312-B

1306-B, 1308-B,
1308-DC

For making connection with protective armor of copper conductor and ground pipe or grounding electrode.

UL File No. E20412: 1306-B, 1308-B, 1308-DC

SP File No. LR39354: 1308-DC

Ground Clamps - Bare Wire Type



1307-B, 1309-B,
1309-DC, 1315-B

1313-B

For making connection with copper ground wire and copper, iron or steel grounding pipe or grounding electrode.

UL File No. E20412

SP File No. LR39354: 1309-DC

Ground Clamps - Threaded Hub Type



For making connection with copper ground wire through threaded rigid conduit.

UL File No. E20412

Brass with Steel Strap

Catalog Number	Ground Pipe Grounding Electrode Size	Copper Ground Wire Size	Unit Qty.	Std. Pkg.
1306-B	1/2" - 1"	4, 6, 8	25	100
1308-B	1/2" - 1"	4, 6, 8	25	100
1312-B	1 1/4" - 2"	4, 6, 8	---	20

Zinc Die Cast with Steel Strap

Catalog Number	Ground Pipe Grounding Electrode Size	Copper Water Pipe Size	Copper Conductor Size	Unit Qty.	Std. Pkg.
1308-DC	1/2" - 1"	1/2" - 3/4"	4, 6, 8	25	250

Zinc Die Cast

Catalog Number	Ground Pipe Grounding Electrode Size	Copper Water Pipe Size	Copper Ground Wire Size	Unit Qty.	Std. Pkg.
1309-DC	1/2" - 1"	1/2" - 3/4"	4, 6, 8	20	200

Brass

Catalog Number	Ground Pipe Grounding Electrode Size	Copper Ground Wire Size	Unit Qty.	Std. Pkg.
1307-B	1/2" - 1"	4, 6, 8	50	200
1309-B	1/2" - 1"	4, 6, 8	20	200
1313-B	1 1/4" - 2"	4, 6, 8	---	20
1315-B	2 1/4" - 4"	4, 6, 8	2	10

Brass

Catalog Number	Rigid Trade Size	Ground Pipe Grounding Electrode Size	Copper Ground Wire Size	Unit Qty.	Std. Pkg.
1325-B	1/2"	1/2" - 1"	4, 6, 8	---	50
1326-B	1/2"	1 1/4" - 2"	4, 6, 8	---	20
1328-B	1/2"	2 1/2" - 4"	4, 6, 8	---	10
1330-B	3/4"	1/2" - 1"	4, 6, 8	---	50
1331-B	3/4"	1 1/4" - 2"	4, 6, 8	---	20


Brass with Brass Screws

Catalog Number	Rigid Trade Size	Ground Pipe Grounding Electrode Size	Copper Ground Wire Size	Unit Qty.	Std. Pkg.
1325-B1	1/2"	1/2" - 1"	4, 6, 8	---	50

Brass Ground Clamps With Strap and Hub



For making connection with copper ground wire through threaded conduit. Ground wire terminated to set screw.

 File No. E20412

Brass with Steel Screws

Catalog Number	Trade Size In Inches	Hub Size	Copper Ground Wire Size	Unit Qty.	Std. Pkg.
1325-BH	1/2, 3/4, 1	1/2"	4, 6, 8	---	25
1330-BH	1/2, 3/4, 1	3/4"	4, 6, 8	---	25
1345-BH	1/2, 3/4, 1	1"	4, 6, 8	---	25

Solderless Lugs




ALI Series



CLI Series

Copper lugs are used with copper conductors and provide high conductivity with lower heat rise. Copper lugs are rated for direct burial. Aluminum lay-in lugs are suitable for use with copper or aluminum conductors.

 File No. E155561



Aluminum

Catalog Number	Wire Capacity	Stud Size	Unit Qty.	Std. Qty.
ALI-50	4 to 14	#10	25	250
ALI-112	1/0 to 14	1/4"	20	200
ALI-252	250 MCM to 6	5/16"	10	100

Copper

Catalog Number	Wire Capacity	Stud Size	Unit Qty.	Std. Qty.
CLI-10	4 to 14	#10	20	200
CLI-20	4 to 14	1/4"	20	200


Solar Panel Grounding Connector



Aluminum with Stainless Steel Hardware

Catalog Number	Wire Capacity	Unit Qty.	Std. Pkg.
ALI-SLR	4 to 14	25	250

Designed to prevent galvanic reactions and enhance conductivity. The connector body has extruded serrations for breaking the anodized finish on photovoltaic modules and frames. The serrations in the wire binding break corrosion on the grounding wire which means that no surface preparation is required for the PV module, the frame or the ground wire. The unique clamp-on design means no mounting holes are required. The connector simply clamps onto the frame of the solar panel. The unit is UL 467 Listed and accommodates aluminum or copper conductor. The connectors feature stainless steel hardware.

 File No. E20412


Wire Mesh Cable Tray Grounding/Bonding Lug



Aluminum with Stainless Steel Hardware

Catalog Number	Wire Capacity	Unit Qty.	Std. Pkg.
ALI-WMCT	4 to 14	25	250

Wire Mesh Cable tray bonding and grounding lugs securely attach a grounding conductor to cable tray to provide grounding continuity for the cable tray system. These items meet NEC Code requirements under NEC Article 250.96(A).

 File No. E20412

Bonding Jumper Assembly



Use Bonding Jumper Assembly to comply with Article 250 of the National Electrical Code. Suitable for use on EMT, rigid conduit, or copper water pipe. If used with expansion coupling: assemble ground clamp to conduit one inch from stationary end of coupling. Attach second ground clamp two inches from sliding end of expansion coupling. Assembly features bronze ground clamps and copper bonding strip.

 File No. E20412

Bronze

Catalog Number	Conduit Trade Size	Unit Qty.	Std. Pkg.
BJ-100	1/2" to 1"	1	10
BJ-200	1 1/4" to 2"	1	10
BJ-400	2 1/2" to 4"	1	10

Ground Clamps - Direct Burial Type



DB-1308

DB-1309

For making connection with copper ground wire and ground pipe, grounding electrode or rebar. DB-1308 protective type for bare or armored copper ground wire. DB-1309 for bare ground only. All materials contain minimum of 80% copper.

Clamps meet both UL and NEC requirements for burial in earth or embedment in concrete.

 File No. E20412


Bronze

Catalog Number	Ground Pipe Grounding Electrode Size	Rebar Size	Copper Ground Wire Size	Unit Qty.	Std. Pkg.
DB-1308	1/2" - 1"	3/8" - 3/4"	4, 6, 8	25	100
DB-1309	1/2" - 1"	3/8" - 3/4"	4, 6, 8	20	200

Mighty-Bond® Intersystem Bonding Bridge



Intersystem Bonding Bridge used inside or outside of an enclosure or panel board. 3-Equipment bonding terminations. Meets the requirement of NEC Article 250.94. Patented.

 File No. E20412



Brass with Stainless Steel Hardware

Catalog Number	Trade Size	Wire Capacity	Unit Qty.	Std. Pkg.
IGB-050	1/2"	14 to 4	25	100
IGB-075	3/4"	14 to 4	25	100

Mighty-Bond® Intersystem Ground Rod Bridge Clamps



Ground Rod Bridge Clamps used as an intersystem bonding means by utilizing 4-terminal points for connecting communication systems to the same electrical grounding electrode/rod. Meets the requirement of NEC Article 250.94. Direct Burial Rated. Patented.

UL File No. E20412

Brass with Stainless Steel Hardware

Catalog Number	Ground Rod Size		Rebar Size		Copper Conductor Size Under Ground Rod		Terminal Conductor Size		Unit Qty.	Std. Pkg.
	Min.	Max.	Min.	Max.	Min.	Max.	Min.	Max.		
IGBC-063	1/2"	5/8"	#3	#4	8 Stranded 8 Solid	2 Stranded 2 Solid	14 Stranded 14 Solid	4 Stranded 10 Solid	25	100
IGBC-075	5/8"	3/4"	#5	#6	4 Stranded 4 Solid	1/0 Stranded 2 Solid	14 Stranded 14 Solid	4 Stranded 10 Solid	25	100

Grounding Rod Clamps - Direct Burial Type



Bronze

Catalog Number	Grounding Ground Pipe Electrode Size	Copper Ground Wire Size	Unit Qty.	Std. Pkg.
GRC-50	1/2"	10 Solid to 2 Stranded	100	400
GRC-63	5/8"	10 Solid to 2 Stranded	50	200
GRC-75	3/4"	10 Solid to 2 Stranded	50	200

For terminating bare copper conductor to ground rod. Clamps meet both UL and NEC requirements for burial in earth or embedment in concrete.

UL File No. E20412

Intersystem Bonding Bridge



Catalog Number	Grounding Electrode Size	Bonding Conductor Size	Unit Qty.	Std. Pkg.
IGB-WM	#6 - #2	14 to 4	5	50

For installation on dwelling wall. Meets NEC Article 250.94.

Mighty-Bond® Enclosure Grounding Connectors




Brass


Catalog Number	Trade Size	Wire Capacity	Unit Qty.	Std. Pkg.
MC-050	1/2"	Copper: 8 to 2 Solid & Stranded Aluminum: 6 to 2 Stranded	25	100
MC-075	3/4"	Copper: 4 to 2 Solid, 4 to 3/0 Stranded Aluminum: 2 to 3/0 Stranded	25	100
MC-100	1"	Copper: 1/0 to 250 MCM Stranded Aluminum: 3/0 to 4/0 Compact Stranded	10	40

Low cost and easy to use connector for securing grounding conductors at the enclosure in accordance with National Electrical Code (NEC) Article 250.8. Selection of conductor size to be made per NEC Article 250.66. Suitable for service entrance grounding. Product advantages include:

- Precision machined brass body with zinc die cast locknut and stainless steel set screw
- Professional installation appearance
- Serrated locknut removes residual paint from box
- Tamper Resistant as locknut and set screw are mounted inside the box
- Low profile flange on outside of box clearly marked with application guideline for ease in AHJ inspection
- UL Listed for grounding per UL467

Patented.

 File No. E20412

 File No. E20412: MC-100


Mighty-Bond® Enclosure Grounding Couplings



Low cost and easy to use coupling for use with rigid conduit and for securing grounding conductors at the enclosure in accordance with National Electrical Code (NEC) Article 250.8. Selection of conductor size to be made per NEC Article 250.66. Suitable for service entrance grounding. Product advantages include:

- Precision machined brass body with zinc die cast locknut and stainless steel set screw
- Professional installation
- Serrated locknut removes residual paint from box
- Use with rigid metallic or PVC rigid conduit
- Low profile flange on inside of box clearly marked with application guideline for ease in AHJ inspection
- UL Listed for grounding per UL467

Patented.

 File No. E20412

 File No. E20412: MCC-100

Brass

Catalog Number	Trade Size	Wire Capacity	Unit Qty.	Std. Pkg.
MCC-050	1/2"	Copper: 8 to 2 Solid & Stranded Aluminum: 6 to 2 Stranded	25	100
MCC-075	3/4"	Copper: 4 to 2 Solid, 4 to 3/0 Stranded Aluminum: 2 to 3/0 Stranded	25	100
MCC-100	1"	Copper: 1/0 to 250 MCM Stranded Aluminum: 3/0 to 4/0 Compact Stranded	10	40

Mighty-Bond® Raintight Grounding and Bonding Hubs



MCH-075

MCH-100

MCH-200

Raintight Grounding and Bonding Hubs provide a listed method of bonding between ground electrode conductors (GEC), grounded conductors, bonding jumpers, and boxes, devices or enclosures.

The MCH is listed for use in wet locations. When connected to rigid metal conduit, the MCH will also function as a raceway bonding hub, yoke or choke. Setting the conductor set screw bonds the MCH to the raceway, the bonding or grounding conductor, and to the enclosure without the need for an external lug. Note: Not for use in concentric knockouts. Patented.

Listed

Brass

Catalog Number	Trade Size	Conductor Range	Max O.D.	Unit Qty.	Std. Pkg.
MCH-075	3/4"	6 to 4/0 AL/CU	.550	10	40
MCH-100	1"	2 to 350 MCM AL/CU	.720	1	10

Stainless Steel

Catalog Number	Trade Size	Conductor Range	Max O.D.	Unit Qty.	Std. Pkg.
MCH-125	1 1/4"	3/0 to 400 MCM AL/CU	.812	---	10
MCH-150	1 1/2"	250 to 500 MCM AL/CU	.875	---	10
MCH-200	2"	350 to 600 MCM AL/CU	.968	---	10

Mighty-Bond® Intersystem Bonding Bridge with Enclosure Grounding Coupling Kit



Intersystem Bonding Bridge with Enclosure Grounding Coupling is used for securing and bonding ground electrode conductors to the enclosure in accordance with the National Electrical Code (NEC) Article 250. The MBG-050 and MBG-075 are also designed to connect the raceway of the ground electrode conductor to the enclosure while providing three accessible intersystem bonding termination points. Saves installation time! Patented.

File No. E20412

Brass

Catalog Number	Trade Size	AWG Wire Capacity	Unit Qty.	Std. Pkg.
MBG-050	1/2"	Copper: 8 to 2 Solid & Stranded Aluminum: 6 to 2 Stranded	5	50
MBG-075	3/4"	Copper: 4 to 2 Solid, 4 to 3/0 Stranded Aluminum: 2 to 3/0 Stranded	5	50

Rebar Ground Clamps - Direct Burial Type




RB-16

RB-17

For making connection with copper wire to ground water pipe or rebar. All materials contain minimum of 80% copper.

Clamps meet both UL and NEC requirements for burial in earth or embedment in concrete.

 File No. E20412

Bronze

Catalog Number	Ground Pipe Size	Rebar Size	Ground Wire Size	Unit Qty.	Std. Pkg.
RB-16	1/2" - 1"	3/8" - 1"	10 Solid to 2 Standard	20	200
RB-17	1/2" - 1"	3/8" - 1"	10 Solid to 2 Standard	20	200

Mighty-Bond® Direct Burial Single Bolt Grounding Clamps



Designed for the grounding and bonding of electrical and plumbing systems. The SDB series are constructed of bronze and assembled with stainless steel hardware and are available in three distinct styles: lay-in lug, copper lug and enclosed style. The SDB series are listed for attachment to EMT, rigid conduit raceways and steel and copper water piping systems. Patent Pending.

 File No. E20412

Brass

Catalog Number	Conduit or Water Pipe Size	Lug Type	Conductor Range	Unit Qty.	Std. Pkg.
SDB-1300B	1/2" - 1"	Copper	4 to 14 AWG Copper Only	20	100
SDB-1301B	1/2" - 1"	Lay-in lug	2 to 10 AWG Copper Only	20	100
SDB-1302B	1/2" - 1"	Closed Lug	2 to 10 AWG Copper Only	20	100

Switch Box Supports



Used to support switch box in wallboard; installed in pairs.

Steel

Catalog Number	Unit Qty.	Std. Pkg.
722	100	1000

One Hole Service Entrance Straps



Used to support oval service entrance cable, types SE and SEU, to mounting surface.


Zinc Plated Steel

Catalog Number	SE / SEU Cable Size	Unit Qty.	Std. Pkg.
881-SE	3, 8, 6, 4	100	1000
882-SE	3, 3, 2	100	1000
883-SE	3, 1, 0, 1/0, 2/0	50	500
884-SE	3/0, 4/0	50	500

One Hole Straps



Snap-on type strap used to support AC/MC cable.

 File No. E161206


Steel

Catalog Number	AC/MC Cable Range		Unit Qty.	Std. Qty.
	Min.	Max.		
890-MC	14/2 (.475")	12/2 (.525")	100	1000
891-MC	14/3 (.540")	12/3 (.590")	100	1000

AC/MC Cable Bracket



Positions AC/MC cables. Galvanized steel construction. Convenient slot and hole for attaching to stud with nails or screws.

 File No. E161206

Steel

Catalog Number	AC/MC Cable Range		Unit Qty.	Std. Qty.
	Min.	Max.		
895-MC	(4) 14/2	(4) 12/3	50	500

One Hole Pipe Straps



Malleable/Aluminum

Used to support rigid conduit and IMC to mounting surface.

 File No. E161206: 901 thru 913

 File No. LR39354: 900 thru 912



Malleable Iron

Catalog Number	Trade Size	Unit Qty.	Std. Pkg.
900	3/8"	100	1000
901	1/2"	100	1000
902	3/4"	---	100
903	1"	---	100
904	1 1/4"	---	50
905	1 1/2"	---	50
906	2"	---	25
907	2 1/2"	---	25
908	3"	---	10
909	3 1/2"	---	10
910	4"	---	10
912	5"	---	5
913	6"	---	5


Aluminum

Catalog Number	Trade Size	Unit Qty.	Std. Pkg.
901-AL	1/2"	100	1000
902-AL	3/4"	---	100
903-AL	1"	---	100
904-AL	1 1/4"	---	50
905-AL	1 1/2"	---	50
906-AL	2"	---	25

One Hole Straps



Snap-on type strap used to support flexible metal conduit or AC/MC cable.

 File No. E161206

Steel


Catalog Number	Flex Trade Size	AC/MC Cable Range		Unit. Qty.	Std. Qty.
		Min.	Max.		
900-F	3/8"	12/4 (.560")	10/3 (.610")	100	1000

One Hole Pipe Straps



Steel

Used to support rigid conduit and IMC to mounting surface.

 File No. LR39354: 901-S through 903-S



Zinc Plated Steel

Catalog Number	Trade Size	Unit Qty.	Std. Pkg.
901-S	1/2"	50	500
902-S	3/4"	50	500
903-S	1"	50	200
904-S	1 1/4"	25	100
905-S	1 1/2"	25	100
906-S	2"	---	25
907-S	2 1/2"	---	25
908-S	3"	---	25
909-S	3 1/2"	---	10
910-S	4"	---	10

Rigid Nail Straps



Used to secure rigid conduit and IMC to wood.

Zinc Plated Steel

Catalog Number	Trade Size	Unit Qty.	Std. Pkg.
901-NS	1/2"	100	1000
902-NS	3/4"	100	1000
903-NS	1"	100	1000

One Hole EMT Straps



Malleable



Steel

Used to support EMT to mounting surface.

UL File No. E161206: 907 thru 910; 921 thru 925

SP File No. LR39354: 907 thru 910; 920-S thru 925-S



Malleable Iron

Catalog Number	Trade Size	Unit Qty.	Std. Pkg.
920	1/2"	100	1000
921	3/4"	50	500
922	1"	50	500
923	1 1/4"	---	100
924	1 1/2"	---	100
925	2"	---	50
907	2 1/2"	---	25
908	3"	---	10
909	3 1/2"	---	10
910	4"	---	10

Zinc Plated Steel

Catalog Number	Trade Size	Unit Qty.	Std. Pkg.
920-S	1/2"	100	1000
921-S	3/4"	100	500
922-S	1"	50	500
923-S	1 1/4"	---	100
924-S	1 1/2"	---	100
925-S	2"	---	50
907-S	2 1/2"	---	25
908-S	3"	---	25
909-S	3 1/2"	---	10
910-S	4"	---	10

EMT Nail Straps



Nail type strap used to support EMT to mounting surface.


Zinc Plated Steel

Catalog Number	Trade Size	Unit Qty.	Std. Pkg.
920-NS	1/2"	100	1000
921-NS	3/4"	100	1000
922-NS	1"	100	1000

Aluminum - Service Entrance Cable One Hole Straps



Used to support oval service entrance cable to mounting service.

 File No. E30211709

Aluminum

Catalog Number	SE / SEU Cable Size	Unit Qty.	Std. Pkg.
933	3 - 2 to 3	---	200
934	3 - 1/0	---	200
935	3 - 2/0	---	100
936	3 - 3/0 to 4/0	---	100

Clamp Backs



Provides space between conduit and mounting surface, for use with malleable or aluminum straps.

 File No. E161206: 941 thru 950; 9951 thru 9952



Malleable Iron

Catalog Number	Trade Size	Unit Qty.	Std. Pkg.
941	1/2"	50	250
942	3/4"	50	250
943	1"	25	100
944	1 1/4"	20	100
945	1 1/2"	10	100
946	2"	5	50
947	2 1/2"	2	10
948	3"	2	10
949	3 1/2"	---	5
950	4"	---	5
9951	5"	---	5
9952	6"	---	5

Aluminum

Catalog Number	Trade Size	Unit Qty.	Std. Pkg.
941-AL	1/2"	50	250
942-AL	3/4"	50	250
943-AL	1"	25	100
944-AL	1 1/4"	20	100
945-AL	1 1/2"	10	100
946-AL	2"	5	50

Insulator Support Beam Clamps



951

951-S

Single screw beam clamp insulator support with two threaded holes.

UL File No. E161206: 951 thru 954

Malleable Iron

Catalog Number	Size	Tap Size (UNC)	Approx. Jaw Opening	Max. Load Lbs.	Unit Qty.	Std. Pkg.
951	1"	1/4 - 20	.750"	125	25	100
952	1 1/2"	5/16 - 18	.670"	300	---	50
953	2"	3/8 - 16	.880"	300	---	50
954	2 1/2"	1/2 - 13	1.03"	300	---	25

Steel

Catalog Number	Size	Tap Size (UNC)	Approx. Jaw Opening	Max. Load Lbs.	Unit Qty.	Std. Pkg.
951-S	1"	1/4 - 20	.750"	75	25	100
953-S	2"	3/8 - 16	.875"	200	---	50

Conduit Clamps



Right Angle Type

Edge Type

Parallel Type

Used to secure conduit perpendicular to beam or channel. For rigid and IMC conduit.

UL File No. E161206: All except 989 and 990

Malleable Iron - Right Angle Type

Catalog Number	Trade Size	Unit Qty.	Std. Pkg.
961	1/2"	10	50
962	3/4"	10	50
963	1"	10	50
964	1 1/4"	10	50
965	1 1/2"	5	25
966	2"	5	25
967	2 1/2"	5	25
968	3"	5	25
969	3 1/2"	5	25
970	4"	1	15

Malleable Iron - Edge Type

Catalog Number	Trade Size	Unit Qty.	Std. Pkg.
971	1/2"	10	50
972	3/4"	10	50
973	1"	10	50
974	1 1/4"	10	50
975	1 1/2"	5	25
976	2"	5	25
977	2 1/2"	5	25
978	3"	5	25

Malleable Iron - Parallel Type

Catalog Number	Trade Size	Unit Qty.	Std. Pkg.
981	1/2"	10	50
982	3/4"	10	50
983	1"	10	50
984	1 1/4"	10	50
985	1 1/2"	5	25
986	2"	5	25
987	2 1/2"	5	25
988	3"	5	25
989	3 1/2"	5	25
990	4"	1	15

Two Hole Service Entrance Straps



Used to support oval service entrance cable, types SE and SEU, to mounting surface.

Zinc Plated Steel

Catalog Number	SE / SEU Cable Size	Unit Qty.	Std. Pkg.
1881-SE	3 - 8, 6, 4	100	1000
1882-SE	3 - 3, 2	50	500
1883-SE	3 - 1, 0, 1/0, 2/0	50	500
1884-SE	3 - 3/0, 4/0	50	500

Two Hole Rigid Pipe Straps



Used to secure rigid conduit or IMC.

UL File No. E161206: 1907 thru 1910

SP File No. LR39354

Zinc Plated Steel

Catalog Number	Trade Size	Unit Qty.	Std. Pkg.
1901	1/2"	250	2500
1902	3/4"	150	1500
1903	1"	100	1000
1904	1 1/4"	50	500
1905	1 1/2"	50	500
1906	2"	25	250
1907	2 1/2"	25	100
1908	3"	20	80
1909	3 1/2"	15	60
1910	4"	10	40

Two Hole EMT Pipe Straps



Used to support EMT to mounting surface.

UL File No. E161206: 1907 thru 1910

SP File No. LR39354: 1920 thru 1925

Zinc Plated Steel

Catalog Number	Trade Size	Unit Qty.	Std. Pkg.
1907	2 1/2"	25	100
1908	3"	20	80
1909	3 1/2"	15	60
1910	4"	10	40
1920	1/2"	250	2500
1921	3/4"	200	2000
1922	1"	100	1000
1923	1 1/4"	50	500
1924	1 1/2"	50	500
1925	2"	25	250

Conduit Hangers With Bolt & Nut



Used to secure EMT or rigid conduit to threaded rod, insulator supports, or directly to mounting surface.

Zinc Plated 304 Stainless Steel

Catalog Number	Trade Size	Rigid Size	EMT Size	Std. Pkg.
2100-S	0	3/8" & 1/2"	1/2"	100
2110-S	1	3/4"	3/4"	100
2120-S	2	1"	1"	100
2125-S	2 1/2	---	1 1/4"	50
2130-S	3	1 1/4"	1 1/2"	50
2140-S	4	1 1/2"	---	50
2150-S	5	2"	2"	50
2160-S	6	2 1/2"	2 1/2"	25
2170-S	7	3"	3"	25
2180-S	8	3 1/2"	3 1/2"	10
2190-S	9	4"	4"	10

Conduit Hangers




Used to secure EMT or rigid conduit to threaded rod, insulator supports, or directly to mounting surface. 2100-BN thru 2140-BN come with carriage bolt and nut. All others have 2-way slotted/Phillips bolt with integral threads.

Zinc Plated Steel with Bolt


Catalog Number	Trade Size	Rigid Size	EMT Size	Std. Pkg.
2100	0	3/8" & 1/2"	1/2"	100
2110	1	3/4"	3/4"	100
2120	2	1"	1"	100
2125	2 1/2	---	1 1/4"	50
2130	3	1 1/4"	1 1/2"	50
2140	4	1 1/2"	---	50

Zinc Plated Steel with Bolt & Nut

Catalog Number	Trade Size	Rigid Size	EMT Size	Std. Pkg.
2100-BN	0	3/8" & 1/2"	1/2"	100
2110-BN	1	3/4"	3/4"	100
2120-BN	2	1"	1"	100
2125-BN	2 1/2	---	1 1/4"	50
2130-BN	3	1 1/4"	1 1/2"	50
2140-BN	4	1 1/2"	---	50
2150	5	2"	2"	50
2160	6	2 1/2"	2 1/2"	25
2170	7	3"	3"	25
2180	8	3 1/2"	3 1/2"	10
2190	9	4"	4"	10

 File No. E161206

Tubing and Coaxial Straps



Used to support tubing and coaxial cable to mounting surface.

Zinc Plated Steel

Catalog Number	Trade Size	Unit Qty.	Std. Pkg.
CC-25	1/4"	100	1000
CC-31	5/16"	100	1000
CC-37	3/8"	100	1000

Cable Supports



NMCB-1



NMCB-3

NMCB-1 positions and supports nonmetallic and AC/MC cable. Also suitable for use with low voltage cabling to 3/8" diameter. Furnished with (2) No. 8 screws for use on wood or steel stud. Complies with NEC Articles 300.4(D) and 320.23(B). Patented.

NMCB-3 is provided with nails for use on wood studs or 3/4" thick furring strips to position and support AC/MC cables. May also be attached to metal studs or enclosures, or concrete block with No. 6 round head screws. Mounts in either horizontal or vertical direction. Low profile design and unique dimpled slots prevent accidental removal of cables. Patented.

© File No. E161206

Polypropylene

Catalog Number	Cable Range		Unit	Std. Qty.	Pkg.
	Min.	Max.			
NMCB-1	(6) 14/2	(6) 10/3	NM-B	25	100
	(4) 14/2	(4) 12/2			
NMCB-3	(5) 14/2	(5) 10/3	AC/MC	25	100

Cable Supports



NMCB-2 is provided with a nail for use on wood studs or 3/4" thick furring strips to position nonmetallic sheath cable. Capable of positioning nonmetallic cables in each of three rectangular slots. May also be used with low voltage cable. Low profile design and unique self-locking fingers prevent accidental removal of cables. Grooved nail for extra gripping with stud. Patented.

© File No. E161206

Polypropylene

Catalog Number	Nonmetallic Cable Range		Unit Qty.	Std. Pkg.
	Min.	Max.		
NMCB-2	(1) 14/2	(1) 10/3	25	100
		(in each slot)		
	(2) 14/2	(in each slot)		

Mighty-Hold® Universal Straps



For AC/MC/MCI-A cable and flexible metal conduit. The US-6171 also supports Jacketed AC/MC/MCI-A. Secures multiple sizes. Patented.

© File No. E161206


Steel

Catalog Number	Hole Size	Flex Trade Size	AC/MC Cable Range		Unit Qty.	Std. Pkg.
			Min.	Max.		
US-4461	.210"	3/8"	14/2 (.425")	10/3 (.61")	100	1000
US-6171	---	.210"	10/4 (.617")	8/3 (.710")	100	1000

Mighty-Hold® Duplex Universal Straps



For AC/MC/MCI-A cable and flexible metal conduit. The USD-6171 also supports jacketed MC/MCI-A cable. Secures multiple sizes. Patented.

 File No. E161206


Steel

Catalog Number	Flex Trade Size	Hole Size	Unit Qty.	Std. Pkg.
USD-4461	3/8"	.210"	100	1000
USD-6171	---	.210"	100	1000

Mighty-Hold® Universal Straps



For PVC jacketed steel MCI-A cable. Suitable for use in wet locations. Supports multiple sizes. Stainless Steel. Patented.

 File No. E161206


Stainless Steel

Catalog Number	Hole Size	Cable Range Min.	Cable Range Max.	Unit Qty.	Std. Pkg.
USS-6171	.210"	12/2 (.55")	10/3 (.71")	100	1000

Mighty-Hold® Universal Clamp Straps



One piece clamp back and strap secures both cable and conduit. Secures EMT, Rigid, IMC, Metallic Liquid Tight, Nonmetallic Liquid Tight, FMC, and Schedule 40 and Schedule 80 PVC conduit, as well as steel and aluminum AC/MC cable. Patented.

 File No. E161206

 All UCSC sizes



Zinc Plated Steel

Catalog Number	Trade Size	Unit Qty.	Std. Pkg.
UCS-5075	1/2" - 3/4"	50	250
UCS-75100	3/4" - 1"	50	250
UCS-100125	1" - 1 1/4"	25	100
UCS-125150	1 1/4" - 1 1/2"	--	25
UCS-150200	1 1/2" - 2"	--	25

Polyolefin Coated Steel

Catalog Number	Trade Size	Unit Qty.	Std. Pkg.
UCSC-5075	1/2"-3/4"	50	250
UCSC-75100	3/4"-1"	50	250
UCSC100125	1" - 1 1/4"	25	100
UCSC125150	1 1/4" - 1 1/2"	--	25
UCSC150200	1 1/2" - 2"	--	25

Grounding Hubs



Zinc Die Cast

Catalog Number	K.O. Size	Lug Size	Unit Qty.	Std. Pkg.
166-DCG	2"	14 to 1/0	2	20
167-DCG	2 1/2"	14 to 1/0	1	10
168-DCG	3"	14 to 1/0	1	5
169-DCG	3 1/2"	6 to 3/0	1	5
170-DCG	4"	6 to 3/0	1	5

Used to secure threaded rigid service entrance conduit to box or enclosure. The locknut has an attached lug that allows for installation of a ground wire. Listed for use in wet locations.

Listed

Two Screw Strap Type Connectors



Round Cable



Oval Cable

Used for connecting round or oval service cable to box or enclosure.

File No. E15123

File No. LR39354: 660-DC2, 670-DC2

Zinc Die Cast - Round Cable

Catalog Number	K.O. Size	Round Service Cable Range		Unit Qty.	Std. Pkg.
		Min.	Max.		
660-DC2	3/4"	.680"	.800"	25	250
662-DC2	1"	.850"	1.000"	10	100
664-DC2	1 1/4"	1.090"	1.300"	10	100
665-DC2	1 1/2"	1.187"	1.490"	---	25
666-DC2	2"	1.750"	1.950"	---	25

Zinc Die Cast - Oval Cable

Catalog Number	K.O. Size	Oval Service Cable Range		Unit Qty.	Std. Pkg.
		Height	Width		
670-DC2	3/4"	.437"	.625"	25	250
672-DC2	1"	.500"	.750"	10	100
674-DC2	1 1/4"	.625"	1.062"	10	100
675-DC2	1 1/2"	.750"	1.250"	---	25
676-DC2	2"	1.062"	1.625"	---	25

Watertight Service Entrance Cable Connectors



Compression type connector which provides watertight seal around service entrance cable.

Zinc Die Cast

Catalog Number	K.O. Size	Grommet Opening Size	Unit Qty.	Std. Pkg.
763-4	1"	.520" x .840"	10	100
763-6	1"	.440" x .700"	10	100
763-8	1"	.406" x .688"	10	100
764-2	1 1/4"	.600" x 1.000"	5	50
764-2N	1 1/4"	.665" x 1.094"	5	50
764-3	1 1/4"	.560" x .950"	5	50
765-2	1 1/2"	.865" x 1.325"	---	25
765-3	1 1/2"	.875" x 1.375"	---	25
766-2	2"	.860" x 1.340"	---	10
766-3	2"	.870" x 1.370"	---	10
766-4	2"	.900" x 1.500"	---	10
766-4N	2"	1.100" x 1.750"	---	10

One & Two Hole Service Entrance Straps



881-SE thru 884-SE 1881-SE thru 1884-SE

Used to support oval service entrance cable, types SE and SEU, to mounting surface.

Zinc Plated Steel - One Hole Straps

Catalog Number	SE / SEU Cable Size	Unit Qty.	Std. Pkg.
881-SE	3, 8, 6, 4	100	1000
882-SE	3, 3, 2	100	1000
883-SE	3, 1, 0, 1/0, 2/0	50	500
884-SE	3/0, 4/0	50	500

Zinc Plated Steel - Two Hole Straps

Catalog Number	SE / SEU Cable Size	Unit Qty.	Std. Pkg.
1881-SE	3 - 8, 6, 4	100	1000
1882-SE	3 - 3, 2	50	500
1883-SE	3 - 1, 0, 1/0, 2/0	50	500
1884-SE	3 - 3/0, 4/0	50	500

Aluminum - Service Entrance Cable One Hole Straps



Used to support oval service entrance cable to mounting service.

Aluminum

Catalog Number	SE / SEU Cable Size	Unit Qty.	Std. Pkg.
933	3 - 2 to 3	---	200
934	3 - 1/0	---	200
935	3 - 2/0	---	100
936	3 - 3/0 to 4/0	---	100

Sill Plates



When used with sealing compound, sill plates prevent water from entering structure.

Aluminum with Screws and Sealing Compound

Catalog Number	Service Cable Size	Unit Qty.	Std. Pkg.
938-C	3 - 2	10	100


PVC without Screws and Sealing Compound

Catalog Number	Service Cable Size	Unit Qty.	Std. Pkg.
938-PVC	3 - 4 to 3 - 0	10	100

Service Entrance LB



Allows access to the interior of a conduit system for inspection, pulling and maintenance. Mounts flush against structure, raintight.

 File No. E11077


Aluminum

Catalog Number	Trade Size	Unit Qty.	Std. Pkg.
1025	1/2"	5	50
1026	3/4"	5	50
1027	1"	---	20
1028	1 1/4"	---	10
1029	1 1/2"	---	5
1030	2"	---	4
1028-XL	1 1/4"	---	10
1030-XL	2"	1	6

Entrance Caps - Threaded Type



Threaded type entrance cap for rigid conduit or IMC.

 File No. E11259: 1201 thru 1210

Aluminum

Catalog Number	Trade Size	Unit Qty.	Std. Pkg.
1201	1/2"	5	50
1202	3/4"	5	50
1203	1"	2	20
1204	1 1/4"	---	10
1205	1 1/2"	---	5
1206	2"	---	5
1207	2 1/2"	---	1
1208	3"	---	1
1209	3 1/2"	---	1
1210	4"	---	1
1211	5"	---	1
1212	6"	---	1


Entrance Cap Hole Sizes:

1201:	4 holes 5/16" dia.
1202:	2 holes 3/8" dia., 3 holes 7/16" dia.
1203:	2 holes 7/16" dia., 3 holes 5/8" dia.
1204:	2 holes 7/16" dia., 3 holes 5/8" dia.
1205:	1 hole 7/16" dia., 2 holes 5/8" dia., 3 holes 3/4" dia.
1206:	1 hole 9/16" dia., 2 holes 3/4" dia., 3 holes 1" dia.
1207:	1 hole 1" dia., 3 holes 7/8" dia., 3 holes 1 5/16" dia.
1208:	3 holes 1 3/4" dia., 4 holes 1 1/8" dia.
1209:	3 holes 1 3/4" dia., 4 holes 1 1/8" dia.
1210:	3 holes 1 3/4" dia., 4 holes 1 1/8" dia.
1211:	4 holes 1 3/4" dia., 2 holes 1 1/8" dia.
1212:	4 holes 1 3/4" dia., 2 holes 1 1/8" dia.

Entrance Caps For Oval Service Entrance Cable



Entrance cap for use with oval service entrance cable.

 File No. E15123

Zinc Die Cast

Catalog Number	Oval Service Cable Size	Unit Qty.	Std. Pkg.
1220	3 - 2	5	50

Aluminum

Catalog Number	Oval Service Cable Size	Unit Qty.	Std. Pkg.
1221	3 - 1/0 to 3 - 4/0	---	10


Entrance Cap Hole Sizes:

1220: 2 holes 9/16" dia.
1221: 2 holes 25/32" dia.

Entrance Caps For Oval Service Entrance Cable



Electrical grade rigid PVC entrance cap with galvanized steel mounting bracket and strap for use with oval service entrance cable.

 File No. E15123


PVC

Catalog Number	Oval Service Cable Size	Unit Qty.	Std. Pkg.
1240-PVC	2 - 8, 6, 4, 2	5	50
1241-PVC	2 - 1/0, 2/0	---	10
1242-PVC	2 - 3/0, 4/0	---	10

Entrance Caps - Mast Type



Slip-fit screw type entrance cap for rigid conduit or IMC.

 File No. E11259

Aluminum / Phenolic Insulator

Catalog Number	Trade Size	Unit Qty.	Std. Pkg.
1246-MT	2" Conduit, 1 1/4" Cap	---	10
1257-MT	2 1/2" Conduit, 2" Cap	---	5


Entrance Cap Hole Sizes:

1246-MT: 2 holes 7/16" dia., 3 holes 5/8" dia.
1257-MT: 1 hole 9/16" dia., 2 holes 3/4" dia., 3 holes 1" dia.

Entrance Caps - Clamp-On Type



Clamp type entrance cap for rigid conduit and IMC.

 File No. E11259

Aluminum

Catalog Number	Trade Size	Unit Qty.	Std. Pkg.
1251	1/2"	5	50
1252	3/4"	5	50
1253	1"	---	20
1254	1 1/4"	---	10
1255	1 1/2"	---	5
1256	2"	---	5
1257	2 1/2"	---	1
1258	3"	---	1
1259	3 1/2"	---	1
1260	4"	---	1


Entrance Cap Hole Sizes:


1251:	4 holes 5/16" dia.
1252:	2 holes 3/8" dia., 3 holes 7/16" dia.
1253:	2 holes 7/16" dia., 3 holes 1/2" dia.
1254:	2 holes 7/16" dia., 3 holes 5/8" dia.
1255:	1 hole 7/16" dia., 2 holes 5/8" dia., 3 holes 3/4" dia.
1256:	1 hole 9/16" dia., 2 holes 3/4" dia., 3 holes 1" dia.
1257:	1 hole 1" dia., 3 holes 7/8" dia., 3 holes 1 5/16" dia.
1258:	3 holes 1 3/4" dia., 4 holes 1 1/8" dia.
1259:	3 holes 1 3/4" dia., 4 holes 1 1/8" dia.
1260:	3 holes 1 3/4" dia., 4 holes 1 1/8" dia.

PVC Entrance Heads



PVC entrance head for mounting on PVC, rigid, IMC or EMT. Removable EMT adapter sleeve and no-turn square nut allow for fast installation.

 File No. E9391

 File No. LR74878


PVC

Catalog Number	Trade Size	Unit Qty.	Std. Pkg.
1251-PVC	1/2"	5	50
1252-PVC	3/4"	5	50
1253-PVC	1"	---	20
1254-PVC	1 1/4"	---	10
1255-PVC	1 1/2"	---	5
1256-PVC	2"	---	5

Entrance Caps - Set Screw Type



Set screw type entrance cap for rigid conduit or IMC.
1257-S thru 1260-S also listed for use with EMT.
1253-S thru 1255-S - comes with one screw.
1256-S thru 1260-S - comes with two screws.

 File No. E11259

Aluminum / Phenolic Insulator

Catalog Number	Trade Size	Unit Qty.	Std. Pkg.
1253-S	1"	---	20
1254-S	1 1/4"	---	10
1255-S	1 1/2"	---	5
1256-S	2"	---	5
1257-S	2 1/2"	---	1
1258-S	3"	---	1
1259-S	3 1/2"	---	1
1260-S	4"	---	1

Entrance Cap Hole Sizes:

1253-S: 2 holes 7/16" dia., 3 holes 1/2" dia.
1254-S: 2 holes 7/16" dia., 3 holes 5/8" dia.
1255-S: 1 hole 7/16" dia., 2 holes 5/8" dia.,
3 holes 3/4" dia.
1256-S: 1 hole 9/16" dia., 2 holes 3/4" dia.,
3 holes 1" dia.
1257-S: 1 hole 1" dia., 3 holes 7/8" dia.,
3 holes 1 5/16" dia.
1258-S: 3 holes 1 3/4" dia., 4 holes 1 1/8" dia.
1259-S: 3 holes 1 3/4" dia., 4 holes 1 1/8" dia.
1260-S: 2 holes 1 1/8" dia., 4 holes 1 3/4" dia.

Mast Kits



Service entrance mast kits provide an assortment of mast components for installing overhead service drops. Use for both residential and commercial buildings that utilize conduit.

Catalog Number	Description Contents	Unit Qty.	Std. Pkg.
MK-10020	2" Service Entrance Kit (125-150-200 AMP) • Service Head (Cat 1256) • Roof Flashing (Cat RF-200) • Porcelain Wire Holder (Cat MWH-1) • 2" Rigid Pipe Strap (2 pcs.) (Cat 1906)	---	1
MK-20025	2-1/2" Service Entrance Kit (125-150-200 Amp) • Service Head (Cat 1257-MT) • Roof Flashing (Cat RF-250) • Conduit Support (2 pcs) • Porcelain Wire Holder (Cat MWH-1)	---	1

Mogul Conduit Bodies



MLB-44 THROUGH MLB-46



MLB-47 THROUGH MLB-50

Allows larger access to the inside of a raceway for wire pulling. Raintight.

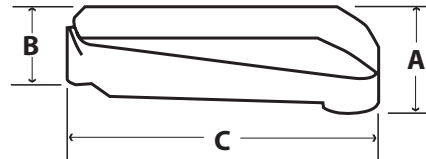
File No. E11077

File No. E11077: MLB-47 thru MLB-50

Aluminum

Catalog Number	Trade Size	Unit Qty.	Std. Pkg.
MLB-44	1 1/4"	---	5
MLB-45	1 1/2"	---	2
MLB-46	2"	---	2
MLB-47	2 1/2"	---	1
MLB-48	3"	---	1
MLB-49	3 1/2"	---	1
MLB-50	4"	---	1

Catalog Number	Dim A	Dim B	Dim C
MLB-44	3 1/2"	3"	9 1/2"
MLB-45	5 1/8"	4"	14 1/2"
MLB-46	5 1/8"	4"	14 1/2"
MLB-47	10 1/2"	8 11/16"	22 3/4"
MLB-48	10 1/2"	8 11/16"	22 3/4"
MLB-49	12"	10"	29 1/8"
MLB-50	12"	10"	29 1/8"



Roof Flashings



RF-125 thru RF-250



RFN-125 thru RFN-400

Galvanized – for use with galvanized, plastic, or cast iron electrical service mast. Fits flats to 40°.

Neoprene – for use with copper, cast iron, galvanized, or plastic pipe. Fits up to 45° angle, not recommended for hot-mopped or built-up roofs.

Galvanized

Catalog Number	Trade Size	Unit Qty.	Std. Pkg.
RF-125	1 1/4"	---	25
RF-150	1 1/2"	---	25
RF-200	2"	---	25
RF-250	2 1/2"	---	25

Neoprene

Catalog Number	Trade Size	Unit Qty.	Std. Pkg.
RFN-125	1 1/4"-1 1/2"	---	12
RFN-200	2"	---	12
RFN-250	2 1/2"	---	12
RFN-300	3"	---	12
RFN-400	4"	---	12

Porcelain Wire Holders



RWH-1

MWH-1

RWH-1: Reinforced type wire holder with 3/8" lag screw 2 1/2" long.

MWH-1: Clamp-on adjustable wire holder for 1 1/4", 1 1/2", 2", 2 1/2" and 3" service entrance mast.

Porcelain

Catalog Number	Trade Size	Unit Qty.	Std. Pkg.
RWH-1	---	---	50
MWH-1	1 1/4" - 3"	---	20

Wedge Grip Clamps



For reducing strain and sagging of overhead type ACSR service entrance cables. Place service entrance cable into shell, slide wedge forward and secure in place. Hook stainless steel bail onto lag, or similar mounting device, on building structure. Maximum load is 1000 lbs.

Aluminum

Catalog Number	Trade Size	Unit Qty.	Std. Pkg.
WGC-1	6 - 2	25	100
WGC-2	4 - 1/0	10	40
WGC-3	2/0 - 4/0	10	40

Service Entrance Kits



SE-KIT200

Service entrance kits provide an assortment of components for electrical service installation.

Catalog Number	Description	Unit Qty.	Std. Pkg.
SE-KIT100	100 Amp SE Cable Kit <ul style="list-style-type: none"> • Service Head (1240-PVC) • Water Tight Connector (764-2N) • Duct Seal (DS-100) • Sill Plate (938-C) • (2) SE Connectors (674-DC2) • (12) 1 Hole Straps (882-SE) • (2) Ground Clamps (1308-DC) • (2) Ground Rod Clamps (GRC-63) 	---	1
SE-KIT200	200 Amp SE Cable Kit <ul style="list-style-type: none"> • Service Head (1242) • Water Tight Connector (766-3) • Duct Seal (DS-100) • Sill Plate (940-C) • (2) SE Connectors (676-DC2) • (10) 2 Hole Straps (1884-SE) • (2) Ground Clamps (1308-DC) • (2) Ground Rod Clamps (GRC-63) 	---	1

Red® Fire Alarm Connectors



Set screw connector used to join EMT to box or enclosure. Color coded red to match EMT for easy identification. Use with red EMT for emergency circuits, fire alarm and security system applications. Concrete-tight. Furnished with Tri-Drive slot/Phillips/Robertson head screws. Patented.

cUL_{us} File. E24001

Steel

Catalog Number	Trade Size	Unit Qty.	Std. Pkg.
230-SR	1/2"	50	500
231-SR	3/4"	25	250
232-SR	1"	25	250
233-SR	1 1/4"	20	12
234-SR	1 1/2"	10	60
235-SR	2"	5	30
236-SR	2 1/2"	2	10
237-SR	3"	2	10

Red® Fire Alarm Couplings



Set screw coupling used to join two lengths of EMT. Color coded red to match EMT for easy identification. Use with red EMT for emergency circuits, fire alarm and security system applications. Concrete-tight. Furnished with Tri-Drive slot/Phillips/Robertson head screws. Patented.

cUL_{us} File. E24001

Steel

Catalog Number	Trade Size	Unit Qty.	Std. Pkg.
240-SR	1/2"	50	500
241-SR	3/4"	25	250
242-SR	1"	20	200
243-SR	1 1/4"	15	90
244-SR	1 1/2"	10	60
245-SR	2"	5	30
246-SR	2 1/2"	2	10
247-SR	3"	2	10

Red Fire Alarm Boxes



New red steel fire alarm boxes to meet visual identification requirements for fire alarm installations. Available in a variety of sizes to accommodate both old and new work requirements. Provides positive visual identification and can withstand the harshest environmental conditions. Patented.

UL File No. E24001

Steel

Catalog Number	Description	Mounting Bracket	Each Side Conduit	Each End Conduit	Bottom Conduit	Cu In. Capacity	Unit Qty.	Std. Pkg.
FA-400	1 1/2" deep drawn box 4-square	No	(2) 1/2" (1) 3/4"	(2) 1/2" (1) 3/4"	(3) 1/2" (2) 3/4"	21.0	---	50
FA-401	2 1/8" deep welded box 4-square	No	(2) 1/2" (1) 1/2" & 3/4"	(2) 1/2" (1) 1/2" & 3/4"	(3) 1/2" (2) 1/2" & 3/4"	30.3	---	50
FA-402	2 1/8" deep welded box 4-square	CV	(2) 1/2" (1) 1/2" & 3/4"	(2) 1/2" (1) 1/2" & 3/4"	(3) 1/2" (2) 1/2" & 3/4"	30.3	---	50
FA-403	Flat 4-square cover	No	N/A	N/A	N/A	N/A	---	50
FA-404	2 1/8" deep welded 4-square extension ring	No No	(2) 1/2" (1) 1/2" & 3/4"	(2) 1/2" (1) 1/2" & 3/4"	N/A	30.3	---	50
FA-411	2 1/8" deep welded box 4 11/16" square	No	(3) 1/2" & 3/4"	(3) 1/2" & 3/4"	(3) 1/2" (2) 1/2" & 3/4"	42.0	---	50


Insulator Support Beam Clamps



951

951-S

Single screw beam clamp insulator support with two threaded holes.

 File No. E161206: 951 thru 954



Malleable Iron

Catalog Number	Size	Tap Size (UNC)	Approx. Jaw Opening	Max Load Lbs.	Unit Qty.	Std. Pkg.
951	1"	1/4 - 20	.750"	125	25	100
952	1 1/2"	5/16 - 18	.670"	300	---	50
953	2"	3/8 - 16	.880"	300	---	50
954	2 1/2"	1/2 - 13	1.03"	600	---	25


Steel


Catalog Number	Size	Tap Size (UNC)	Approx. Jaw Opening	Max Load Lbs.	Unit Qty.	Std. Pkg.
951-S	1"	1/4 - 20	.750"	75	25	100
953-S	2"	3/8 - 16	.875"	200	---	50

Knockout Insulating Bushings



Converts metallic box rough edged holes to smooth insulated holes for protection of electrical, voice, data and video cables.

 File No. LR24719

 File No. E240912: 9791 thru 9796

Plastic Rated 105°C

Catalog Number	K.O.	K.O. Dia.	Unit Qty.	Std. Pkg.
9791	1/2"	.875"	100	1000
9792	3/4"	1.109"	100	1000
9793	1"	1.375"	50	500
9794	1 1/4"	1.734"	50	500
9795	1 1/2"	1.984"	25	250
9796	2"	2.469"	20	100
9797	2 1/2"	2.969"	20	100

Stud Bushings

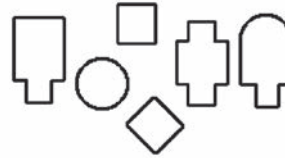


Protects wire insulation from abrasion in metal studs. Bushing allows smooth wire pulling. Used for all pre-punched shaped holes.

UL File No. E11259

Polypropylene

Catalog Number	Unit Qty.	Std. Pkg.
9882	50	500



Bridle Rings



Steel bridle rings provide support for voice, data, or video cables. Open loop end allows easy insertion of cables. Machine thread style for use with beam clamps or other clamping devices. Wood style rings are threaded for easy assembly into pre-drilled holes.

UL File No. E161206: BRI-150, BRI-200, BRWI-150 & BRWI-200

Zinc Plated Threaded Bridle Rings

Catalog Number	Trade Size	Thread	Unit Qty.	Std. Pkg.
BR-150	1 1/2"	1/4 - 20	---	100
BR-200	2"	1/4 - 20	---	100
BR-400	4"	1/4 - 20	---	50

Zinc Plated Threaded Bridle Rings / Plastic Insulator

Catalog Number	Trade Size	Thread	Unit Qty.	Std. Pkg.
BRI-150	1 1/2"	1/4 - 20	---	50
BRI-200	2"	1/4 - 20	---	50

Zinc Plated Bridle Rings For Wood

Catalog Number	Trade Size	Hole Size	Unit Qty.	Std. Pkg.
BRW-150	1 1/2"	1/8"	---	100
BRW-200	2"	1/8"	---	100

Zinc Plated Bridle Rings For Wood / Plastic Insulator

Catalog Number	Trade Size	Hole Size	Unit Qty.	Std. Pkg.
BRWI-150	1 1/2"	1/8"	---	50
BRWI-200	2"	1/8"	---	50

Electrical Box Extender / Insulator




BXE-100



BXE-300

For use with most metallic or nonmetallic electrical boxes to extend box face. Simply slide non-conductive extender into box to correct setbacks up to 1". May also be used as an insulating barrier between metallic box and device. Extender / Insulator does not require trimming and is completely hidden by faceplate. Complies with NEC Article 314.20. Patented.


Available in single gang BXE-100, duplex BXE-200 or round BXE-300 configurations.

 File No. E216710

PVC

Catalog Number	Unit Qty.	Std. Pkg.
BXE-100	25	100
BXE-200	---	25
BXE-300	---	25

Tubing and Coaxial Straps



Used to support tubing and coaxial cable to mounting surface.

Zinc Plated Steel

Catalog Number	Trade Size	Unit Qty.	Std. Pkg.
CC-25	1/4"	100	1000
CC-31	5/16"	100	1000
CC-37	3/8"	100	1000

Distribution Rings



For support of communication cables. May be mounted in horizontal or vertical position. Enclosed design. All rings have four mounting holes.

Aluminum

Catalog Number	Trade Size	Mounting Screw Size	Unit Qty.	Std. Pkg.
DR-200	2"	No. 10	10	40
DR-300	3"	No. 10	10	20
DR-500	5"	No. 10	---	10

Communications / Data Plate Mounting Bracket (Old Work)



Eliminates need for outlet box. Provides mounting base for securing communication or data line face plates. Mounts standard low voltage outlets and plates (Class 2 only). Hardware included.

Zinc Plated Steel

Catalog Number	Unit Qty.	Std. Pkg.
LVB-1	10	100

Cable Supports



NMCB-1



NMCB-2

Positions and supports nonmetallic and AC/MC cables. Also suitable for use with low voltage cabling to 3/8" diameter. Furnished with (2) No. 8 screws for use on wood or steel stud. Complies with NEC Articles 300.4(D) and 320.23(B). Patented.

UL File No. E161206

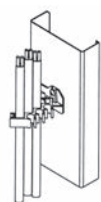
NMCB-2 is provided with a nail for use on wood studs or 3/4" thick furring strips to position nonmetallic sheath cable. Capable of positioning a nonmetallic cable in each of three rectangular slots. May also be used with low voltage cable. Low profile design and unique self-locking fingers prevent accidental removal of cables. Grooved nail for extra gripping with stud. Patented.

UL File No. E161206

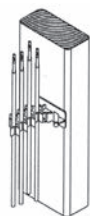
Polypropylene

Catalog Number	Cable Range		Unit Qty.	Std. Pkg.
	Min.	Max.		
NMCB-1	(6) 14/2	(6) 10/3 NM-B	25	100
	Or			
NMCB-2	(4) 14/2	(4) 12/2 AC/MC	25	100
	(1) 14/2	(1) 10/3 NM-B		
	Or			
	(2) 14/2	(2) 14/2 NM-B (in each slot)		

Cable Stacker



Metal Stud



Wood Stud

For use on steel or wood studs to support nonmetallic sheath, communication, and data cables. Furnished with nail for wood stud. Use No. 8 x 1/2" self-tapping sheet metal screw for steel stud. Complies with NEC Articles 300-4(D) and 320.23(B). Patented.

UL File No. E161206

Polypropylene

Catalog Number	Unit Qty.	Std. Pkg.
NMWH-43	25	100

CABLE RANGES:

Data / Communication Cable

Oval Openings:	1 or 2	.06" to .20" diameter
	1	.20" to .32" diameter
Round Openings:	1	.16" to .50" diameter

Nonmetallic Sheath Cable

Oval Openings:	1 or 2	14/2 AWG
	1 or 2	12/2 AWG
	1	10/2 AWG
Round Openings:	1	14/3 AWG
	1	12/3 AWG
	1	10/3 AWG

Insulating Bushings



EMT bushing insulates telephone, computer, video and other low voltage wiring from sharp edges of EMT. Complies with NEC Article 300-15(c).

Polyethylene - 90°C

Catalog Number	Trade Size	Unit Qty.	Std. Pkg.
TWB-51	1/2"	100	1000
TWB-52	3/4"	50	500
TWB-53	1"	25	250
TWB-54	1 1/4"	25	250
TWB-55	1 1/2"	---	100
TWB-56	2"	---	50
TWB-57	2 1/2"	---	25
TWB-58	3"	---	25
TWB-59	3 1/2"	---	25
TWB-60	4"	---	25

Filler Plug



For use with Bridgeport Push in, Set Screw, and Saddle Type Connectors, when installing the fitting but not installing cable immediately. Meant to keep foreign objects out of your electrical system. Patented.

Nylon - 90°C

Catalog Number	Trade Size	Unit Qty.	Std. Pkg.
A-FILPLG	3/8"	100	1000

Jack Chain



Steel

Catalog Number	Size	Description	Std. Pkg.
701	#12	100' Spool	800'
703	#12	300' Bucket	300'

Maximum safe load is 25 lbs.
Catalog 703 provided in convenient 300' bucket.

"S" Hooks



Steel

Catalog Number	Size	Unit Qty.	Std. Pkg.
705	1 1/4"	100	1000

Maximum safe load is 25 lbs.


Safety Plates



Galvanized Steel

Catalog Number	Unit Qty.	Std. Pkg.
732-SP	100	500

Protects cable running through wooden studs from nails and screws.

 File No. E161206

Anti-Short Bushings "Redhead"



"Redheads" prevent damage to wire insulation when placed between the wire and armored sheath.

UL File No. E11259

SP Certified LR24719M5

Polyethylene - 90°C

Catalog Number	Trade Size	AC/MC Cable Size	Flex Trade Size	Unit Qty.	Std. Qty.
1000	0	14/2, 14/3, 12/2	5/16"	50	7000
1001	1	14/4, 12/3, 6/1, 4/1	3/8"	50	3500
1002	2	12/4, 10/2, 10/3, 2/1	---	50	7000
1003	3	10/4, 8/2, 8/3, 1/1	1/2"	20	2000
1004	4	8/4, 6/2, 6/3 4/2, 4/3, 6/4	3/4"	20	1600
1005	5	---	1"	25	100
1006	6	---	1 1/4"	10	40
1007	7	---	1 1/2"	10	40
1008	8	---	2" - 2 1/2"	10	40

Box Connectors



Used as a raceway between two boxes.

UL File No. E11259

SP File No. LR39354

Zinc Die Cast

Catalog Number	Trade Size	Unit Qty.	Std. Pkg.
1191-DC2	1/2"	50	500

Knockout Plugs



Steel



Plastic

To cap unused knockout holes in box or enclosure.

Zinc Plated Steel

Catalog Number	Trade Size	Unit Qty.	Std. Pkg.
1691	1/2"	100	1000
1692	3/4"	100	1000
1693	1"	50	500
1694	1 1/4"	50	200
1695	1 1/2"	50	200
1696	2"	20	200

Plastic

Catalog Number	Trade Size	Unit Qty.	Std. Pkg.
9891	1/2"	100	1000
9892	3/4"	100	1000
9893	1"	50	500
9894	1 1/4"	50	500
9895	1 1/2"	25	250
9896	2"	20	100


Box Supports



Zinc Die Cast

Catalog Number	Trade Size	Unit Qty.	Std. Pkg.
BS-050	1/2"	25	100
BS-075	3/4"	25	100

Use to support FS box, outdoor lighting fixture, or similar devices, per NEC Article 370-23 requirements. Tapered threads (NPT) provide raintight seal. Simply assemble box support onto the box or fixture and fasten to steel rigid conduit or water pipe driven into the ground.

 File No. E161206: BS-050

Electrical Box Extender / Insulator



BXE-100




BXE-300

PVC


Catalog Number	Trade Size	Std. Pkg.
BXE-100	25	100
BXE-200	---	25
BXE-300	---	25

For use with most metallic or nonmetallic electrical boxes to extend box face. Simply slide non-conductive extender into box to correct setbacks up to 1". May also be used as an insulating barrier between metallic box and device. Extender / Insulator does not require trimming and is completely hidden by faceplate. Complies with NEC Article 314.20. Patented.

 File No. E216710

Available in single gang BXE-100, duplex BXE-200 or round BXE-300 configurations.

Dome Light Stations



Used to indicate the need for personal assistance in nursing homes, health care facilities, bathrooms and other areas where people frequent. Stations are provided with both red and white domes. Simply discard the dome that is not intended for use. Units are available with and without an audible buzzer in both 24VAC and 120VAC. They may be purchased as standalone stations or as call for aid packages. All units feature 2 internal lamps and a stainless steel faceplate.

cULus File No. E313390

Catalog Number	Description	Dome Color
CA-DL-24	24VAC dome light only	White or Red
CA-DL-120	120VAC dome light only	White or Red
CA-DLB-24	24VAC dome light with buzzer	White or Red
CA-DLB-120	120VAC dome light with buzzer	White or Red
CA-100-24	24VAC dome light, pull switch and transformer	White or Red
CA-100-120	120VAC dome light and pull switch	White or Red
CA-101-24	24VAC dome light with buzzer, pull switch and transformer	White or Red
CA-101-120	120VAC dome light with buzzer and pull switch	White or Red

Pull Cord Station



Provides for emergency call activation by pulling the supplied nylon cord downward. The call is reset at the station by simply pushing the activation switch upward. The station mounts in a standard single gang box. The units' stainless steel faceplate is marked "Emergency Pull For Help". 6 amps at 125VAC. DPST Switch.

cULus File No. E313390


Catalog Number	Description	Mounting
CA-PS	Pull Cord Station	Single Gang Box

Duct Seal



Catalog Number	Slug Size	Std. Pkg.
DS-100	1 lb.	50 Slugs
DS-500	5 lb.	10 Slugs

Used to seal around boxes, flashings and service entries. #1003 asbestos-free sealing compound is pliable, non-corrosive to metals and can be painted. For both indoor and outdoor use.

 File No. R14730

Firestop



Intumescent

Catalog Number	Cartridge Size	Unit Qty.	Std. Pkg.
FS-1000	10.5 fluid ounces	1	12

A water-based, non-corrosive, non-toxic, odorless quality intumescent. The FS-1000 is rated 3000°F for 8 hours. Adheres to most construction materials including ceramics, composites, masonry, metal, plastic and wood. Can be safely removed with soap and water prior to curing. Paintable and sandable. Refer to www.bptfittings.com for installation instructions. Classified by Underwriters Laboratories as a non-combustible product in compliance with zero flame and zero smoke index.

 File No. R25422

Door Light Switches



All purpose electric door switches for use anywhere that lights are turned on and off automatically by the opening and closing of a door. Units may be wired either normally open or normally closed. The units are shipped normally closed. The switch mounts using the 3" (76mm) on center mounting holes.

Units may be used on sliding or on hinged doors. Typical applications include closet doors, walk-in refrigerators, vault and photo labs. Models available for standard or narrow construction; refer to www.bptfittings.com for dimensions.

 Listed.

Catalog Number	Description	Finish
PB-301	Standard Door Light Switch	Painted Brass
PB-301N	Narrow Construction Door Light Switch	Painted Brass

Roof Flashings



RF-125 thru RF-250



RFN-125 thru RFN-400

Galvanized – for use with galvanized, plastic, or cast iron electrical service mast. Fits flats to 40°. Neoprene – for use with copper, cast iron, galvanized, or plastic pipe. Fits up to 45° angle, not recommended for hot-mopped or built-up roofs.

Galvanized

Catalog Number	Cartridge Size	Unit Qty.	Std. Pkg.
RF-125	1 1/4"	----	25
RF-150	1 1/2"	----	25
RF-200	2"	----	25
RF-250	2 1/2"	----	25

Neoprene

Catalog Number	Cartridge Size	Unit Qty.	Std. Pkg.
RFN-125	1 1/4" - 1 1/2"	----	12
RFN-200	2"	----	12
RFN-250	2 1/2"	----	12
RFN-300	3"	----	12
RFN-400	4"	----	12

Swivel Fixture Hangers



SFS-75



SFR-75

Ball type swivel fixture covers for mounting pendant or fluorescent lighting fixtures to box. For lamps up to 50 lbs. maximum and 20° maximum swing from vertical. Tapped for use with 3/4" thread and furnished with 3/4" x 1/2" steel reducing bushing. Slotted cover holes for easy assembly to box. Malleable iron swivel, steel cover.

c  us Recognized File No. E235970

4" Square Box Cover

Catalog Number	Trade Size	Unit Qty.	Std. Pkg.
SFS-75	3/4"	1	10


4" Round or Octagonal Box Cover

Catalog Number	Trade Size	Unit Qty.	Std. Pkg.
SFR-75	3/4"	1	10

Class 2 Signaling Transformers



T-601



T-602, T-603, T-604

Catalog Number	Primary	Secondary	
		Volts	VA
T-601	120VAC	16	10
T-602	120VAC	8	10
T-603	120VAC	16	10
		24	20
		8	20
		16	20
T-604	120VAC	24	30
		24	40
		24	40

Low cost, highly reliable transformers that provide convenient low voltage power for a variety of commercial, residential and industrial purposes. All primary leads are pre-stripped for quick connection. Units mount in a standard 1/2" (13mm) knockout or surface mount using the provided locknut or clamp. The T-601 uses a standard locknut. The T-602, T603 and T-604 use an integral clamp. These transformers may be safely mounted in both plastic and metal back boxes.

The T-601 is ideal for doorbells, chimes and other light duty applications. The T-602, T-603 and T-604 offer higher power for longer wire runs.

 Listed File No. E208949

 Certified

HOW TO USE THIS GUIDE

This guide has been developed as an easy to use, technical reference for specifiers, contractors, and inspection authorities. It is intended for use as a guide in the selection of electrical fittings manufactured by Bridgeport Fittings, Inc. Do not use this manual as an interpretation of the National Electrical Code or local regulations. Always consult your local electrical inspector for requirements in your area.

Underwriters Laboratories, Canadian Standards Association, and Federal Specifications are current at time of publication, but are subject to change without prior notice. Current listings are noted on the smallest unit carton label. Look for the appropriate logo.

Due to ongoing product improvements or code changes, specifications and dimensions are subject to change without prior notice. For current product dimensions, consult our on-line catalog at www.bptfittings.com, or contact us.

For further assistance regarding information included in this guide, please call our Engineering Department at 203.377.5944.

DETAILED STANDARDS

The standards by which conduit fittings are manufactured are maintained on a current basis at the Bridgeport factory. (See Appendix IV)

All questions relating to the application of these standards are welcomed. Included are relevant Underwriters' laboratories standards, Federal Specifications, and ASTM and ANSI Standards. See Appendix I, II, & III to determine the applicability of appropriate CSA, UL, NEMA, and Federal Specifications identification, standard and file numbers.

NEC REFERENCES

National Electrical Code articles are referenced here. Included are those parts pertaining directly to use of fittings supplied by Bridgeport, together with those parts pertaining to conduits and cables for which such fittings are designed.

If you or your specifying engineers have any further questions about the application or interpretation of the NEC installations involving Bridgeport fittings, please call Bridgeport's engineering department.

Occasionally, contractors can make use of factory personnel or other resources to permit the use or substitution of Bridgeport for a specified brand or material of construction. This may enable you to standardize floor and truck inventories in order to simplify material specification and inventory investment.

DISSIMILAR METALS

The NEC requires, where applicable, dissimilar metals in contact anywhere in the system shall be avoided to eliminate the possibility of galvanic action (NEC Articles 110.14 & 250.70), Steel EMT, steel rigid conduit, steel straps and hangers, and steel outlet and junction boxes are almost universally plated or coated with zinc or other corrosion inhibitor. Wherever Bridgeport's fittings come in contact with these raceway components, similar metals are touching, since the fittings themselves are constructed of zinc or have zinc-plated steel parts. Use of our products in the application for which they are designed, will be compliant to this requirement.

APPENDIX I

Listing File Numbers

CATEGORY	FILE No.
Armored Cable Connectors, Type AC	E20534
Armored Cable Connectors, Type AC Certified for Canada	E20534
Caulking and Sealants Certified for Canada	R25422
Caulkings and Sealants	R25422
Conduit and Cable Hardware	E161206
Conduit and Cable Hardware Certified for Canada	E161206
Conduit Fittings	E191572
Conduit Fittings Certified for Canada	E24001
Conduit Fittings Certified for Canada	E191572
Conduit Fittings for Use in Hazardous Locations	E312219
Electrical Metallic Tubing Fittings	E24001
Electrical Metallic Tubing Fittings Certified for Canada	E24001
Metal-clad Cable Connectors, Type MC	E191676
Metallic Outlet Boxes	E11077
Metallic Outlet Boxes Certified for Canada	E11077
Nonmetallic-sheathed Cable Connectors	E11698
Optical Fiber/Communications/Signaling/Coaxial Cable Outlet Boxes	E302367
Optical Fiber/Communications/Signaling/Coaxial Cable Outlet Boxes Certified for Canada	E302367
Outlet Bushings and Fittings	E11259
Outlet Bushings and Fittings Certified for Canada	E11259
Tape, General Use	R14730
Transformers, Class 2 and Class 3	E308949
Visual-signal Appliances	E312242
Visual-signal Appliances	E305841
Visual-signal Appliances Certified for Canada	E312242
Visual-signal Appliances Certified for Canada	E305841
Wire Connectors and Soldering Lugs	E155561

APPENDIX II

Listing File Numbers

Class	Class Description	File Number
9052-01	INSULATING DEVICES AND MATERIALS-Bushings	71053
4412-01	OUTLET BOXES AND FITTINGS-Bushings, Fittings	039354_0_000
4412-02	CONDUIT FITTINGS-Fittings For Metal Conduit	039354_0_000
4412-03	CONDUIT FITTINGS - Fittings For-Nonmetallic Conduit	039354_0_000
4414-01	FITTINGS-Armored Cable	039354_0_000
4414-03	FITTINGS-Electrical Metallic Tubing (EMT) - Steel	039354_0_000
4414-05	FITTINGS-Non-Metallic Sheathed Cable	039354_0_000
4414-08	FITTINGS-Cable - Hardware	039354_0_000
4415-01	STAPLES AND STRAPS-Armored Cable	039354_0_000
4415-02	STAPLES AND STRAPS-Conduit	039354_0_000
4415-04	STAPLES AND STRAPS-Electrical Metallic Tubing (EMT)	039354_0_000
9085-01	AUTHORIZED PACKAGERS OF CSA CERTIFIED PRODUCTS-	052255_0_000
4412-02	CONDUIT FITTINGS-Fittings For Metal Conduit	702847
4415-02	STAPLES AND STRAPS-Conduit	702847
4412-02	CONDUIT FITTINGS-Fittings For Metal Conduit	74878
4414-05	FITTINGS-Non-Metallic Sheathed Cable	74878
4418-02	OUTLET BOXES AND FITTINGS-Boxes - For Hazardous Locations	237741
4418-03	CONDUIT FITTINGS-Fittings - For Hazardous Locations	237741

APPENDIX III

Bridgeport products listed by Underwriters Laboratories & CSA comply with the following specifications:

Product Group	UL Standard	CSA Standard	NEMA Standard	Federal Specification
Rigid & IMC Conduit Bodies	UL-514A	C22.2 18.3-04	FB-1	A-A-50563
Rigid & IMC Conduit Fittings	UL-514B	C22.2 18.3-04	FB-1	A-A-50553
EMT Fittings	UL-514B	C22.2 18.3-04	FB-1	A-A-50553
Liquid Tight Fittings	UL-514B	C22.2 18.3-04	FB-1	A-A-50552
Portable Cord Fittings	UL-514B	C22.2 18.3-04	FB-1	A-A-50552
Flexible Metal & AC/MC Cable Fittings	UL-514B	C22.2 18.3-04	FB-1	A-A-50552
Nonmetallic Cable Fittings	UL-514B	C22.2 18.3-04	FB-1	A-A-50552
Grounding Fittings	UL-467	C22.2 18.3-04	FB-1	A-A-50552
Service Entrance Fittings	UL-514B	C22.2 18.3-04	FB-1	A-A-50563

APPENDIX IV

Summary of current technical standards maintained on file by Bridgeport Fittings engineering department*:

Governing Body	Standard No.
American National Standards Institute (ANSI)	Z540
	NEMA FB 1
	ANSI Z1.4-A971
American Society for Testing and Materials (ASTM)	ASTM B86
	ASTM B117
	ASTM B240
	ASTM B633
Canadian Standards Association (CSA)	C22.2 No. 0
	C22.2 No.18
	C22.2 No. 25
	C22.2 No. 30
Governing Body	Standard No.
Underwriters Laboratories, Inc. (UL)	UL 1
	UL 3
	UL 4
	UL 6
	UL 62
	UL 94V
	UL 360
	UL 467
	UL 486A
	UL 486B
	UL 514A
	UL 514B
	UL 514C
	UL 651
	UL 651A
	UL 719
	UL 746A
	UL 7468
	UL 746C
	UL 746D
UL 797	
UL 869	
UL 870	
UL 886	
United States of America Federal Specifications	A-A-50552
	A-A-50553
	A-A-50563
United States of America Military Specifications	MIL-Q-9858
	MIL-I-45208
	MIL-C-45662

APPENDIX V

Bridgeport Fittings, Inc.
Other Raw Material Specifications

Steel, SAE 1050 Series (Fittings, Covers, Brackets, Straps).		
Mechanical Properties		
Tensile Strength, Yield (PSI)	45000-90000	
Elongation Ultimate %	0-39	
Hardness (Rockwell) (varies by temper)	B55 to B90	
Plastic, Polypropylene (Insulating Bushings, Metaliners, Insulators, Lock-A-Liners)		
Mechanical Properties		
Tensile Strength, Yield (PSI)	3600-4200	
Elongation Ultimate %	3-15	
Impact Strength Izod, Notched (Ft.-Lb./In.)	2.2	
Hardness	R60-R105	
Plastic, Polypropylene, High Density (Liquid Tight Gland Seals and Pull Caps)		
Mechanical Properties		
Tensile Strength, Yield (PSI)	3400-3800	
Elongation Ultimate %	600-900	
Impact Strength Izod, Notched (Ft.-Lb./In.)	1.2-2.0	
Hardness	D60-70	
Plastic, Polypropylene, Medium Density (Liquid Tight Knockout Gaskets, Anti-Short Bushings)		
Mechanical Properties		
Tensile Strength, Yield (PSI)	2000	
Elongation Ultimate %	200	
Impact Strength Izod, Notched (Ft.-Lb./In.)	----	
Hardness	D55	
Plastic, Electrical Grade Rigid PVC (Box Extenders, Device Holders)		
Mechanical Properties	ASTM Method	
Tensile Strength, PSI	6200	D638
Ultimate Elongation, %	150	D638
Flexural Strength, PSI	11900	D790
Flexural Modulus, PSI	435000	D790
Heat Deflection Temp. (1/8" Un-annealed)	158°F (70°C)	D648

* If required, other standards may be obtained as needed.

APPENDIX VI

Bridgeport Fittings, Inc.
Casting Alloy Material Specifications

Die Cast Zinc, Alloy #7 (ZAMAK)

Mechanical Properties (as cast)

Tensile Strength, PSI	41000
Impact Strength - Ft./Lbs. Charpy	40
Brinell Hardness, 500kg 20mm 30 sec	76
Elongation in 2", %	14
Shear Strength, PSI	31000
Compressive Strength	60000
Mod. of Rupture, PSI	95000

Physical Properties

Melting Point (°F)	728
Density (Lbs./Cu. In.)	.240
Coefficient of Thermal Expansion (uIn./In. x 10 - 6 Deg. F)	15.2
Specific Conductivity	.10
Thermal Conductivity (Cal./Sec. Sq.-Cm./Degrees C)	.27
Elec.Conductivity,%Cu Std.	26

Chemical Compositions %

Al	3.5 - 4.3
Mg	.005 - .020
Cu Max.	.25
Fe Max.	.075
Pb Max.	.003
Cd. Max	.002
Sn Max.	.001
Ni	.005 - .020
Zn*	Remainder

*99.99+ % Purity

Note: Zinc base alloy ingot for die casting may contain nickel, chromium, silicon, and manganese in amounts up to their solubility (0.02%, 0.02%, 0.035%, and about 0.5% respectively) at the freezing temperature.

No harmful effects have ever been noted due to the presence of these elements in these concentrations, and therefore analyses are not required for these elements.

Die Cast Zinc, Alloy #3 (ZAMAK)

Mechanical Properties (as cast)

Tensile Strength, PSI	41000
Impact Strength - Ft./Lbs. Charpy	40
Brinell Hardness, 500kg 20mm 30 sec	76
Elongation in 2", %	14
Shear Strength, PSI	31000
Compressive Strength	60000
Mod. of Rupture, PSI	95000

Physical Properties

Melting Point (°F)	728
Density (Lbs./Cu. In.)	.240
Coefficient of Thermal Expansion (uIn./In. x 10 - 6 Deg. F)	15.2
Specific Conductivity	.10
Thermal Conductivity (Cal./Sec. Sq.-Cm./Degrees C)	.27
Elec.Conductivity,%Cu Std.	26

Chemical Compositions %

Al	3.5 - 4.3
Mg	.020 - .05
Cu Max.	.25
Fe Max.	.10
Pb Max.	.005
Cd. Max	.004
Sn Max.	.003
Ni	-
Zn*	Remainder

*99.99+ % Purity

Note: Zinc base alloy ingot for die casting may contain nickel, chromium, silicon, and manganese in amounts up to their solubility (0.02%, 0.02%, 0.035%, and about 0.5% respectively) at the freezing temperature.

No harmful effects have ever been noted due to the presence of these elements in these concentrations, and therefore analyses are not required for these elements.

APPENDIX VI (continued)

Sand Cast Zinc, Alloy ZA-12

Mechanical Properties (as cast)

Tensile Strength, PSI	40000-45000
Yield Strength .2% Offset, PSI	3000
Elongation in 2", %	1-3
Brinell Hardness	92-96

Physical Properties

Melting Point (°F)	710-810
Density (Lbs./Cu. In.)	.218
Elec.Conductivity (% IACS)	25

Chemical Compositions %

Al	11
Mg	.02
Cu	.75
Zn	Remainder

Die Cast Aluminum, Alloy 380

Mechanical Properties (as cast)

Tensile Strength, PSI	46000
Yield Strength, PSI	23000
Elongation in 2", %	2.5
Brinell Hardness	80

Physical Properties

Solid temperature Range, (°F)	1000-1100
Density (Lbs./Cu. In.)	.098
Electrical Conductivity (% IACS)	23

Chemical Compositions %

Si	7.5-9.5
Cu	3.0-4.0
Mg Max.	0.10
Zn Max.	3.0
Fe Max.	2.0
Mn Max.	0.50
Al	Remainder

Sand Cast Malleable Iron, Ferritic

Mechanical Properties (as cast)

Min. Tensile Strength, PSI	50000
Min. Yield Strength, PSI	32000
Min. Elongation in 2", %	10
Brinell Hardness	156

Standards

ASTM Spec. A-47-77	Grade 32510
SAE Spec. J158	Grade M3210

Sand Cast Ductile Iron

Mechanical Properties (as cast)

Min. Tensile Strength, PSI	60000
Min. Yield Strength, PSI	40000
Min. Elongation in 2", %	18

Standards

ASTM A536-80	Grade 32510
MIL-I-11466	Class 6

Sand Cast Yellow Brass

Mechanical Properties (as cast)

Min. Tensile Strength, PSI	38000
Min. Yield Strength, PSI	-
Min. Elongation in 2", %	17

Standards

Commercial Grade

Sand Cast Red Brass (Bronze)

Mechanical Properties (as cast)

Min. Tensile Strength, PSI	37000
Min. Yield Strength, PSI	-
Min. Elongation in 2", %	17

Standards

ASTM B-62-52, B-145-52-4A
MIL-B-16444
SAE 40

APPENDIX VII

UL 797, Recommended Dimensions For EMT Conduit

Trade Size	O.D.		I.D.
	Min.	Max.	
1/2"	.701"	.711"	.622"
3/4"	.917"	.927"	.824"
1"	1.158"	1.168"	1.049"
1-1/4"	1.505"	1.515"	1.380"
1-1/2"	1.735"	1.745"	1.610"
2"	2.192"	2.202"	2.067"
2-1/2"	2.865"	2.885"	2.731"
3"	3.485"	3.515"	3.356"
3-1/2"	3.980"	4.020"	3.834"
4"	4.480"	4.520"	4.334"

UL1, Recommended Dimensions For Flexible Metal Conduit

Trade Size	O.D.		I.D.	
	Min.	Max.	Min.	Max.
3/8"	.560"	.610"	.375"	.393"
1/2"	.860"	.920"	.625"	.645"
3/4"	1.045"	1.105"	.812"	.835"
1"	1.300"	1.380"	1.000"	1.040"
1-1/4"	1.550"	1.630"	1.250"	1.300"
1-1/2"	1.850"	1.950"	1.500"	1.575"
2"	2.350"	2.450"	2.000"	2.080"
2-1/2"	2.860"	3.060"	2.500"	-----
3"	3.360"	3.560"	3.000"	-----
3-1/2"	3.860"	4.060"	3.500"	-----
4"	4.360"	4.560"	4.000"	-----

UL 6, Recommended Dimensions For Rigid Conduit

Trade Size	Threads Per Inch	O.D.	
		O.D.	I.D.
1/2"	14	.840"	.622"
3/4"	14	1.050"	.824"
1"	11-1/2	1.315"	1.049"
1-1/4"	11-1/2	1.660"	1.380"
1-1/2"	11-1/2	1.900"	1.610"
2"	11-1/2	2.375"	2.067"
2-1/2"	8	2.875"	2.469"
3"	8	3.500"	3.068"
3-1/2"	8	4.000"	3.548"
4"	8	4.500"	4.026"
5"	8	5.563"	5.047"
6"	8	6.635"	6.065"

UL 360, Recommended Dimensions For Liquid Tight Flexible Steel Conduit

Trade Size	O.D.		I.D.	
	Min.	Max.	Min.	Max.
3/8"	.690"	.710"	.484"	.504"
1/2"	.820"	.840"	.622"	.642"
3/4"	1.030"	1.050"	.820"	.840"
1"	1.290"	1.315"	1.041"	1.066"
1-1/4"	1.630"	1.660"	1.380"	1.410"
1-1/2"	1.865"	1.900"	1.575"	1.600"
2"	2.340"	2.375"	2.020"	2.045"
2-1/2"	2.840"	2.875"	2.480"	2.505"
3"	3.460"	3.500"	3.070"	3.100"
3-1/2"	3.960"	4.000"	3.500"	3.540"
4"	4.460"	4.500"	4.000"	4.040"

APPENDIX VIII

Die Cast Aluminum Conduit Bodies

Trade Size	Maximum Number of Conductors					
	LB	C	LL	LR	T	LLR
1/2"	N/A	N/A	N/A	N/A	N/A	-
3/4"	6 AWG	6 AWG	6 AWG	6 AWG	6 AWG	-
1"	3 - 4 AWG	3 - 4 AWG	3 - 4 AWG	3 - 4 AWG	3 - 4 AWG	3 - 4 AWG
1 1/4"	3 - 2 AWG	3 - 2 AWG	3 - 2 AWG	3 - 2 AWG	3 - 2 AWG	3 - 2 AWG
1 1/2"	3 - 1/0 AWG	3 - 1/0 AWG	3 - 1/0 AWG	3 - 1/0 AWG	3 - 2 AWG	3 - 1/0 AWG
2"	3 - 4/0 AWG	3 - 2/0 AWG	3 - 4/0 AWG	3 - 4/0 AWG	3 - 4/0 AWG	3 - 3/0 AWG
2 1/2"	300 MCM	3 - 250 MCM	3 - 250 MCM	3 - 250 MCM	3 - 2/0 AWG	-
3"	350 MCM	3 - 250 MCM	3 - 250 MCM	3 - 250 MCM	3 - 250 MCM	-
3 1/2"	3 - 400 MCM	3 - 250 MCM	3 - 250 MCM	3 - 250 MCM	3 - 250 MCM	-
4"	3 - 400 MCM	3 - 250 MCM	3 - 250 MCM	3 - 250 MCM	3 - 250 MCM	-

Malleable Iron Conduit Bodies

Trade Size	Maximum Number of Conductors				
	LB	C	LL	LR	T
1/2"	N/A	N/A	N/A	N/A	N/A
3/4"	3 - 6 AWG	3 - 6 AWG	3 - 6 AWG	3 - 6 AWG	3 - 6 AWG
1"	3 - 4 AWG	3 - 4 AWG	3 - 4 AWG	3 - 4 AWG	3 - 4 AWG
1 1/4"	3 - 2 AWG	3 - 2 AWG	3 - 2 AWG	3 - 2 AWG	3 - 2 AWG
1 1/2"	3 - 1/0 AWG	3 - 1/0 AWG	3 - 1/0 AWG	3 - 1/0 AWG	3 - 1 AWG
2"	3 - 3/0 AWG	3 - 4/0 AWG	3 - 4/0 AWG	3 - 4/0 AWG	3 - 2/0 AWG
2 1/2"	3 - 250 MCM	3 - 300 MCM	3 - 300 MCM	3 - 300 MCM	3 - 4/0 AWG
3"	3 - 250 MCM	3 - 350 MCM	3 - 350 MCM	3 - 350 MCM	3 - 4/0 AWG
3 1/2"	3 - 350 MCM	3 - 350 MCM	3 - 350 MCM	3 - 500 MCM	3 - 350 MCM
4"	3 - 350 MCM	3 - 350 MCM	3 - 350 MCM	3 - 500 MCM	3 - 350 MCM

Trade Size	Volume in Cu. In.					
	LB	C	LL	LR	T	LLR
1/2"	4.25	4.25	4.25	4.25	4.25	5.5
3/4"	7.2	7.2	7.2	7.2	7.2	9.0
1"	10.8	10.8	10.8	10.8	10.8	15.0
1 1/4"	30.5	30.5	30.5	30.5	30.5	39.5
1 1/2"	30.5	30.5	30.5	30.5	30.5	40.8
2"	70.7	70.7	70.7	70.7	70.7	88.5
2 1/2"	152.5	157.4	157.4	157.4	157.4	-
3"	152.5	179.8	179.8	179.8	179.8	-
3 1/2"	311.8	323.0	323.0	323.0	323.0	-
4"	311.8	323.0	323.0	323.0	323.0	-

Trade Size	Volume in Cu. In.				
	LB	C	LL	LR	T
1/2"	4.5	4.5	4.5	4.5	6.0
3/4"	7.5	7.5	7.5	7.5	9.5
1"	12.5	12.5	12.5	12.5	15.0
1 1/4"	32.3	32.3	32.3	32.3	33.0
1 1/2"	35.3	35.3	35.3	35.3	36.0
2"	73.0	73.0	73.0	73.0	75.0
2 1/2"	138.0	138.0	138.0	138.0	138.0
3"	170.0	170.0	170.0	170.0	170.0
3 1/2"	300.0	300.0	300.0	300.0	300.0
4"	328.0	328.0	328.0	328.0	328.0

APPENDIX IX

Connector Compatibility

Cable Fitting	Enclosure Opening K.O. Size	Cable Outer Diameter (O.D.) Range	Cable Types Listed To: <small>Note: Includes Steel and Aluminum</small>	Healthcare Facility Cable	Flexible Metal Conduit <small>Note: Includes Steel and Aluminum (RWFMC)</small>	Recommended Cable Types <small>Note: Verify with Cable O.D. Includes Steel and Aluminum</small>
280-DCX	1/2"	.43-.61	AC/MC/MCI-A		3/8" FMC	14/2 to 10/3
280-SP	1/2"	.43-.61	AC/MC/MCI-A	HCF/HCFMCI-A	3/8" FMC	14/2 to 10/3
38ADS	1/2"	.40-.63	AC/MC/MCI-A	HCF	3/8" FMC	14/2 to 10/3
38ACDS	1/2"	.40-.63	AC/MC/MCI-A	HCF	3/8" FMC	14/2 to 10/3
3838ASP	1/2"	.38-.59	AC/MC/MCI-A	HCF/HCFMCI-A	3/8" FMC	14/2 to 10/2
3838SP	1/2"	.38-.59	AC/MC/MCI-A	HCF/HCFMCI-A	3/8" FMC	14/2 to 10/2
403-DC2	1/2"	.58-.61	AC/MC	HCF	3/8" FMC	12/3 to 10/3
403-I	1/2"	.48-.86	AC/MC/MCI-A	HCF	3/8" FMC	14/4 to 6/3
407-DC2	1/2"	.86-.92	AC	HCF	1/2" FMC	
407-DCI2	1/2"	.86-.92	AC	HCF	1/2" FMC	
407-DC2G	1/2"	.86-.92	AC	HCF	1/2" FMC	
4057-DC	3/4"	.43-.61	AC/MC/MCI-A		3/8" FMC	14/2 to 10/3
4058-DC	3/4"	.63-.89	AC/MC/MCI-A		1/2" FMC	10/4 to 6/4
4156-DC	1/2"	.43-.52	AC/MC/MCI-A	HCF/HCFMCI-A	3/8" FMC	14/2 to 12/2
4157-DC	3/4"	.43-.61	AC/MC/MCI-A	HCF/HCFMCI-A	3/8" FMC	14/2 to 10/3
4357-DC	1"	.43-.61	AC/MC/MCI-A	HCF/HCFMCI-A	3/8" FMC	14/2 to 10/3
4457-DC	1"	.43-.61	AC/MC/MCI-A	HCF/HCFMCI-A	3/8" FMC	14/2 to 10/3
501-DC2	1/2"	.43-.61	MC/MCI-A			14/2 to 10/3
5157-DC	3/4"	.43-.61	AC/MC/MCI-A	HCF/HCFMCI-A	3/8" FMC	14/2 to 10/3
545-DC2	1/2"	.44-.61	AC/MC/MCI-A	HCF/HCFMCI-A		14/2 to 10/3
560-DC2	1/2"	.44-.61	AC/MC/MCI-A	HCF/HCFMCI-A	3/8" FMC	12/2 to 10/4
560-DCI2	1/2"	.44-.61	AC/MC/MCI-A	HCF/HCFMCI-A	3/8" FMC	12/2 to 10/4
560-MCIA2	1/2"	.38-.61	MC/MCI-A	HCFMCI-A		14/2 to 10/3
561-DC2	3/4"	.61-.87	AC/MC	HCF		10/4 to 8/3
561-DCI2	3/4"	.61-.87	AC/MC	HCF		10/4 to 8/3
563-DC2	1/4"		AC/MC	HCF		14/2 to 12/2
565-DC2	1/2"	.38-.53	MC/MCI-A	HCFMCI-A		14/2 to 10/3
566-DC2	1/2"	.44-.53	AC/MC/MCI-A	HCF/HCFMCI-A		12/2 to 10/2
570-DC2	1/2"	.42-.61	AC/MC/MCI-A	HCF/HCFMCI-A		14/2 to 10/3
570-DCI2	1/2"	.42-.61	AC/MC/MCI-A	HCF/HCFMCI-A		14/2 to 10/3
570-DCR2	1/2"	.43-.61	AC/MC/MCI-A	HCF/HCFMCI-A		14/2 to 10/3
570-GI	1/2"	.42-.61	AC/MC/MCI-A	HCF/HCFMCI-A		14/2 to 10/3
570-RI	1/2"	.42-.61	AC/MC/MCI-A	HCF/HCFMCI-A		18/2 to 12/4
570-S	1/2"	.44-.66	AC/MC/MCI-A	HCF/HCFMCI-A	3/8" FMC	14/2 to 10/2
571-DC2	1/2"	.70-.855	AC/MC/MCI-A	HCF/HCFMCI-A	1/2" FMC	8/3 to 6/3
571-DCI2	1/2"	.70-.855	AC/MC/MCI-A	HCF/HCFMCI-A	1/2" FMC	8/3 to 6/3
571-S	1/2"	.701-.855	MC/MCI-A	HCFMCI-A	1/2" FMC	8/3 to 6/3
571-SI	1/2"	.701-.855	MC/MCI-A	HCFMCI-A	1/2" FMC	8/3 to 6/3
572-DC2	3/4"	.945-1.035	MC		3/4" FMC	4/3 to 3/4
572-DCI2	3/4"	.945-1.035	MC		3/4" FMC	4/3 to 3/4
572-S	3/4"	0.945	MC		3/4" FMC	4/3
572-SI	3/4"	0.945	MC		3/4" FMC	4/3
573-DC2	1"	1.18-1.35	MC		1" FMC	2/3 to 3-2/0
573-DCI2	1"	1.18-1.35	MC		1" FMC	2/3 to 3-2/0

APPENDIX IX (continued)

Connector Compatibility

Cable Fitting	Enclosure Opening K.O. Size	Cable Outer Diameter (O.D.) Range	Cable Types Listed To: <small>Note: Includes Steel and Aluminum</small>	Healthcare Facility Cable	Flexible Metal Conduit <small>Note: Includes Steel and Aluminum (RWFMC)</small>	Recommended Cable Types <small>Note: Verify with Cable O.D. Includes Steel and Aluminum</small>
573-S	1"	1.18-1.35	MC		1" FMC	2/3 to 3-2/0
573-SI	1"	1.18-1.35	MC		1" FMC	2/3 to 3-2/0
590-DC2	1/2"	.43-.61	AC/MC/MCI-A	HCF/HCFMCI-A	3/8" FMC	14/2 to 10/3
590-DCI2	1/2"	.43-.61	AC/MC/MCI-A	HCF/HCFMCI-A	3/8" FMC	14/2 to 10/3
595-DC2	1/2"	.50-.61	JMC/ TECK90			12/2 to 10/3
595-DC2C	1/2"	.50-.61	JMC/ TECK90			12/2 to 10/3
595-DCI2	1/2"	.50-.61	JMC/ TECK90			12/2 to 10/3
596-DC2	1/2"	.61-.69	JMC/ TECK90			10/4 to 8/3
596-DC2C	1/2"	.61-.69	JMC/ TECK90			10/4 to 8/3
596-DCI2	1/2"	.61-.69	JMC/ TECK90			10/4 to 8/3
601-DC2	1/2"	.375-.625	AC/MC/MCI-A	HCF/HCFMCI-A	3/8" FMC	14/2 to 10/3
621-DC2	3/4"	.44-.70	AC/MC/MCI-A	HCF/HCFMCI-A	3/8" FMC	14/4 to 8/3
653-DC2	1/2"	.675-.90	AC	HCF	1/2" FMC	8/2 to 6/4
655-DC2	3/4"	.85-1.10	AC/MC	HCF	3/4" FMC	6/3 to 4/3
657-DC2	1"	1.03-1.31	AC/MC	HCF	1" FMC	4/3 to 1/3
682-DC2	3/4"	.530-.865	AC/MC	HCF		10/3 to 6/4
683-DC2	1"	.875-1.04	MC			6/4 to 4/3
684-DC2	1-1/4"	1.1-1.25	MC			4/4 to 3/4
685-DC2	1-1/2"	1.25-1.5	MC			2/4 to 3-2/0
686-DC2	2"	1.75-2.00	MC			4-4/0 to 4-250 MCM
687-DC2	2-1/2"	2-2.5	MC			4-300 MCM to 4-500 MCM
688-DC2	3"	2.375-3	MC			4-500 MCM to 4-750 MCM
689-DC2	3-1/2"	2.75-3.50	MC			4-600 MCM to 4-750 MCM
683-DCI2	1"	.750-1.04	MC			6/4 to 4/3
684-DCI2	1-1/4"	1.1-1.25	MC			4/4 to 3/4
685-DCI2	1-1/2"	1.25-1.5	MC			2/4 to 3-2/0
686-DCI2	2"	1.75-2.00	MC			4-4/0 to 4-250 MCM
687-DCI2	2-1/2"	2-2.5	MC			4-300 MCM to 4-500 MCM
688-DCI2	3"	2.375-3	MC			4-500 MCM to 4-750 MCM
689-DCI2	3-1/2"	2.75-3.50	MC			4-600 MCM to 4-750 MCM
683-DCX2	1"	.875-1.04	MC			6/4 to 4/3
684-DCX2	1-1/4"	1.1-1.25	MC			4/4 to 3/4
685-DCX2	1-1/2"	1.25-1.5	MC			2/4 to 3-2/0
686-DCX2	2"	1.5-1.85	MC			3-4/0 to 4-250 MCM
687-DCX2	2-1/2"	2-2.5	MC			4-300 MCM to 4-500 MCM
688-DCX2	3"	2.375-3	MC			4-500 MCM to 4-750 MCM
689-DCX2	3-1/2"	2.75-3.50	MC			4-600 MCM to 4-750 MCM
683-XM	1"	0.84-1.10	AC/MC	HCF		6/4 to 4/4
684-XM	1-1/4"	1.05-1.34	AC/MC	HCF		4/4 to 4-1/0
685-XM	1-1/2"	1.34-1.52	AC/MC	HCF		3-1/0 to 4-2/0
686-XM	2"	1.52-1.95	AC/MC	HCF		4-3/0 to 3-350
687-XM	2-1/2"	1.95-2.50	MC			3-350 MCM to 4-500 MCM
688-XM	3"	2.47-2.86	MC			4-500 MCM to 4-750 MCM
689-XM	3-1/2"	2.65-3.20	MC			4-500 MCM to 4-900 MCM

APPENDIX IX (continued)

Connector Compatibility

Cable Fitting	Enclosure Opening K.O. Size	Cable Outer Diameter (O.D.) Range	Cable Types Listed To: Note: Includes Steel and Aluminum	Healthcare Facility Cable	Flexible Metal Conduit Note: Includes Steel and Aluminum (RWFMC)	Recommended Cable Types Note: Verify with Cable O.D. Includes Steel and Aluminum
691-DC2	1/2"	.42-.61	AC/MC/MCI-A	HCF/HCFMCI-A	3/8" FMC	14/2 to 10/3
801-DC2	1/2"	.45-.625	MC/MCI-A	HCFMCI-A	3/8" FMC	14/4 to 10/4
802-DC2	1/2"	.48-.58	AC/MC	HCF	3/8" FMC	12/2 to 10/3
802-DCI2	1/2"	.48-.58	AC/MC	HCF	3/8" FMC	12/2 to 10/3
802SP	1/2"	.48-.58	AC/MC	HCF	3/8" FMC	12/2 to 10/3
802-MCIA2	1/2"	.42-.55	MC/MCI-A	HCFMCI-A		14/4 to 10/3
804-DC2	1/2"	.75-.875	MC		1/2" FMC	
804-DCI2	1/2"	.75-.875	MC		1/2" FMC	
806-DC2	3/4"	.875-1.00	MC		3/4" FMC	
806-DCI2	3/4"	.875-1.00	MC		3/4" FMC	
807-DC2	1"	1.187-1.312	MC		1" FMC	
807-DCI2	1"	1.187-1.312	MC		1" FMC	
808-DC2	1-1/4"	1.50-1.625	MC		1-1/4" FMC	
808-DCI2	1-1/4"	1.50-1.625	MC		1-1/4" FMC	
830-DC2	1/2"	.44-.61	AC	HCF	3/8" FMC	12/2 to 10/3
840SP	1/2"	.44-.61	AC/MC/MCI-A	HCF/HCFMCI-A	3/8" FMC	14/4 to 10/3
84690SP	1/2"	.42-.61	AC/MC/MCI-A	HCF/HCFMCI-A	3/8" FMC	14/4 to 10/3
850SP	1/2"	.55-.61	AC/MC	HCF	3/8" FMC	12/2 to 10/3
851ASP	1/2"				1/2" FMC	
851-DC2	1/2"				1/2" FMC	
851-DCI2	1/2"				1/2" FMC	
851SP	1/2"				1/2" FMC	
895-DC2	1/2"	.50-.61	JMC/ TECK90			12/2 to 10/3
895-DCI2	1/2"	.50-.61	JMC/ TECK90			12/2 to 10/3
895-DC2C	1/2"	.50-.61	JMC/ TECK90			12/2 to 10/3
AMC-50	1/2"	.40-.62	AC/MC/MCI-A	HCF/HCFMCI-A	3/8" FMC	14/2 to 10/3
AMC-50QI	1/2"	.40-.62	AC/MC/MCI-A	HCF/HCFMCI-A	3/8" FMC	14/2 to 10/3
AMC-5075	1/2"	.62-.92	AC/MC/MCI-A	HCF/HCFMCI-A	1/2" FMC	10/4 to 6/4
AMC-52	1/2"	.43-.62	AC/MC/MCI-A	HCF/HCFMCI-A	3/8" FMC	14/2 to 10/3
AMC-75	3/4"	.56-.81	AC/MC	HCF	1/2" FMC	10/3 to 6/3
BL-17	1/2"	.701-803	8/3 AC90	HCF	1/2" FMC	8/3
BL-17I	1/2"	.701-803	8/3 AC90	HCF	1/2" FMC	8/3
BL-18	3/4"		6/3 AC90 ONLY		3/4" FMC	6/3
BL-18I	3/4"		6/3 AC90 ONLY		3/4" FMC	6/3
BL-19	1"		3/3 AC90		1" FMC	3/3
BL-19I	1"		3/3 AC90		1" FMC	3/3
SG3838ASP	1/2"	.42-.61	AC/MC/MCI-A	HCF/HCFMCI-A	3/8" FMC	14/2 to 10/3
SG38ASP	1/2"	.43-.61	AC/MC/MCI-A	HCF/HCFMCI-A	3/8" FMC	14/4 to 10/3

The following FAQ'S are not an interpretation of the National Electrical Code (NEC) or local regulations. Always consult your local electrical inspector for specific requirements in your area.

Why Can't Plastic Insulating Bushings Be Used To Connect A Conduit To An Enclosure?



Plastic insulating bushings must be used in conjunction with two locknuts when connecting threaded rigid or IMC conduit, containing No. 4 or larger un-grounded conductors, to boxes or enclosures.

Bushings composed entirely of plastic cannot be used to secure conduit to the enclosure. A locknut is required on the inside and outside of the enclosure in addition to the plastic insulating bushing.

Temperature rating of the plastic insulating bushing must not be less than the insulation rating of the conductors.

What Is The Proper Method For Securing AC and MC Cables?



NEC Articles 320.30 and 330.30 denotes the different requirements for securing Armored and Metal Clad cables. Although similar in appearance, each cable has unique requirements.

Armored cable [NEC Article 320.30(C)] must be secured at intervals not exceeding 4-1/2 feet and within 12" of box or fitting.

Metal Clad cable [NEC Article 330.30(B)] must be secured at least every 6 feet. Cables with four or fewer conductors "sized 10 AWG or less" must be secured within 12" of box or fitting.

Why Use Steel Safety Plates?



NEC Article 300.4(F) specifies that cable or raceway-type wiring may be installed in wooden stud grooves, to be covered by wallboard or similar covering, if protected by 1/16" thick steel plate. The steel plate must have the same width as the stud, and must be securely fastened to the stud.

Why Do "Concrete-Tight" Listed Fittings Need Tape?



Raceway systems such as EMT and rigid conduit are permitted by most codes to be embedded in concrete. The solid exterior of these conduits eliminates the possibility of concrete entrance, however, the termination with the connector or coupling can be susceptible to concrete entering the raceway.

The UL 514B testing procedure requires the connector or coupling to be assembled to the conduit inside a special concrete form. Then Portland-type concrete is poured into the form and over test samples. Then the concrete slurry is vibrated to remove any trapped air, and allowed to cure. After concrete curing, the fittings are chipped out of the concrete and examined for concrete penetration.

Although compression style connectors and couplings pass these tests in all trade sizes because of the gland ring design, the set screw types may have difficulty conforming to UL or CSA concrete penetration requirements. When the set screw is tightened onto the conduit, the fitting and/or conduit material will "yield", or stretch, enough to create an opening at the conduit/fitting connection.

Set screw fittings in the smaller (1/2", 3/4", and 1") trade sizes are less likely to stretch to the point that would permit entrance of concrete. However, 1-1/4" and larger size fittings will yield enough so that concrete can enter the raceway. UL and CSA will accept product carton marking that specify "Concrete-Tight When Taped" on fittings that cannot pass testing, since the tape prevents entrance of concrete into the raceway. The taped joint must completely encircle the conduit/fitting connection. We recommend using duct tape or similar type of durable tape.

What Are The NEC Requirements For Use Of an Anti-Short Bushing?



When installing ARMORED CABLE (Type AC), NEC Article 320 mandates the use of a insulating bushing (commonly referred to as Anti-Short or Redhead) between the metal sheath and the conductors. Fittings with insulated throats are not a substitute for the anti-short bushing.

When installing METAL-CLAD CABLE (Type MC), the NEC does not require the use of a Anti-Short insulating bushing. MC Cable conductors are usually wrapped with Mylar tape for protection; use of anti-short bushing is optional unless specified otherwise by the cable manufacturer.

Can Liquid Tight Connectors Be Used For Class 1, Div 2 Locations?



NEC Article 501.30(B), exception (1), (2), (3) will permit the use of liquidtight flexible metal conduit and liquidtight connectors to be the sole equipment grounding conductor in Class 1, Division 2 locations. However, strict requirements must be met:

- Conduit and connectors must be UL listed.
- Conduit cannot exceed 6 feet in length.
- Over-current protection in the circuit is limited to 10 amperes or less.
- It supplies other than power utilization loads.

Can Beam Clamps Be UL Listed?



In 1998, UL began listing electrical hardware devices such as Beam Clamps. This was at the request of the electrical industry, including contractors, who became confused regarding the correct application and strength of Beam Clamps.

UL Listed Beam Clamps are manufactured from malleable iron or steel with a hardened screw to secure the clamp to the beam. Clamps are tapped in two places for attachment of threaded rod, conduit hanger, or bridle ring.

UL Listed beam clamps are only for use with rigid, IMC, or EMT conduits. Spacing of clamps must comply with strap requirements found in the National Electrical Code.

Refer to Bridgeport's carton label for conduit size and type, maximum loading, screw torque, or any special assembly requirements.

What Is The Difference Between Metal Clad and Armored Cable Connectors?



NEC Article 300.15 specifies that fittings can only be used with wiring methods for which they are designed and listed. Most manufacturers have received dual usage listings for these types of connectors; however, you should not assume all fittings have the dual listing. While the appearance of Metal Clad (MC) and Armored Cable (AC) connectors may be similar, the misuse of an AC cable connector can be significant enough to cause an unsafe installation with metal clad cable.

During the listing process at Underwriters Laboratories (UL), MC connectors are subjected to more stringent testing than a typical AC connector. Additional tests are necessary to comply with application requirements of metal clad cable in the NEC.

UL Listed metal clad cable connectors are suitable for grounding when installed in accordance with the NEC. 'Dry Type' MC connectors may be 'concrete tight' when taped and used with PVC coated metal clad cable (PVC jacket stripped back to fitting end stop).

Always refer to the carton label for listed cable type (corrugated, interlocked, or smooth) and material (aluminum or steel). The label will also specify the cable size range. Do not use cable smaller than noted on label; the clamping mechanism on the fitting will not function correctly and grounding integrity will be compromised.

The newest type of MC Cable - MCI-A, may require use of a special connector. Such fittings have been listed by UL for use with this cable type.

Can Conduit Bodies Contain Splices?



Although different manufacturers' conduit bodies may look the same, not all are suitable for 'approved' installations. Specific NEC requirements determine which conduit bodies may contain splices, taps, or devices.

Conduit bodies provide access to the conduit system through a removable cover at a junction of two or more entries. Bodies may be used for changing the direction of the wiring systems, to aid in pulling of long wire runs, or to mount devices or make splices.

UL can 'list' conduit bodies as a fitting, which is tested under specification UL 514B. However, a fitting cannot contain a device or splice. UL can also 'list' the conduit body as a box, tested under specification UL 514A. Only the conduit body listed as a box is suitable for use with a device, splices, or taps.

Conduit bodies listed for use with splices, taps, or devices must be marked with the cubic inch volume and any special installation requirements, such as the use of wire pulling compound. The conduit body may also be marked with the maximum wire capacity if the body does not meet the NEC end stop to end stop dimensional requirement for wire pulling: 8 times the trade size for straight pulls, 6 times the trade size for angled pulls.

Are Snap-in Type Metal Clad And Armored Cable Fittings Suitable For Grounding?



AC and MC snap-in type connectors are capable of withstanding ground fault currents likely to be imposed on them, and offer equivalent grounding protection as locknut type connectors.

During the listing process at UL, AC and MC connectors are assembled to cable and subjected to a ground fault current test. These tests are necessary to comply with application requirements in the NEC.

Are Snap-in Type Fittings Tested To The Same Requirements As Locknut Type Fittings?

UL listing requirements are identical for both snap-in and locknut types of fittings. This includes assembly, bending, resistance, pull test, repeated resistance, and a ground fault current test.

Snap-in type connectors are required by code to be capable of withstanding ground fault current likely to be imposed on them, and offer equivalent grounding protection as locknut type connectors. Many snap-in products are used to reduce installation time or where tightening a locknut may be difficult.

UL Listed armored and metal clad cable connectors are suitable for grounding when installed in accordance with the NEC.

Always refer to the carton label for listed cable type and material (aluminum or steel). The label will also specify the cable size range. Do not use cable smaller than noted on label, the clamping mechanism on the fitting may not function correctly and grounding integrity will be compromised.

Bridgeport's snap-in fittings are designed only to work with UL Listed steel boxes which have a nominal .063" wall thickness. Use with boxes made in other materials (i.e. plastic) or other thicknesses, is not recommended nor approved.

Are All Clamp-Type Connectors Suitable For Use With Multiple Nonmetallic Sheath Cables?




UL Listed nonmetallic (NM) sheath cable connectors are suitable for use with a single cable unless specifically tested for two cable usage.

A concern with two cable usage is the fitting's ability to withstand cable pullout forces normally encountered during installation. Per UL 514B, each cable is subjected to an individual pull test. In addition, UL tests strap type connectors to ensure that when tightening the strap screws, the strap will not pierce the nonmetallic sheath of the cable, creating a possible short.

Bridgeport's Carton shipping labels will specify the type and number of nonmetallic cables for which the fitting has been UL Listed. Do not exceed the UL rating.

Are Compression Raintight Fittings Really Rain-Tight?



In 2002, UL received field complaints that listed EMT compression split ring type rain-tight fittings were permitting the entrance of water into the conduit system. After checking the validity of these claims, UL made the decision to de-list ALL fitting manufacturers' compression type raintight connectors and couplings.

A revised test method was employed by UL to represent actual field applications and conditions.

Bridgeport was the first to develop and release an updated version of connector that met this revised requirement. Other fitting manufacturers followed suit, with different configurations to pass the UL test requirement. Some of these designs include internal plastic sealing devices, or compression gland rings without a split, and external sealing device on the locknut threads to prevent water entering the box. Regardless of the design, all have to pass the same UL raintight test parameters.

Is A Ground Clamp UL Listed To Be Used To Bond Flexible Or Nonmetallic Gas Piping?



2011 NEC, Article 250.52(B) (1) states "(B) *Electrodes Not Permitted for Grounding* - (1) Metal underground gas piping system". Gas piping by itself cannot be used as Ground Electrode Conductors.

However, NEC Article 250.104, (B) *Other Metal Piping* - "The equipment grounding conductor for the circuit that is likely to energize the piping systems shall be permitted to serve as the bonding means." Gas piping may be bonded only if it's likely to be possibly energized by the equipment it is connected to. Most of the time, the piping will be bonded to the system automatically due to its metal fittings. However, in the case of nonmetallic or flexible gas piping, a bonding jumper may need to be provided to complete the bonding path around the nonmetallic or flexible sections.

There is an important difference worth noting. Grounding is not the same as Bonding. They are considered separate requirements by the NEC. Gas piping cannot be used for grounding, but it can be bonded if necessary.

Flexible gas pipe system manufacturers will specify the method and system of bonding. In most cases, the clamp is placed on the metal hex fitting rather than over the flexible metal or nonmetallic tube. As an example, the following is an excerpt from Gastite's® CSST Installation Guide:

"The piping is permanently and directly connected to the electrical service equipment enclosure, the grounded conductor at the electrical service, the grounding electrode conductor (where of sufficient size) or to one or more of the grounding electrodes used. A single bond shall be made at or near the service entrance of the structure or the gas meter of each individual housing unit within a multi-family structure. The bonding conductor shall be 6 AWG copper wire. Bonding jumpers shall be attached in an approved manner in accordance with NEC-2005 Article 250.70 and the point of attachment for the bonding jumper shall be accessible.

Bonding/grounding clamps listed to UL 467 comply with this requirement. This bond is in addition to any other bonding requirements as specified by local codes."

Bridgeport's ground clamps are not UL Listed individually to be used in a gas pipe bonding application - only to the basic standalone UL specification (UL 467).

What Connector Should I use for Health Care Facilities?



There are two armored Health Care Facility (HFC) cables recognized by Underwriters Laboratories: Type AC and Type MCI-A available in Steel or Aluminum interlocked armor.

Please reference our web site at www.bptfittings.com for specific product specifications. Keep in mind that while many of our Whipper-Snap and Locknut styles connectors are suitable for MCI-A cable some are not.

When a green identification is required or specified, Bridgeport's type 570-GI can be used to provide confirmation that the right cable has been terminated.

Bridgeport's connectors are UL Listed under UL file number E-20534. The listing is proof of the products performance as an effective ground-fault current path, and can be confirmed via the (UL) website www.UL.com.

BRIDGEPORT

IT HOLDS EVERYTHING. BETTER.



UCS-5075

UCS-75100

MIGHTY-HOLD® UNIVERSAL CLAMP STRAPS

Pack just one item to secure dozens of different jobs. It's a job site problem solver and a difference available from just one partner: Bridgeport



- ONE PIECE CLAMP BACK & STRAP
- 1/2" - 3/4" AND 3/4" - 1" DESIGNS
- MEETS APPLICABLE NEC REQUIREMENTS
- cULus LISTED

- ONE STRAP SECURES CABLE OR CONDUIT - EMT, RIGID, IMC, LIQUID TIGHT METALLIC AND NONMETALLIC, FMC, AC/MC AND SCHEDULE 40 AND SCHEDULE 80 PVC
- PATENT PENDING

 **BRIDGEPORT**
www.bptfittings.com




**THE BRIDGEPORT
FITTINGS DIFFERENCE**



SCAN TO WATCH OUR VIDEO

MIGHTY-RITE® FOR ANY JOB.



UL LISTED AND
PATENTED
SPLIT GROUNDING
BUSHING WITH
INTEGRAL SPLIT
INSULATOR

MIGHTY-RITE® SPLIT- GROUNDING BUSHINGS

The MIGHTY-RITE Split Grounding Bushing can be installed before or after you pull wire and make connections. It's another contractor innovation from Bridgeport.

Patented and Other
Patents Pending.



- CAN BE INSTALLED BEFORE WIRE PULL, OR AFTER – WITHOUT EXPENSIVE REWORK
- ADJUSTABLE GROUNDING LUG ACCEPTS WIRE EASIER
- PULLING LARGER CONDUCTOR WIRE IS EASIER WHEN YOU CAN INSTALL GROUNDING BUSHINGS AFTER THE PULL
- HINGED DESIGN ADJUSTS AND ALIGNS EASIER – EVEN IN TIGHT SPOTS
- cULus LISTED
- AVAILABLE IN ¾ TO 4-INCH TRADE SIZES
- 150°C RATED LINER

 **BRIDGEPORT**
www.bptfittings.com



**THE BRIDGEPORT
FITTINGS DIFFERENCE**



SCAN TO WATCH OUR VIDEO


CHANGE IS GOOD.



INSTALL A MIGHTY-MERGE® TRANSITION FITTING AND SEE THE DIFFERENCE



**MIGHTY-MERGE® 280SPMB SNAP-IN/
PUSH-ON TRANSITION COUPLING**



**MIGHTY-MERGE® 4256-DC TWO-TO-ONE
EMT COMBINATION COUPLING**




**MIGHTY-MERGE® LARGE TRADE SIZES
(UP TO 4") TRANSITION COUPLINGS**



**MIGHTY-MERGE® 290-RT RAIN TIGHT
EMT TO RIGID TRANSITION COUPLING**

Bridgeport products are distributed by:



Bridgeport Fittings, Inc.
705 Lordship Blvd.
Stratford, CT 06615-7313

Voice: 203.377.5944
Fax: 203.381.3488
E-mail: sales@bptfittings.com

www.bptfittings.com



Printed in the U.S.A.
© 2016 Bridgeport Fittings, Inc. All rights reserved.



1/16 5000 99700