

Automotive and hardware/home center
product catalog

BUSSMANN
SERIES

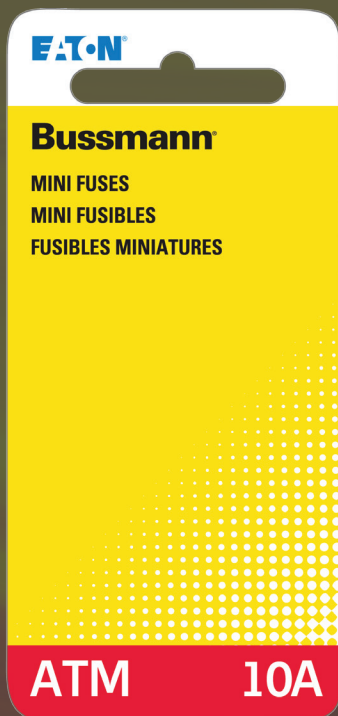
Circuit protection technology
for automotive, home, marine and RVs.



EATON

Powering Business Worldwide

New Bussmann series product packaging coming 2017



Greater product display per linear foot with new, **compact** card sizes.

Tri-lingual packaging meets today's **marketing** needs.

Enhanced **shopability** with large product and amp rating text.

Quick **identification** with product family color coding.

Bussmann **yellow** stays prominent.

Bold new look.



Package options

In addition to boxed product, Bussmann™ series products are also available in packaging that is designed for various retail environments and needs. These package options do not apply to every product. Check the Bussmann series price sheet for availability. Below are explanations of the various packaging you'll see listed in the product tables of this catalog. For more information, visit Eaton.com/BussmannConsumer.

Traditional packs - automotive

Tins

Examples: ATC-20, SFE-14

Blade fuses and glass tube fuses may be ordered in tins. A tin holds FIVE fuses with the exception of MAXI™ fuses which are packed ONE fuse per tin.



Polybags and boxes

Examples: CB123-20HB, FMX-20, HHM

Larger fuses like female MAXI, cartridge fuses and circuit breakers are packed ONE fuse per bag. High amp circuit breakers and fuse holders are packed in boxes.



Retail packs - automotive

Retail packs may be placed on a pegboard and come in blister packs and clamshells. They are generally ordered by adding the prefix "BP/" and suffix "-RP" or "-RPP" to the catalog number.

Single amp packs

Examples: BP/ATM-30-RP, BP/ATC-20ID

These packs contain ONE to FIVE fuses of the same amp rating. Smaller parts are placed in blister packs while larger parts are placed in clamshells.



Multiple amp assortment packs

Examples: AGC-EK, ATC-ID-SK, BP/ATM-A5-RP, NO. 44

These packs house multiple fuses of varying amp ratings. Some packs come with a fuse puller. See pages 24 and 25 for more details.



Additional packaging - automotive

Value packs

Examples: VP/ATC-30ID, VP/ATM-25-RP, VP/FMX-A5-RP

Ideal for small shops, mobile technicians, and avid car enthusiasts, these re-sealable clamshells and blister packs house 10 easyID™ fuses or 25 standard blade fuses.



Bulk packs

Examples: BK/AGC-30, BK/ATM-10LP, BK/MAX-20ID

Available on select products, bulk pack fuses are available in plastic bags or boxes. Ask your Bussmann series sales rep or distributor for product availability.



Reload packs

Examples: ATM-2RLD, ATC-40RLD

Available on select products, re-loads are bulk fuses packed in a clear polybag with product label and bar code. They are designed for re-loading product into installer assortments and tilt-bins like the NO.225.



Installer assortments

Examples: NO. 290, FUSE-CADDY2, CDY10TRY-ATC

Contain a variety of circuit protection products for service technicians and repair shops.



Retail packs - electrical

Single amp assortment packs

Examples: BP/GMA-2A, BP/FRN-R-30ID, BP/FRS-R-60

These packs contain ONE to FIVE fuses of the same amp rating. Glass fuses are placed in 1.77"W x 3.71"H cards.



Assortment packs

Examples: BP/ABC-A, NON-EK, TL-EK

These packs contain multiple fuses of varying amp ratings. Some packs come with a fuse puller. See page 48 for more details.



Automotive products and accessories		6
ATR, ATL, ATM, ATM-LP, ATC™ and MAXI™ blade fuses		
	ATR 2-leg micro blade fuses	7
	ATL 3-leg micro blade fuses	7
	ATM and low-profile ATM (ATM-(amp)LP) fuses	7
	ATC fuses	7
	MAXI fuses	7
easyID™ ATM, ATC, MAX and FMX illuminating fuses		8
High amp fuses, cartridge fuses		
Multi-pole fuses	MPF, MPF2	9
Female MAXI™	FMX, low-profile FMX (FMX-(amp)LP)	9
	FMM micro fuses	9
Cartridge fuses	FL Family: FLB, FLD, FLF, FLG, FLM, FLN, FLS	10
Current limiters/blocks	ANN, ANL, SFR	11
Battery terminal fuses	BTF	11
Battery fuses/mounting bar	CBBF, CBBF-MBC mounting bar	11
High amp fuses/blocks	AMG/HMEG, AMI/HMID	11
Fuse holders and taps		
ATR	HH2	12
ATM fuse	HHL, HHM, HHU, ATM-FHID	12
ATC fuse	HHC, HHD, HHF, HHG, HHR, HHS, ATC-FHID	12
MAXI fuse	HHX, MAX-FHID	12
ATR, ATM and ATC fuse taps and add-a-circuit	BP/ATM-TAP-RP, BP/ATC-TAP-RP, BP/HHTR-RP, BP/HHH-RP, BP/HHA-RP	13
Glass tube	HFA, HFB, HHB, HHK, HLR , HHN, HMJ, HMK, HRH, HRI, HRJ, HRK	13
Glass tube panel-mount	HKP HKP-HH, HTB-(amp)	13
Fuse panels, blocks, fusible link wire and limiters		
ATR, ATM and ATC blocks	BP/FB(poles)-ATR, BP/FB(poles)-ATM, BP/FB(poles)-ATC	14
ATM panels	RTMF	14
ATC panels	15600	14
FMX blocks	Fuse only: CBPFM	14
	Fuse and relay: CBPRM	14
Glass tube blocks	S-8202-(amp), S8301-(amp)	15
Fusible link wire	BP/FL-14, BP/FL-16, BP/FLW-14	15
Current limiters/blocks	ANN, ANL, SFR	15
Automotive circuit breakers		
ATM mini devices	CB22901-1.5, CB22902-68, CB22903-6	16
ATM footprint	CB211, CB212, CB222OS, CB233, CB223OS, MMB	16
ATC footprint	ACB, CB221, CB222, CB223, CB227, CBB, CCB, FCB, UCB	17
MAXI footprint	CB1911, CB1921	17
Glass tube footprint	CBF	17
Heavy-duty	Stud-terminal: CB123(amp), CBC(amp), CBP(amp)	18-19
Panel-mount	CB174	19
Splash proof covers	CB-CVR, BK/CB-CVR, BP/CB(amp)HB-CVR	19, 32
Quick-connect	CBT-(amp), CBU	19
High amp	CB181F, CB184F, CB185(amp), CB185P, CB285F	20
Junction blocks and terminal strips		
Junction blocks	JB3816-2, JB3816-3	21
Terminal blocks and strips	TB200-(amp)B, TB300-(amp)B, C5237-(amp)BC	21

Catalog numbers

Not all products are listed in this catalog. If additional amperages are needed, contact your Bussmann series product representative. Some catalog numbers shown in this catalog are non-stock items and require longer lead times. Always check the latest price sheet for product status and availability.

Bussmann series solutions comply with major industrial standards and agency requirements such as: BS, IEC, DIN, UL, NEMA, SAE, CSA, CE, C-UL, etc. and are manufactured at facilities that are ISO 9000 certified. This catalog is intended to present product data and provide technical information that will help the end user with design application. Bussmann reserves the right, without notice, to change design or construction of any products and to discontinue or limit distribution of any products. Eaton also reserves the right to change or update, without notice, any technical information contained in this catalog. Once a product has been selected, it should be tested by the user in all possible applications. Further, Eaton takes no responsibility for errors or omissions contained in this catalog, or for misapplication of any Bussmann series product. Extensive product information is available in the Bussmann series product data sheets available online at Eaton.com/BussmannConsumer.

Toggle, rocker and battery disconnect switches		
Switches	Toggle, illuminated toggle, "Duckbill" toggle, metal housing toggle and rocker	22
Battery switches	BMS-1, BMS-2, 15968-1	22
Automotive flashers, lighting control modules and LED flashers 23		
Retail packaging, assortments and displays 24		
Automotive retail	Glass tube fuses	25
	Blade fuses	25
	Multi-fuse family	25
Automotive installer	Cartridge and blade fuse bulk assortments	26-27
	Fuse caddy installer assortments	27
	Five- and ten-cavity tray installer assortments	28
	Installer tilt-bin assortments	29
Automotive Plan-O-Gram	4FTAUTO-KIT, 4FTAUTO-TAGS	29
Marine and RV products 30		
Circuit breakers	CB185, CB187-(amp), CB251, CB255	31
Assortments	NO.108BK, BP/AGC-AH10-RP, BP/MDL-1, MA-5, BP/AGC-SFE-A5-RP	31
Class T fuses	JJN 110 - 400 A	32
Battery separators	RB-BS-1314, RB-BS-1315	32
Battery isolators	RB-BI-70A, RB-BI-95A, RB-BI-120A, RB-BI-130A, RB-BI-240A	33
Battery isolator install kits	B-BIK-1882, RB-GM-Kit	33
Hardware and home products 34		
Glass and ceramic tube fuses 35		
Fuse overview and sizes		35
Fast-acting 1/4"	AGA, AGW, AGX, ABC, AGC, GBB, GBC, SFE	36-37
Fast-acting midget	AGU, AGU-(amp)GP	37
Time-delay 1/4"	MDA, MDL, MDQ	37
Fast-acting 5x20 mm	GDA, GDB, GMA	38
Time-delay 5x20 mm	GDC, GMC, GMD, GMF	38
Cartridge fuses 39		
Class K5 and H	NON, NOS	39
Class RK5	FRN-R-(amp), FRN-R-(amp)ID, FRS-R, FRS-R-(amp)ID	40-41
Canadian CSA Type D and P	CDN, PON	41
Fast-acting midget, Class CC	BAF, KTK, KTK-R	42
Time-delay midget, Class CC	FNM, FNO, FNO-R	43
Class G specialty fuses	SC	43
Plug fuses, adapters and circuit breakers 44		
UL [®] Edison base	Type T, TL	44
	Type BP/MB circuit breakers	44
UL rejection base	Type S, SL	45
	Type SA rejection base adapters	45
CSA [®] Edison base fuses	Type TC, P	45
	Type CP/MB circuit breakers	45
Box cover units	SOU, SRU, SSN, SSU, SSY, SSY-RL, STY	46
Surge protective device	RB-SPP-240PN Type 1 SPD	46
Accessories 47		
Fuse pullers	FP-A3, FP-2, FP-3, FP-4, FP-6	47
Fuse testers/pullers	FT-2, FT-3	47
NON and FRN-R fuse reducers	NO.263, NO.263-R, NO.216-R, NO.2621-R	47
Hardware packaging and assortments 48		
Hardware packaging	Fuse assortments and emergency kits	48
	Holiday light fuse assortments	48
Hardware Plan-O-Gram	3FTHDWR-KIT, 3FTHDWR-TAGS	49
Automotive and hardware circuit protection specifications 50-53		
Catalog number index 54		
Automotive fuse selection made easy chart		Inside back cover



Automotive products and accessories

The industry standard - used in most domestic and imported cars today. All Bussmann series blade fuses meet or exceed OEM and SAE standards.

ATR blade fuses

2-Leg micro fuses

These space-saving fuses are used on newer vehicles.



Color code	Amps	Trad'l pack*	Retail pack**	Bulk pack***
Tan	5	ATR-5	BP/ATR-5-RP	BP/ATR-5-RP
Brown	7-1/2	ATR-7-1/2	BP/ATR-7-1/2-RP	BP/ATR-7-1/2-RP
Red	10	ATR-10	BP/ATR-10-RP	BP/ATR-10-RP
Blue	15	ATR-15	BP/ATR-15-RP	BP/ATR-15-RP
Yellow	20	ATR-20	BP/ATR-20-RP	BP/ATR-20-RP
Clear	25	ATR-25	BP/ATR-25-RP	BP/ATR-25-RP
Green	30	ATR-30	BP/ATR-30-RP	BP/ATR-30-RP

* 5 Fuses per pack, 20 packs per shelf carton.
 ** 5 Fuses per pack, 5 packs per shelf carton.
 *** 50 Fuses per pack.

ATM blade fuses

See page 8 for easyID illuminating versions

ATM fuses feature an enclosed element for electrical isolation, corrosion resistance and longer service life.



Color code	Amps	Trad'l pack*	Reload**	Retail pack***	Value pack†	Bulk pack‡
Black	1	ATM-1	—	—	—	BK/ATM-1
Gray	2	ATM-2	ATM-2RLD	BP/ATM-2-RP	VP/ATM-2-RP	BK/ATM-2
Violet	3	ATM-3	ATM-3RLD	BP/ATM-3-RP	VP/ATM-3-RP	BK/ATM-3
Pink	4	ATM-4	—	BP/ATM-4-RP	VP/ATM-4-RP	BK/ATM-4
Tan	5	ATM-5	ATM-5RLD	BP/ATM-5-RP	VP/ATM-5-RP	BK/ATM-5
Brown	7-1/2	ATM-7-1/2	ATM-7-1/2-RLD	BP/ATM-7-1/2-RP	VP/ATM-7-1/2-RP	BK/ATM-7-1/2
Red	10	ATM-10	ATM-10RLD	BP/ATM-10-RP	VP/ATM-10-RP	BK/ATM-10
Blue	15	ATM-15	ATM-15RLD	BP/ATM-15-RP	VP/ATM-15-RP	BK/ATM-15
Yellow	20	ATM-20	ATM-20RLD	BP/ATM-20-RP	VP/ATM-20-RP	BK/ATM-20
Clear	25	ATM-25	ATM-25RLD	BP/ATM-25-RP	VP/ATM-25-RP	BK/ATM-25
Green	30	ATM-30	ATM-30RLD	BP/ATM-30-RP	VP/ATM-30-RP	BK/ATM-30

* 5 Fuses per pack, 20 packs per shelf carton.
 ** 10 Fuses per pack.
 *** 5 Fuses per pack, 5 packs per shelf carton.
 † 25 Fuses per pack, 5 packs per shelf carton.
 ‡ 500 Fuses per pack.

Low-profile ATM blade fuses

Low-profile ATM fuses have the same ratings and universal color-coding as ATM and ATC fuses.



Color code	Amps	Trad'l pack*	Retail pack**	Value pack***	Bulk pack†
Gray	2	ATM-2LP	—	—	—
Violet	3	ATM-3LP	—	—	—
Pink	4	ATM-4LP	—	—	—
Tan	5	ATM-5LP	BP/ATM-5LP-RP	—	BK/ATM-5LP
Brown	7-1/2	ATM-7-1/2LP	BP/ATM-7-1/2LP-RP	—	BK/ATM-7-1/2LP
Red	10	ATM-10LP	BP/ATM-10LP-RP	VP/ATM-10LP-RP	BK/ATM-10LP
Blue	15	ATM-15LP	BP/ATM-15LP-RP	VP/ATM-15LP-RP	BK/ATM-15LP
Yellow	20	ATM-20LP	BP/ATM-20LP-RP	VP/ATM-20LP-RP	BK/ATM-20LP
Clear	25	ATM-25LP	BP/ATM-25LP-RP	—	BK/ATM-25LP
Green	30	ATM-30LP	BP/ATM-30LP-RP	—	BK/ATM-30LP

* 5 Fuses per pack, 20 packs per shelf carton.
 ** 5 Fuses per pack, 5 packs per shelf carton.
 *** 25 Fuses per pack, 5 packs per shelf carton.
 † 500 Fuses per pack.

ATL blade fuses

3-Leg micro fuses

These space-saving fuses are used on newer vehicles. The ATL fuses combine protection for two circuits in one package.



Color code	Amps	Trad'l pack*	Bulk pack**
Tan	5	ATL-5	BK/ATL-5
Brown	7-1/2	ATL-7-1/2	BK/ATL-7-1/2
Red	10	ATL-10	BK/ATL-10
Blue	15	ATL-15	BK/ATL-15

* 5 Fuses per pack, 5 packs per shelf carton.
 ** 50 Fuses per pack.

ATC blade fuses

See page 8 for easyID illuminating versions

ATC blade fuses use the industry standard color-coding to indicate amp rating. Bussmann series ATC fuses are UL Recognized and feature an enclosed element for electrical isolation, corrosion resistance and longer service life. BK/ATC-5 through 30 A also available with open body. Refer to data sheet No. 2009 for available options.



Color code	Amps	Trad'l pack*	Reload**	Retail pack***	Value pack†	Bulk pack‡
Black	1	ATC-1	—	BP/ATC-1-RP	—	BK/ATC-1
Gray	2	ATC-2	—	BP/ATC-2-RP	—	BK/ATC-2
Violet	3	ATC-3	ATC-3RLD	BP/ATC-3-RP	VP/ATC-3-RP	BK/ATC-3
Pink	4	ATC-4	ATC-4RLD	BP/ATC-4-RP	VP/ATC-4-RP	BK/ATC-4
Tan	5	ATC-5	ATC-5RLD	BP/ATC-5-RP	VP/ATC-5-RP	BK/ATC-5
Brown	7-1/2	ATC-7-1/2	ATC-7-1/2RLD	BP/ATC-7-1/2-RP	VP/ATC-7-1/2-RP	BK/ATC-7-1/2
Red	10	ATC-10	ATC-10RLD	BP/ATC-10-RP	VP/ATC-10-RP	BK/ATC-10
Blue	15	ATC-15	ATC-15RLD	BP/ATC-15-RP	VP/ATC-15-RP	BK/ATC-15
Yellow	20	ATC-20	ATC-20RLD	BP/ATC-20-RP	VP/ATC-20-RP	BK/ATC-20
Clear	25	ATC-25	ATC-25RLD	BP/ATC-25-RP	VP/ATC-25-RP	BK/ATC-25
Green	30	ATC-30	ATC-30RLD	BP/ATC-30-RP	VP/ATC-30-RP	BK/ATC-30
Bl-Gn	35	ATC-35	—	—	—	BK/ATC-35
Orange	40	ATC-40	—	BP/ATC-40-RP	VP/ATC-40-RP	BK/ATC-40

* 5 Fuses per pack, 20 packs per shelf carton.
 ** 25 Fuses per pack.
 *** 5 Fuses per pack, 5 packs per shelf carton.
 † 25 Fuses per pack, 5 packs per shelf carton.
 ‡ 2000 Fuses per pack.

MAXI™ (MAX) blade fuses

See page 8 for easyID illuminating versions

MAXI fuses protect circuits in the wiring harness - usually found under the hood, in a fuse panel or supplementary panel near the battery. Ideal for aftermarket accessories (such as high-end stereos) that require protection up to 80 amps.



Color code	Amps	Trad'l. pack*	Retail pack**	Bulk pack***
Yellow	20	MAX-20	BP/MAX-20-RP	BK/MAX-20
Gray	25	MAX-25	—	BK/MAX-25
Green	30	MAX-30	BP/MAX-30-RP	BK/MAX-30
Brown	35	MAX-35	—	—
Orange	40	MAX-40	BP/MAX-40-RP	BK/MAX-40
Red	50	MAX-50	BP/MAX-50-RP	BK/MAX-50
Blue	60	MAX-60	BP/MAX-60-RP	BK/MAX-60
Tan	70	MAX-70	BP/MAX-70-RP	BK/MAX-70
Clear	80	MAX-80	BP/MAX-80-RP	BK/MAX-80

* 1 Fuse per pack, 20 packs per shelf carton.
 ** 1 Fuse per pack, 5 packs per shelf carton.
 *** 250 Fuses per pack.

Finding the open fuse is easy with the Bussmann series easyID blade fuses and holders

These drop-in replacements are available for applications that can benefit from open fuse indication. The easyID illuminating blade fuses and holders use LED technology that makes blown fuses easy to spot in fuse panels tucked up under dark dashboards.

In-line easyID fuse holders allow adding fused circuits with blown fuse indication using regular ATM, ATC and MAXI fuses.

Trilingual packaging in English, Spanish and French.

easyID ATM fuses

Following on the popularity and wide application of ATM fuses, the easyID illuminating ATM fuse is available in popular amp ratings with trilingual packaging that's designed for easy selling.



See page 12 for easyID fuse holders.

Color code	Amps	Retail pack*	Value pack**	Bulk pack***
Violet	3	BP/ATM-3ID	—	BK/ATM-3ID
Tan	5	BP/ATM-5ID	—	BK/ATM-5ID
Brown	7-1/2	BP/ATM-7-1/2ID	—	BK/ATM-7-1/2ID
Red	10	BP/ATM-10ID	VP/ATM-10ID	BK/ATM-10ID
Blue	15	BP/ATM-15ID	VP/ATM-15ID	BK/ATM-15ID
Yellow	20	BP/ATM-20ID	VP/ATM-20ID	BK/ATM-20ID
Clear	25	BP/ATM-25ID	VP/ATM-25ID	BK/ATM-25ID
Green	30	BP/ATM-30ID	VP/ATM-30ID	BK/ATM-30ID

* 2 Fuses per pack, 5 packs per shelf carton.
 ** 10 Fuses per pack, 5 packs per shelf carton.
 *** 50 Fuses per pack.

BP/ATM-AID fuse assortment

Contains one each of 10, 15, 20, 25 and 30 amp fuses.

ATM-FP-AID fuse emergency kit

Contains one each of 10, 15, 20, 25 and 30 amp fuses plus a fuse puller.

ATM-ID-SK fuse service kit

Contains six each of 5, 10, 15, 20, 25 and 30 amp fuses, making this service kit ideal for fleet maintenance departments.

easyID FMX female MAXI fuses

Following on the popularity and wider application of FMX fuses for late-model vehicles, the easyID FMX fuse, with LED blown fuse indication, is available in popular amp ratings with trilingual packaging that's designed for easy selling.

Color	Amps	Retail pack*
Blue	20	BP/FMX-20ID
Pink	30	BP/FMX-30ID
Green	40	BP/FMX-40ID
Red	50	BP/FMX-50ID
Yellow	60	BP/FMX-60ID



* 1 Fuse per pack, 5 packs per shelf carton.

easyID ATC fuses

With a large installed base, the ATC easyID illuminating fuse has great selling potential in popular amp ratings with trilingual packaging that's designed for easy selling.

See page 12 for easyID fuse holders.



Color code	Amps	Retail pack*	Value pack**	Bulk pack***
Violet	3	BP/ATC-3ID	—	BK/ATC-3ID
Tan	5	BP/ATC-5ID	—	BK/ATC-5ID
Brown	7-1/2	BP/ATC-7-1/2ID	—	BK/ATC-7-1/2ID
Red	10	BP/ATC-10ID	VP/ATC-10ID	BK/ATC-10ID
Blue	15	BP/ATC-15ID	VP/ATC-15ID	BK/ATC-15ID
Yellow	20	BP/ATC-20ID	VP/ATC-20ID	BK/ATC-20ID
Clear	25	BP/ATC-25ID	VP/ATC-25ID	BK/ATC-25ID
Green	30	BP/ATC-30ID	VP/ATC-30ID	BK/ATC-30ID
Blue-Green	35	BP/ATC-35ID	—	—
Orange	40	BP/ATC-40ID	—	BK/ATC-40ID

* 2 Fuses per pack, 5 packs per shelf carton.
 ** 10 Fuses per pack, 5 packs per shelf carton.
 *** 50 Fuses per pack.

BP/ATC-AID fuse assortment

Contains one each of 10, 15, 20, 25 and 30 amp fuses.

ATC-FP-AID fuse emergency kit

Contains one each of 10, 15, 20, 25 and 30 amp fuses plus a fuse puller.

ATC-ID-SK fuse service kit

Contains seven each of 5, 10, 15, 20, 25 and 30 amp fuses, making this kit ideal for fleet maintenance departments.

easyID MAXI™ (MAXI) fuses

With ratings up to 100 amps, the Bussmann series easyID MAXI illuminating fuse line is a sure seller with trilingual retail packaging that's designed for easy selling.

See page 12 for easyID fuse holders.



Color code	Amps	Retail pack*	Bulk pack**
Yellow	20	BP/MAX-20ID	—
Green	30	BP/MAX-30ID	BK/MAX-30ID
Orange	40	BP/MAX-40ID	BK/MAX-40ID
Red	50	BP/MAX-50ID	BK/MAX-50ID
Blue	60	BP/MAX-60ID	BK/MAX-60ID
Tan	70	BP/MAX-70ID	—
Clear	80	BP/MAX-80ID	BK/MAX-80ID
Violet	100	BP/MAX-100ID	—

* 1 Fuse per pack, 5 packs per shelf carton.
 ** 250 Fuses per pack.

Multi-pole fuses

Bussmann series multi-pole fuses (MPFs) provide sales-making opportunities formerly only dealerships and online parts websites enjoyed.

Multi-pole fuses are OEM fuses that combine multiple circuits in to a single design to reduce the weight, space and cost of traditional fusing solutions. These fuses have been used since 2002 in popular models of Nissan®, Infiniti®, Toyota®, and Lexus models.

These fuses are easy to replace by service technicians and DIYers alike using the same female maxi-type fuse puller.



MPF

32 Vdc multi-pole fuses

Color code	Amps	Trad'l pack*	Bulk pack**	OEM no.	Vehicle make
Pink	40, 30, 30	MPF-433X	BK/MPF-433X	24370-C9902	Nissan, Infiniti
Green	40, 40, 40	MPF-444X	BK/MPF-444X	24370-C9900	Nissan, Infiniti
Red	50, 30, 30	MPF-533X	BK/MPF-533X	24370-C9906	Nissan, Infiniti
Blue	50, 30, 40	MPF-534X	BK/MPF-633X	24370-C9907	Nissan, Infiniti
Yellow	60, 30, 30	MPF-633X	BK/MPF-534X	24370-C9904	Nissan

* 1 Fuse per pack, 10 packs per shelf carton.

** 50 Fuses per pack.

MPF2

58 Vdc multi-pole fuses



Color code	Amps	Trad'l pack*	Bulk pack**	OEM no.	Vehicle make
Yellow	30, 20, 40	MPF2-324X	BK/MPF2-324X	24370-C991C	Nissan
Pink	40, 30, 30	MPF2-433X	BK/MPF2-433X	24370-C991A	Nissan
				90982-08308	Toyota, Lexus
Green	40, 40, 40	MPF2-444X	BK/MPF2-444X	24370-C991B	Nissan, Infiniti
				90982-08299	Toyota, Lexus
Red	50, 30, 30	MPF2-533X	BK/MPF2-533X	24370-C992A	Nissan, Infiniti
				90982-08300	Toyota, Lexus
Blue	50, 30, 40	MPF2-534X	BK/MPF2-534X	24370-C992B	Nissan, Infiniti
				90982-08301	Toyota, Lexus
Black	50, 30, 50	MPF2-535X	BK/MPF2-535X	24370-C992C	Nissan, Infiniti
				90982-08302	Toyota, Lexus
Maroon	50, 50, 50	MPF2-555X	BK/MPF2-555X	90982-08303	Lexus

* 1 Fuse per pack, 10 packs per shelf carton.

** 50 Fuses per pack.

Female MAXI fuses

Developed to meet the demand for smaller components, the FMX and low-profile FMX female MAXI fuses offer high amp protection in compact packages. Both FMX and low-profile FMX fuses are available in amp ratings from 20 to 60 A.

See page 8 for easyID FMX female Maxi fuses

FMX

Female MAXI fuses



1.06"


Color code	Amps	Trad'l pack*	Retail pack**
Blue	20	FMX-20	BP/FMX-20-RP
White	25	FMX-25	BP/FMX-25-RP
Pink	30	FMX-30	BP/FMX-30-RP
Green	40	FMX-40	BP/FMX-40-RP
Red	50	FMX-50	BP/FMX-50-RP
Yellow	60	FMX-60	BP/FMX-60-RP

* 1 Fuse per pack, 10 packs per shelf carton.

** 1 Fuse per pack, 5 packs per shelf carton.

FMX-LP

Low-profile female MAXI fuses



0.625"

Color code	Amps	Trad'l pack*	Retail pack**
Blue	20	FMX-20LP	BP/FMX-20LP-RP
White	25	FMX-25LP	BP/FMX-25LP-RP
Pink	30	FMX-30LP	BP/FMX-30LP-RP
Green	40	FMX-40LP	BP/FMX-40LP-RP
Red	50	FMX-50LP	BP/FMX-50LP-RP
Yellow	60	FMX-60LP	BP/FMX-60LP-RP

* 1 Fuse per pack, 10 packs per shelf carton.

** 1 Fuse per pack, 5 packs per shelf carton.



0.59"

FMM

Micro fuses

The new FMM micro slow-blow fuse meets the latest demand for smaller, high current circuit protection products being found on new model vehicles.

Color code	Amps	Trad'l pack*	Retail pack**	Bulk pack***
Grey	15	FMM-15	BP/FMM-15-RP	BK/FMM-15
Blue	20	FMM-20	BP/FMM-20-RP	BK/FMM-20
White	25	FMM-25	BP/FMM-25-RP	BK/FMM-25
Pink	30	FMM-30	BP/FMM-30-RP	BK/FMM-30
Green	40	FMM-40	BP/FMM-40-RP	BK/FMM-40

* 1 Fuse per pack, 10 packs per shelf carton.

** 1 Fuse per pack, 5 packs per shelf carton.

*** 50 Fuses per pack.

FL family of cartridge fuses

Used primarily in Japanese-designed vehicles for wiring harness protection.

FLB

Bolt-mount fuses

Fits 13/16" bolt terminal fuse block.



Color code	Amps	Trad'l pack*	Retail pack**
Pink	30	FLB-30	BP/FLB-30-RP
Green	40	FLB-40	BP/FLB-40-RP
Red	50	FLB-50	BP/FLB-50-RP
Yellow	60	FLB-60	BP/FLB-60-RP
Brown	70	FLB-70	BP/FLB-70-RP
Black	80	FLB-80	BP/FLB-80-RP
Blue	100	FLB-100	BP/FLB-100-RP
Gray	120	FLB-120	BP/FLB-120-RP
Maroon	140	FLB-140	BP/FLB-140-RP

* 1 Fuse per pack, 10 packs per shelf carton.
** 1 Fuse per pack, 5 packs per shelf carton.

FLD

Bolt-mount fuses

Fits 9/16" bolt terminal fuse block.



Color code	Amps	Trad'l pack*	Retail pack**
Pink	30	FLD-30	BP/FLD-30-RP
Green	40	FLD-40	BP/FLD-40-RP
Red	50	FLD-50	BP/FLD-50-RP
Yellow	60	FLD-60	BP/FLD-60-RP
Brown	70	FLD-70	BP/FLD-70-RP
Black	80	FLD-80	BP/FLD-80-RP
Blue	100	FLD-100	BP/FLD-100-RP
Gray	120	FLD-120	BP/FLD-120-RP
Maroon	140	FLD-140	BP/FLD-140-RP

* 1 Fuse per pack, 10 packs per shelf carton.
** 1 Fuse per pack, 5 packs per shelf carton.

FLF

Female fuses



Color code	Amps	Trad'l pack*	Retail pack**
Lt-Blue	20	FLF-20	BP/FLF-20-RP
Pink	30	FLF-30	BP/FLF-30-RP
Green	40	FLF-40	BP/FLF-40-RP
Red	50	FLF-50	BP/FLF-50-RP
Yellow	60	FLF-60	BP/FLF-60-RP

* 1 Fuse per pack, 10 packs per shelf carton.
** 1 Fuse per pack, 5 packs per shelf carton.

FLG

Female fuses



Color code	Amps	Trad'l pack*	Retail pack**
Red	50	FLG-50	BP/FLG-50-RP
Yellow	60	FLG-60	BP/FLG-60-RP
Black	80	FLG-80	BP/FLG-80-RP

* 1 Fuse per pack, 10 packs per shelf carton.
** 1 Fuse per pack, 5 packs per shelf carton.

FLM

Male fuses



Color code	Amps	Trad'l pack*	Retail pack**
Pink	30	FLM-30	BP/FLM-30-RP
Green	40	FLM-40	BP/FLM-40-RP
Yellow	60	FLM-60	BP/FLM-60-RP
Black	80	FLM-80	BP/FLM-80-RP
Blue	100	FLM-100	BP/FLM-100-RP
Gray	120	FLM-120	BP/FLM-120-RP
Violet	140	FLM-140	—

* 1 Fuse per pack, 10 packs per shelf carton.
** 1 Fuse per pack, 5 packs per shelf carton.

FLN

Female fuses with tab



Color code	Amps	Trad'l pack*	Retail pack**
Brown	25	FLN-25	BP/FLN-25-RP
Green	30	FLN-30	BP/FLN-30-RP

* 1 Fuse per pack, 10 packs per shelf carton.
** 1 Fuse per pack, 5 packs per shelf carton.

FLS

Miniature female fuses



Color code	Amps	Trad'l pack*	Retail pack**
Pink	30	FLS-30	BP/FLS-30-RP
Green	40	FLS-40	BP/FLS-40-RP

* 1 Fuse per pack, 10 packs per shelf carton.
** 1 Fuse per pack, 5 packs per shelf carton.

Battery terminal fuses

Bussmann series battery terminal fuses (BTFs) provide sales-making opportunities formerly only dealerships and online parts websites enjoyed.

These fuses have been used since 2001 in popular models of Chrysler®, Ford®, Lexus, Lincoln, Mercury, Mitsubishi, Nissan®, Scion, Subaru, Suzuki, and Toyota® models.

Bussmann series BTFs are OEM fuses that contain one or more circuits in a single design to reduce the weight, space and cost of traditional fusing solutions to protect the cables coming off the battery and other electrical components.

These fuses are easy to replace by service technicians and DIYers alike using common hand tools.

See page 22 for battery switches, and pages 32 and 33 for isolators and separators

BTF

Battery terminal fuses



Amps	Trad'l pack*	OEM part no.	Vehicle make
80	BTF-1P-80	82211AG150	Subaru
		3673-950J00	Suzuki
100	BTF-1P-100	MN164187	Mitsubishi
		3673-952J00	Suzuki
120	BTF-1P-120	MN164188	Mitsubishi
		3673-966J00	Suzuki
140	BTF-1P-140	82620-33040	Lexus, Scion, Toyota
		24380-JA70A	Nissan
180, 120	BTF-2P-180120	68164797-AA	Chrysler
		BR3Z-14526-AA	Ford
200, 100	BTF-2P-200100	AE5Z-14526-BA	Ford, Lincoln, Mercury
250, 125	BTF-2P-250125	AL3Z-14526-AA	Ford
120, 60, 80	BTF-3P-1206080**	82620-52080A	Scion, Toyota
120, 80, 80	BTF-3P-1208080**	82620-52060A	Scion, Toyota

* 1 Fuse per pack, 5 packs per shelf carton.

** 1 Fuse per pack, 24 packs per master carton.

CBBF battery fuses

These fuses are suitable for main and auxiliary circuit protection (alternator outputs, starter motor inputs and accessories) in demanding environments or tight space constraints. Marine-rated under SAE J1171 for ignition protection. Use with CBBF-MBC mounting bar.



Amps	Trad'l pack*
30	CBBF-30
40	CBBF-40
50	CBBF-50
60	CBBF-60
70	CBBF-75
80	CBBF-80
90	CBBF-90
100	CBBF-100
125	CBBF-125
150	CBBF-150
175	CBBF-175
200	CBBF-200
250	CBBF-250
300	CBBF-300

* 1 Fuse per pack, 10 packs per shelf carton.

CBBF-MBC mounting bar

Mounting bar with 1/4-20 stud, nut and cover for the CBBF battery fuse.



Order catalog number CBBF-MBC*.

* 1 Bar per pack, 10 packs per shelf carton.

AMG

Stud-mount fuses

AMG fuses are for high current applications on select late model vehicles and available in ratings from 80 to 500 A. Use with the HMEG fuse block - see below.



Amps	Trad'l pack*	Retail pack**
80	AMG-80	—
100	AMG-100	—
125	AMG-125	—
150	AMG-150	—
175	AMG-175	BP/AMG-175-RP
200	AMG-200	—
225	AMG-225	—
250	AMG-250	—
300	AMG-300	—
400	AMG-400	—
450	AMG-450	—
500	AMG-500	—

* 1 Fuse per pack, 10 packs per shelf carton.
** 1 Fuse per pack, 5 packs per shelf carton.

HMEG

Fuse block

For use with up to 500 amp AMG fuses, the HMEG bolt-in fuse holder features an impact resistant base and elastomer cover for full access and ease of wiring using 8 AWG to 1/0 wire.

Order catalog number HMEG* or bulk catalog number FMG-211.**

* 1 fuse block per pack, 24 packs per master carton.

** 100 fuse blocks per pack.



AMI

Stud-mount fuses

Used in some late model vehicle systems for high power distribution. Use with HMID fuse holder - see below.



Amps	Trad'l pack*
30	AMI-30
40	AMI-40
50	AMI-50
60	AMI-60
70	AMI-70
80	AMI-80
100	AMI-100
125	AMI-125
150	AMI-150B
200	AMI-200

* 1 Fuse per pack, 10 packs per shelf carton.

HMID

Fuse block

Use with up to 80 amp AMI fuses. Multiple blocks can be dovetailed together to form an assembly.

Removable, splash resistant cover for full access and ease of wiring using 8 AWG to 1/0 wire.

Order catalog number HMID*.

* 1 Fuse block per pack, 10 packs per shelf carton.



We offer a complete line of Bussmann series fuse holders to install blade or glass tube fuses. Choose water resistant and/or splash-proof versions for extra protection in special applications. Five available connector types meet the needs of technicians and do-it-yourselfers:

- **Wire loop:** To install, simply cut the wire, strip ends and attach each end to the circuit. Requires using additional connectors. See catalog numbers HHK, HMJ, HMK, HRI, HRJ and HRK.
- **Open wire:** To install, simply strip lead ends and attach each end to the circuit. Requires using additional connectors. See catalog numbers ATC-FHID, ATM-FHID, MAX-FHID, HHC, HHD, HHF, HHG, HHL, HHM, HHN, HHR, HHU and HHX.
- **Crimp-on:** Strip the wire, insert into fuse holder and crimp tightly, and you're done. No additional hardware needed. See catalog numbers HFA, HFB and HHB.
- **Self-stripping:** To install, simply locate fuse holder at a convenient spot along the wire. Snap fuse holder closed around wire to automatically pierce insulation. See catalog number HHS.
- **Solder:** To install, simply solder the wire onto the holder's terminals. See catalog number HKP.
- **Quick-connect:** Attach fully insulated female terminal onto the 1/4" quick-connect terminals. See catalog numbers HKP-HH, HTB-26I, HTB-38I, HTB-68I and HTB-88I.


Select fuse holders by matching it to the wire size being fused. An undersized fuse holder will increase electrical resistance and reduce performance in the circuit.

NOTE: Never install a fuse with a larger amp rating than specified for the application, holder or wire size.

In-line ATR and ATM fuse holders

Trad'l pack*	Retail pack**	Max volts/amps	Leadwire	Description
ATR				
HH2	—	32 V/15 A	2x4"/#16	Holder with cover
ATM				
HHL	BP/HHL-RP	32 V/20 A	2x4"/#16	Holder with cover
HHM	BP/HHM-RP	32 V/30 A	2x4"/#12	Holder with cover
HHU	BP/HHU	32 V/30 A	2x4"/#12	Water-resistant holder
ATM-FHID	BP/ATM-FHID	32 V/20 A	2x4"/#16	Holder with protective cover and open fuse illuminating LED

* 1 Fuse holder per pack, 10 packs per shelf carton.
** 1 Fuse holder per pack, 5 packs per shelf carton.




Fuses sold separately.

In-line ATC fuse holders

Trad'l pack*	Retail pack**	Max volts/amps	Leadwire	Description
HHC	BP/HHC-RP	32 V/20 A	2x4"/#16	Yellow fuse holder
HHD	BP/HHD-RP	32 V/30 A	2x4"/#12	Black fuse holder
—	BP/HHD-30-RP	32 V/30 A	2x4"/#12	Holder with ATC-30 A fuse
HHF	BP/HHF-RP	32 V/20 A	2x4"/#16	Holder with protective cover
HHG	BP/HHG-RP	32 V/30 A	2x4"/#12	Heavy-duty holder with cover
HHR	BP/HHR	32 V/30 A	2x5"/#12	Heavy-duty water-resistant holder
—	BP/HHS-RP	32 V/20 A	#18 to 14	Self-stripping fuse holder
ATC-FHID	BP/ATC-FHID	32 V/20 A	2x6"/#16	Holder with protective cover and open fuse illuminating LED

* 1 Fuse holder per pack, 10 packs per shelf carton.
** 1 Fuse holder per pack, 5 packs per shelf carton.




Fuses sold separately.

In-line MAXI fuse holders

Catalog no.*	Retail pack**	Max volts /amps	Lead-wire	Description
HHX	—	32 V/60 A	2x5"/#6	Fuse holder with cover
MAX-FHID	—	32 V/60 A	2x5"/#6	Fuse holder with protective cap and open fuse illuminating LED

** 1 Fuse holder per pack, 10 packs per shelf carton.
** 1 Fuse holder per pack, 5 packs per shelf carton.




Fuses sold separately.

ATR, low-profile ATM, ATM and ATC add-a-circuits and fuse taps

Retail pack*	Description
BP/ATM-TAP-RP	Taps into existing ATM fuse for additional non-fused circuit, includes crimp-on connector - fuses not included
BP/ATC-TAP-RP	Taps into existing ATC fuse by fitting over the leg for additional non-fused circuit, includes crimp-on connector - fuses not included
BP/HHTR-RP	Adds a 10 A max ATR 2-leg micro fuse circuit by inserting into an existing ATR fuse block with 5 inch #16 leadwire and crimp connector - fuses not included
BP/HHLP-RP	Adds a 10 A max low-profile ATM fuse circuit by inserting into an existing ATM fuse block with 5 inch #16 leadwire and crimp connector - fuses not included
BP/HHH-RP	Adds a 10 A max ATM fuse circuit by inserting into an existing ATM fuse block with 5 inch #16 leadwire and crimp connector - fuses not included
BP/HHA-RP	Adds a 10 A max ATC fuse circuit by inserting into an existing ATC fuse block with 5 inch #16 leadwire and crimp connector - fuses not included

* 1 Part per pack, 5 packs per shelf carton.



Glass tube in-line holders for 1/4" diameter fuses

Trad'l pack*	Retail pack**	Fuse/size	Max volts/amps	Leads/terminals	Description/feature
HFA	—	1/4" x 1-1/4"	250 V/20 A	Crimp #12 to 16 wire	Water-resistant - black body
HFB-R	BP/HFB-RP	1/4" x 1-1/4"	32 V/30 A	Crimp #12 to 18 wire	Water-resistant - yellow body
HHB	BP/HHB-RP	1/4" x 7/8" to 1-1/4"	32 V/30 A	Crimp #12 to 16 wire	Universal - yellow body
HHK	BP/HHK-RP	1/4" x 5/8" to 1-1/4" and SFE-20	32 V/20 A	#14 leadwire/yellow	Universal nylon, twist lock, no fuse - black body
HHN	BP/HHN-RP	1/4" x 1-1/4"	32 V/30 A	#12 leadwire/yellow	Nylon heavy-duty with AGC-30 fuse - white body
HLR	—	For GMF fuse, see page 38	300 V/15 A	6" of #18 leadwire/red	Holder with installed lineside terminal wire for GMF fuses
HMJ	BP/HMJ-RP	For SFE-20 (included)	32 V/20 A	8" of #14 leadwire/black	With fuse and wire loop leads - black body
HMK	BP/HMK-RP	1/4" x 1-1/4" and SFE-20	32 V/30 A	#12 leadwire/black	No fuse, wire loop leads - black body
HRH	—	For SFE-9 (included)	32 V/9 A	19" of #14 leadwire	With fuse and wire loop leads - black body
HRI	—	For SFE-14 (included)	32 V/14 A	19" of #14 leadwire/black	With fuse and wire loop leads - gray body
HRJ	—	For SFE-20 (included)	32 V/20 A	19" of #14 leadwire/black	With fuse and wire loop leads - black body
HRK	BP/HRK-RP	1/4" dia. x 7/8" to 1-1/4"	32 V/20 A	#14 leadwire/black	Universal with wire loop leads and springs for different fuse lengths - black body

* 1 Fuse holder per pack, 10 packs per shelf carton.

** 1 Fuse holder per pack, 5 packs per shelf carton.



Panel-mount holders for 1/4" x 1-1/4" fuses

Trad'l pack*	Retail pack**	Description/mounting	Max. panel thickness	Knob type	Terminals	Max volts/amps
HKP	—	High-profile cover knob, rear hexnut	0.3"	Knob	Solder terminals	250 V/30 A
HKP-HH	BP/HKP-HH-RP	High-profile cover knob, rear hexnut	0.3"	Knob	1/4" quick-connect terminals	250 V/15 A
HTB-26I	—	Low-profile cover knob, rear hexnut	0.3"	Knob	In-line 1/4" quick-connect terminals	250 V/20 A
HTB-38I	—	Low-profile cover knob, rear hexnut	0.3"	Screwdriver/Slotted	Right angle 1/4" quick-connect terminals	250 V/20 A
HTB-68I	—	Low-profile cover knob, front hexnut	0.3"	Knob	Right angle 1/4" quick-connect terminals	250 V/20 A
HTB-88I	—	Low-profile cover knob, through-hole snap	0.125"	Knob	Right angle 1/4" quick-connect terminals	250 V/20 A

* 1 Fuse holder per pack, 10 packs per shelf carton.

** 1 Fuse holder per pack, 5 packs per shelf carton.



Splash-proof ATR, ATM and ATC fuse blocks

The Bussmann series FB fuse blocks are available in 4-, 6-, 8- and 10-pole versions for ATR micro, ATM and ATC fuses.

The clear plastic cover allows viewing installed fuse amp ratings and blown fuses when used with *easyID™* ATM and ATC fuses. The cover's O-ring provides a splash-proof IPX4 rating and ensures a positive fit to reduce infiltration of dirt and other contaminants. The plastic back plate provides additional isolation from ground sources when mounted on any chassis surface. All blocks are rated 32 V and 20 amps per pole, with maximum total amps per block not to exceed the value shown in the catalog number table.



Mounting requires two customer-supplied #10 screws. Electrical connection is easily made with readily available, customer supplied 1/4" quick-connect terminals and 12 to 16 AWG* wire.

*Wire size dependent on length of run.

Fuse type	Poles	Retail pack*	Max. total amps per block
ATR micro	4	BP/FB4-ATR	30
	6	BP/FB6-ATR	45
	8	BP/FB8-ATR	60
	10	BP/FB10-ATR	90
ATM mini	4	BP/FB4-ATM	30
	6	BP/FB6-ATM	45
	8	BP/FB8-ATM	60
ATC	4	BP/FB4-ATC	30
	6	BP/FB6-ATC	45
	8	BP/FB8-ATC	60
	10	BP/FB10-ATC	90

* 1 Per pack, 5 packs per shelf carton.

RTMF ATM fuse panel

The Rear Terminal 20 Position (RTMF) fuse panel for ATM fuses provides efficient power distribution in a rugged compact package. The RTMF offers a weather-tight enclosure (IP66/67) for ATM fuses and circuit breakers when cover, cable seals, and cavity plugs are installed.*

* Electrical terminals, cable seals and cavity plugs are either Delphi Packard Metri-Pack® 280 Series terminals (sealed/tangless) or AMP® terminals. They accept #12-22 AWG wire sizes. Delphi Packard 280 Series cavity plugs are installed where wires are not used. Seals and cavity plugs not sold by Eaton.

Shown with deep cover. Fuses and circuit breakers sold separately.



Catalog no.*	Description
RTMF	20 position fuse block
RTMF-SC	20 position fuse block with shallow cover
RTMF-DC	20 position fuse block with deep cover

* 1 Per box, 10 boxes per shelf carton.

15600 fuse panels

A single, common power input makes it simple to wire multiple fused circuits - each rated to 20 amps (95 amps max per panel), up to 32 volts. Molded of high grade thermoplastic, for superior performance, the 15600 fuse panel features 1/4" quick-connect terminals for easy installation. Recessed fuse contacts provide finger-safe protection.



Short base shown. Fuses and circuit breakers sold separately.

Available in short base (without ground pad terminal strip) and long base (includes ground pad terminal strip that provides 1/4" quick connect terminals for separate ground lead connection).

Note: The 15600 ATC fuse panels are not intended for installation under the hood or in an environment that would expose them to water or extreme temperatures.

Fuse positions	Short base catalog no.*	Short base retail pack**	Long base catalog no.
4	15600-04-20	—	15600-04-21
6	15600-06-20	BP/15600-06-20	15600-06-21
8	15600-08-20	—	15600-08-21
10	15600-10-20	—	15600-10-21
12	15600-12-20	—	15600-12-21
14	15600-14-20	—	15600-14-21
16	15600-16-20	—	15600-16-21
18	15600-18-20	—	15600-18-21
20	15600-20-20	—	15600-20-21

* 1 Per pack.

** 1 Per pack, 5 boxes per shelf carton.

Power distribution relay module and fuse block

The sealed power FMX fuse module (CBPFM) and power relay module (CBPRM) are compact power distribution modules for high current applications having extreme moisture and high vibration.

The CBPFM power fuse module has two FMX fuse positions for separate circuits.

The 24 volt CBPRM power relay module contains a 35 amp relay and two FMX fuse positions (one protects the relay and the other a single-circuit in-line fuse).

Both the CBPRM and CBPFM feature rugged M8 power input studs, and an IP66 removable, weather-tight cover to protect the fuse positions.

Electrical terminations not supplied by Eaton, FMX fuses sold separately.



CBPFM
Power fuse module



CBPRM
Power relay module

Catalog no.*	Description
CBPFM	Power fuse module
CBPRM	Power relay module

* 1 Per box.

Bussmann series S-8202 300 volt, 20 amp glass tube fuse blocks

S-8202 blocks with 1/4" quick-connect 40° bend terminals are available in 1 up to 12 poles. Break-away design permits snapping off or combining poles to get the exact number required for the application. UL Recognized, 20 amps maximum.

Fuse block poles	Trad'l pack*	Retail pack**
1	S-8202-1	—
2	S-8202-2	BP/S-8202-2-RP
3	S-8202-3	—
4	S-8202-4	BP/S-8202-4-RP
5	S-8202-5	—
10	S-8202-10	—
12	S-8202-12	—

* 1 Per pack, 10 packs per shelf carton.
** 1 Per pack, 5 packs per shelf carton.



Bussmann series S-8301 300 volt, 30 amp glass tube fuse blocks

S-8301 blocks with screw connect terminals are available in 1 up to 12 poles. Break-away design permits snapping off or combining poles to get the exact number required for the application. UL Recognized, 30 amps maximum.

Fuse block poles	Trad'l pack*
1	S-8301-1
2	S-8301-2
3	S-8301-3
4	S-8301-4
5	S-8301-5
6	S-8301-6
8	S-8301-8
12	S-8301-12

* 1 Per pack, 10 packs per shelf carton.



Fusible link wire

The BP/FL-14 and BP/FL-16 fusible link wire kits include 14 Vdc wire with printed wire gauge label. BP/FLW-14 is a six-foot coil of bulk fusible link wire.



Retail pack*	Description
BP/FL-14	9 inches of 14 gauge fusible link wire with 3/8" and 5/16" terminals and crimp connector
BP/FL-16	9 inches of 16 gauge fusible link wire with 1/4" and 5/16" terminals and crimp connector
BP/FLW-14	6 foot coil of 14 gauge fusible link wire

* 1 Fusible link per pack, 5 packs per shelf carton.

ANN and ANL current limiters


Used to protect charging systems in battery-operated vehicles like forklifts and golf carts, the ANN and ANL limiters offer high amp ratings in a compact 7/8" x 3-3/16" size.

Durable glass-laminated melamine body and riveted construction provides a rugged package and clear window provides visual indication.

Both the ANN and ANL limiters use the SFR fuse block.

ANN

Very fast-acting limiters



Trad'l/pack catalog no.

ANN-10	ANN-125	ANN-325
ANN-35	ANN-150	ANN-350
ANN-40	ANN-175	ANN-400
ANN-50	ANN-200	ANN-500
ANN-60	ANN-225	ANN-600
ANN-80	ANN-250	ANN-700
ANN-90	ANN-275	ANN-800
ANN-100	ANN-300	—

* 1 Limiter per pack, 5 packs per shelf carton.

ANL

Non time-delay limiters



Trad'l/pack catalog no.

ANL-35	ANL-150	ANL-350
ANL-40	ANL-175	ANL-400
ANL-50	ANL-200	ANL-500
ANL-60	ANL-225	ANL-600
ANL-80	ANL-250	ANL-675
ANL-100	ANL-275	ANL-750
ANL-125	ANL-300	—
ANL-130	ANL-325	—

* 1 Limiter per pack, 5 packs per shelf carton.

SFR

Block for ANL and ANN limiters

Open stud fuse block handles up to 800 amps. Available only without cover.

Order catalog number **SFR**.*

* 1 Block per pack, 100 packs per master carton.



We offer a large selection of Bussmann series automotive circuit breakers including both OEM-style and fuse-replacement devices.

High amp circuit breakers

High amp circuit breakers are available for automotive and marine applications in Type I and Type III reset modes. Typically used in auxiliary and accessory circuits for trucks, busses, RVs and boats, they are available in weatherproof/waterproof panel and flush mount versions. They can also be used in battery charging systems that use battery isolators to manage and protect batteries in multi-battery installations.

Type I - automatic reset

Type I circuit breakers automatically reset after opening. If the fault or overcurrent condition still exists, the breaker will continue to cycle between ON and OFF positions until the overcurrent problem is corrected. These devices are sometimes called "cycling breakers." Type I/Automatic Reset circuit breakers do not address, or correct, overcurrent or fault conditions. They only react by cycling OFF and ON. Any overcurrent or fault condition that causes a Type I circuit breaker to operate should be corrected as soon as possible. Continued vehicle operation with an overcurrent or fault condition (causing the Type I circuit breaker to cycle) is NOT recommended.

Type II - modified reset

Type II circuit breakers will remain "tripped" by an internal resistor (in the OFF position) as long as the circuit is powered. Type II breakers can be reset by turning the circuit OFF, or by turning the ignition switch to the OFF position. These devices are sometimes called "non-cycling breakers."


Type III - manual reset

Type III circuit breakers will remain tripped (in the OFF position) until an indicator button or lever is manually reset. Some Type III breakers are available with a switch feature that allows the use of an external button to de-energize the circuit.

Mini devices

Transorb, resistor and diode electrical protection devices easily install in common ATM fuse holders and blocks. These circuit protection devices provide voltage and current limiting functionality and are designed for the on- and off-highway requirements of trucks, RVs, construction, agriculture, ATV and material handling equipment.

- **Transorb** - Protects against voltage spikes.
Clamp rating: 27 Vdc
Power rating: 1500 W
- **Resistor** - Drops circuit voltage.
Power rating: 5 W
Resistance: 68 Ω
- **Diode** - Prevents reverse current flow.
Amp rating: 6 A



Trad'l pack*	Description
CB22901-1.5	Transorb voltage spike protector
CB22902-68	Resistor voltage drop device
CB22903-6	Diode reverse current protector
CB22903-6V	Diode reverse current protector with wing key

* 1 Circuit breaker per pack, 10 packs per shelf carton.

ATM footprint circuit breakers

Type I, Type II and Type III circuit breakers match the ATM fuse footprint. Ultra-thin, to fit in tight spaces, they're the smallest automotive circuit breakers on the market and comply with SAE standard J553.

CB211 Type I ATM circuit breaker



Amps	Trad'l pack*	Retail pack**
7-1/2	CB211-7-1/2	—
10	CB211-10	BP/CB211-10-RP
15	CB211-15	BP/CB211-15-RP
20	CB211-20	BP/CB211-20-RP
25	CB211-25	BP/CB211-25-RP
30	CB211-30	BP/CB211-30-RP

* 1 Circuit breaker per pack, 10 packs per shelf carton.

** 1 Circuit breaker per pack, 5 packs per shelf carton.

CB212 Type II ATM circuit breaker



Amps	Trad'l pack*
10	CB212-10
15	CB212-15
20	CB212-20
25	CB212-25
30	CB212-30

* 1 Circuit breaker per pack, 10 packs per shelf carton.

CB233 Type III ATM circuit breaker



Color code	Amps	Trad'l pack*
Tan	5	CB233-05
Brown	7-1/2	CB233-7-1/2
Red	10	CB233-10
Blue	15	CB233-15
Yellow	20	CB233-20
White	25	CB233-25
Green	30	CB233-30

* 1 Circuit breaker per pack, 10 packs per shelf carton.

CB2220S Type II ATM circuit breaker with offset terminals



Amps	Trad'l pack*
05	CB2220S-05
10	CB2220S-10
15	CB2220S-15
20	CB2220S-20
25	CB2220S-25
30	CB2220S-30

* 1 Circuit breaker per pack, 10 packs per shelf carton.


CB2230S Type III ATM circuit breaker with offset terminals



Amps	Trad'l pack*
05	CB2230S-05
7-1/2	CB2230S-7-1/2
10	CB2230S-10
15	CB2230S-15
20	CB2230S-20
25	CB2230S-25
30	CB2230S-30

* 1 Circuit breaker per pack, 10 packs per shelf carton.

MMB Type I, wide ATM footprint circuit breaker for GM vehicles



Amps	Trad'l pack*	OEM part no.
15	MMB-15	12135171
20	MMB-20	12135072

* 1 Circuit breaker per pack, 10 packs per shelf carton.

ATC footprint circuit breakers

Type I, Type II and Type III circuit breakers match the ATC fuse footprint. They are the thinnest available in the aftermarket and comply with SAE standard J553.

CB227 complies with SAE J553 and SAE J1171 for ignition protection. We also offer the Bussmann series ACB-20, CCB-25, and FCB-20 breakers as replacements for specific OEM applications.

ACB-20

Type I ATC circuit breaker for GM vehicles



Amps	Trad'l pack*	OEM no.
20	ACB-20	12040816

* 1 Circuit breaker per pack, 10 packs per shelf carton.

CB221

Type I ATC circuit breakers



Amps	Trad'l pack*
7-1/2	CB221-7-1/2
10	CB221-10
15	CB221-15
20	CB221-20
25	CB221-25
30	CB221-30

* 1 Circuit breaker per pack, 10 packs per shelf carton.

CB222

Type II ATC circuit breakers



Amps	Trad'l pack*
10	CB222-10
15	CB222-15
20	CB222-20
25	CB222-25
30	CB222-30

* 1 Circuit breaker per pack, 10 packs per shelf carton.

CB223

Type III ATC circuit breakers



Amps	Trad'l pack*
7-1/2	CB223-7-1/2
10	CB223-10
15	CB223-15
20	CB223-20
25	CB223-25
30	CB223-30

* 1 Circuit breaker per pack, 10 packs per shelf carton.

CB227

Type III ATC low-profile circuit breakers




Color code	Amps	Trad'l pack*
Tan	5	CB227-05
Moss Green	6	CB227-06
Brown	7-1/2	CB227-7-1/2
Red	10	CB227-10
Blue	15	CB227-15
Yellow	20	CB227-20
White	25	CB227-25
Green	30	CB227-30

* 1 Circuit breaker per pack, 10 packs per shelf carton.

CBB-30

Type II ATC circuit breaker



Amps	Trad'l pack*	Retail pack**
30	CBB-30	BP/CBB-30-RP

* 1 Circuit breaker per pack, 10 packs per shelf carton.

CCB-25

Type I ATC circuit breaker for Chrysler vehicles



Amps	Trad'l pack*	OEM no.
CCB-25	CCB-25	4527053

* 1 Circuit breaker per pack, 10 packs per shelf carton.

FCB-20

Type II ATC circuit breaker for Ford vehicles



Amps	Trad'l pack*	Retail pack	OEM no.
20	FCB-20	BP/FCB-20	D9AB-14526-BA

* 1 Fuse per pack, 10 packs per shelf carton.
** 1 Fuse per pack, 5 packs per shelf carton.

UCB

Type I ATC circuit breakers

UCB breakers feature "snap-off" universal blades to fit tight fuse block spacing or recessed fuse terminals.



Color code	Amps	Trad'l pack*	Retail pack**	Bulk pack***
Plain	6	UCB-6	—	—
Brown	8	UCB-8	—	—
Red	10	UCB-10	BP/UCB-10-RP	BK/UCB-10
Blue	15	UCB-15	BP/UCB-15-RP	BK/UCB-15
Yellow	20	UCB-20	BP/UCB-20-RP	BK/UCB-20
Plain	25	UCB-25	BP/UCB-25-RP	—
Green	30	UCB-30	BP/UCB-30-RP	BK/UCB-30

* 1 Circuit breaker per pack, 10 packs per shelf carton.
** 1 Circuit breaker per pack, 5 packs per shelf carton.
*** 100 Circuit breakers per pack.

MAXI footprint circuit breakers

Bussmann series MAXI circuit breakers are the first breakers on the market to match the MAXI fuse footprint and body dimensions.

CB1911

Type I MAXI circuit breakers



Amps	Traditional pack*
10	CB1911-10
15	CB1911-15
20	CB1911-20
25	CB1911-25
30	CB1911-30
35	CB1911-35
40	CB1911-40
50	CB1911-50

* 1 Circuit breaker per pack, 10 packs per shelf carton.

CB1921

Type II MAXI circuit breakers



Amps	Traditional pack*
10	CB1921-10
15	CB1921-15
20	CB1921-20
25	CB1921-25
30	CB1921-30

* 1 Circuit breaker per pack, 10 packs per shelf carton.

Glass tube footprint breakers

CBF

Type II circuit breakers for glass tube fuse blocks

CBF circuit breakers can be used to replace glass fuses in blocks for 1/4" x 1-1/4" fuses.



Amps	Trad'l pack*	Retail pack**
10	CBF-10	—
15	CBF-15	—
20	CBF-20	BP/CBF-20-RP
25	CBF-25	—
30	CBF-30	BP/CBF-30-RP
35	CBF-35	—
40	CBF-40	—

* 1 Circuit breaker per pack, 10 packs per shelf carton.

** 1 Circuit breaker per pack, 5 packs per shelf carton.

Heavy-duty circuit breakers

Ideal for many heavy-duty and truck applications, Bussmann series stud-terminal and quick-connect circuit breakers are available with and without a mounting bracket and comply with SAE standard J553.

CB123-B

Type III 10-32 stud-terminal circuit breakers with crosswise bracket



Amps	Traditional pack*
10	CB123-10B
15	CB123-15B
20	CB123-20B
30	CB123-30B
40	CB123-40B
50	CB123-50B

* 1 Circuit breaker per pack, 10 packs per shelf carton.

CB123-HB

Type III 10-32 stud-terminal circuit breakers with lengthwise bracket



Amps	Traditional pack*
10	CB123-10HB
15	CB123-15HB
20	CB123-20HB
30	CB123-30HB
40	CB123-40HB
50	CB123-50HB

* 1 Circuit breaker per pack, 10 packs per shelf carton.

CBC

Type I 10-32 stud-terminal circuit breakers



Amps	Traditional pack*
8	CBC-8
10	CBC-10
15	CBC-15
20	CBC-20
25	CBC-25
30	CBC-30
35	CBC-35
40	CBC-40
50	CBC-50

* 1 Circuit breaker per pack, 10 packs per shelf carton.

CBC-B

Type I 10-32 stud-terminal circuit breakers with crosswise bracket



Amps	Trad'l pack*	Retail pack**
8	CBC-8B	—
10	CBC-10B	—
15	CBC-15B	—
20	CBC-20B	BP/CBC-20B-RP
25	CBC-25B	—
30	CBC-30B	BP/CBC-30B-RP
35	CBC-35B	—
40	CBC-40B	BP/CBC-40B-RP
50	CBC-50B	BP/CBC-50B-RP

* 1 Circuit breaker per pack, 10 packs per shelf carton.

** 1 Circuit breaker per pack, 5 packs per shelf carton.

CBC-BWP

Type I 10-32 stud-terminal weatherproof circuit breakers with crosswise bracket



Amps	Traditional pack*
20	CBC-20BWP
30	CBC-30BWP

* 1 Circuit breaker per pack, 10 packs per shelf carton.

CBC-HB

Type I 10-32 stud-terminal circuit breakers with lengthwise bracket



Amps	Traditional pack*	Retail pack**
10	CBC-10HB	—
15	CBC-15HB	—
20	CBC-20HB	BP/CBC-20HB-RP
25	CBC-25HB	—
30	CBC-30HB	BP/CBC-30HB-RP
40	CBC-40HB	BP/CBC-40HB-RP
50	CBC-50HB	BP/CBC-50HB-RP

* 1 Circuit breaker per pack, 10 packs per shelf carton.

** 1 Circuit breaker per pack, 5 packs per shelf carton.

CBP-BA

Type I 10-32 stud-terminal circuit breakers with crosswise bracket



Amps	Traditional pack*	Retail pack**
20	CBP-20BA	—
25	CBP-25BA	—
30	CBP-30BA	BP/CBP-30BA-RP
40	CBP-40BA	—
50	CBP-50BA	BP/CBP-50BA-RP

* 1 Circuit breaker per pack, 10 packs per shelf carton.

** 1 Circuit breaker per pack, 5 packs per shelf carton.

Splash proof covers

Catalog no.	Description	Pack qty.	Shelf qty.	Master qty.
CB-CVR	Cover for stud terminal circuit breaker	1	10	300
BK/CB-CVR	Cover for stud terminal circuit breaker-BULK	—	100	2000
BP/CB20HB-CVR*	CB123-20HB with cover-retail pack	1	5	120
BP/CB40HB-CVR*	CB123-40HB with cover-retail pack	1	5	120

* Packed with CB123-20HB and CB123-40HB.



Quick-connect circuit breakers

For use in trucks, RVs, boats, buses, etc. featuring 1/4" quick-connect terminals for easy installation.

CB174

Type III panel-mount circuit breakers with 1/4" quick-connect terminals



Amps	Traditional pack*
10	CB174-10
15	CB174-15
20	CB174-20
30	CB174-30

* 1 Circuit breaker per pack, 10 packs per shelf carton.

CBT-M

Type II circuit breakers for Mack® trucks with 1/4" blades on 1" centers



Amps	Traditional pack*
15	CBT-15M
20	CBT-20M
25	CBT-25M
30	CBT-30M

* 1 Circuit breaker per pack, 10 packs per shelf carton.

CBT-N

Type II circuit breakers for Navistar® trucks with 1/4" blades on 1.08" centers



Amps	Traditional pack*
20	CBT-20N
25	CBT-25N
30	CBT-30N

* 1 Circuit breaker per pack, 10 packs per shelf carton.

CBU

Type I circuit breaker with 1/4" quick-connect terminals on 0.99" centers with crosswise bracket



Amps	Traditional pack*
30	CBU-30B

* 1 Circuit breaker per pack, 10 packs per shelf carton.

High amp circuit breakers

High amp circuit breakers are typically used in auxiliary and accessory circuits for trucks, buses, RVs and marine applications.

CB181F

Type I waterproof, flush-mount circuit breakers with SEMS nuts installed, 30 Vdc



Amps	Catalog no.*
60	CB181F-60
70	CB181F-70
80	CB181F-80
90	CB181F-90
100	CB181F-100
110	CB181F-110
120	CB181F-120
135	CB181F-135
150	CB181F-150

* 1 Circuit breaker per box, 20 boxes per master carton.

CB184F

Type III waterproof, flush-mount, manual reset circuit breakers with SEMS nuts installed, 48 Vdc



Amps	Catalog no.*
25	CB184F-25
30	CB184F-30
35	CB184F-35
40	CB184F-40
50	CB184F-50
60	CB184F-60
70	CB184F-70
80	CB184F-80
90	CB184F-90
100	CB184F-100
110	CB184F-110
120	CB184F-120
135	CB184F-135
150	CB184F-150

* 1 Circuit breaker per box, 20 boxes per master carton.

CB185

Type III switchable, waterproof, flush-mount manual reset circuit breakers with 1/4-28 threaded stud terminals with SEMS nuts installed, and black reset lever, 48 Vdc



Amps	Catalog no.*	Retail pack**
25	CB185-25	—
30	CB185-30	—
35	CB185-35	—
40	CB185-40	—
50	CB185-50	BP/CB185-50
60	CB185-60	—
70	CB185-70	BP/CB185-70
80	CB185-80	BP/CB185-80
90	CB185-90	—
100	CB185-100	BP/CB185-100
110	CB185-110	—
120	CB185-120	BP/CB185-120
135	CB185-135	BP/CB185-135
150	CB185-150	BP/CB185-150

* 1 Circuit breaker per box, 20 boxes per master carton.

** 1 Circuit breaker per pack, 4 packs per shelf carton.

All high amp circuit breakers comply with the SAE J1171 standard for ignition protection and have applications in battery charging systems that use battery isolators to manage and protect batteries in multi-battery installations. Offered in flush-mount or panel-mount.

CB185P

Type III switchable, panel-mount, manual reset circuit breakers with SEMS nuts installed, 48 Vdc



Amps	Catalog no.*
25	CB185P-25
30	CB185P-30
35	CB185P-35
40	CB185P-40
50	CB185P-50
60	CB185P-60
70	CB185P-70
80	CB185P-80
90	CB185P-90
100	CB185P-100
110	CB185P-110
120	CB185P-120
135	CB185P-135
150	CB185P-150

* 1 Circuit breaker per box, 20 boxes per master carton.

CB285F

Type III switchable, waterproof, flush-mount manual reset circuit breakers with M6 threaded stud terminals with stainless steel nuts and washers installed, and yellow reset lever, 42 Vdc

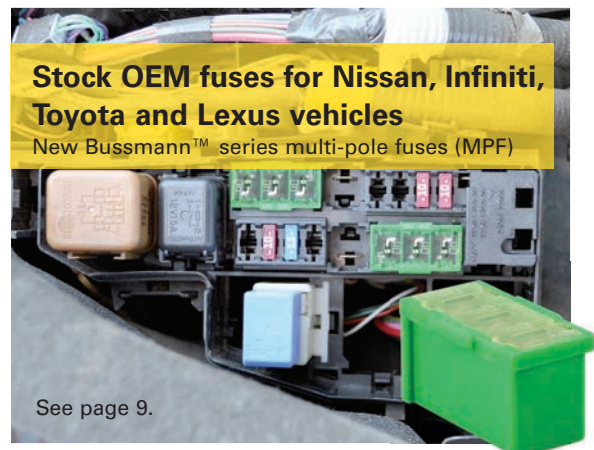


Amps	Catalog no.*
30	CB285F-30
40	CB285F-40
50	CB285F-50
60	CB285F-60
70	CB285F-70
80	CB285F-80
90	CB285F-90
100	CB285F-100
120	CB285F-120
150	CB285F-150

* 1 Circuit breaker per box, 20 boxes per master carton.

Stock OEM fuses for Nissan, Infiniti, Toyota and Lexus vehicles

New Bussmann™ series multi-pole fuses (MPF)



See page 9.

See page 31 for marine-rated circuit breakers.

Junction blocks

JB3816-2 Non-feed through stud-type junction block 3/8-16 thread/stud size, 250 amps max.

NOTE: Voltage rating dependent upon installation.



BP/JB3816-2

Poles	Trad'l pack*	Retail pack**	Description/color	Stud thread
1	JB3816-2	BP/JB3816-2	Stud junction block - black	3/8-16
1	JB3816-3	—	Stud junction block - red	3/8-16

* 1 Junction block per pack, 50 per master pack.
** 1 Junction block per pack, 5 packs per shelf carton.

Bussmann series double row barrier terminal blocks

TB200 and TB300 double row barrier terminal blocks are nickel-plated brass with black thermoplastic construction.

Poles	Trad'l pack*	Retail pack**	Terminal screw	Volts/amps
4	TB200-04B	BP/TB200-04-RP	6-32	300 V/20 A
6	TB200-06B	—	6-32	300 V/20 A
8	TB200-08B	—	6-32	300 V/20 A
10	TB200-10B	—	6-32	300 V/20 A
15	TB200-15B	—	6-32	300 V/20 A
4	TB300-04B	—	8-32	600 V/30 A
6	TB300-06B	—	8-32	600 V/30 A
8	TB300-08B	—	8-32	600 V/30 A
10	TB300-10B	—	8-32	600 V/30 A
12	TB300-12B	—	8-32	600 V/30 A
20	TB300-20B	—	8-32	600 V/30 A

* 1 Junction block per pack, 50 per master pack.
** 1 Junction block per pack, 5 packs per shelf carton.

TB200_B



TB300_B



OEM parts now available to aftermarket

Bussmann™ series battery terminal fuses (BTF)



See page 11.

Stud junction terminal strips

BP/C5237 Stud junction blocks are designed for trucks, RVs and wiring accessories. Available in 3, 6 and 8 terminal configurations, they are rated for applications to 30 A, 300 V (UL)/ 600 V (CSA).

Poles	Retail pack*	Stud	Volts/amps
3	BP/C5237-3BC	10-32	300 V/30 A
6	BP/C5237-6BC	10-32	300 V/30 A
8	BP/C5237-8BC	10-32	300 V/30 A

* 1 Terminal strip per pack, 5 packs per shelf carton.



C5237-3BC



C5237-6BC



C5237-8BC

Coming 2017

More OEM products for the automotive aftermarket

Bussmann series multi slow-blow (MSB) fuses

Meeting complex automotive circuit needs in Honda and Ford vehicles.




Toggle and rocker switches

We offer a line of Bussmann series single pole toggle switches, rocker switches and duck-bill toggle switches, in a variety of styles, colors and finishes for replacement applications or custom installations.

Toggle switches with quick connect terminals

Color	Retail pack*	Function	Rating	Feature
Black	BP/SDN	ON/OFF	12 V/20 A	—
Black	BP/STF	ON/OFF/ON	12 V/20 A	—
Chrome	BP/STT	ON/OFF	12 V/20 A	Red LED


*1 Switch per pack, 5 packs per shelf carton.



Illuminated toggle switches with quick connect terminals

Color	Retail pack*	Function	Rating	Feature
Amber	BP/STA	ON/OFF	12 V/20 A	—
Blue	BP/STB	ON/OFF	12 V/20 A	—
Green	BP/STG	ON/OFF	12 V/20 A	—
Red	BP/STR	ON/OFF	12 V/20 A	—


*1 Switch per pack, 5 packs per shelf carton.



Duckbill toggle switches with quick connect terminals

Color	Retail pack*	Function	Rating	Feature
Amber	BP/SDA	ON/OFF	12 V/20 A	Illuminated
Chrome	BP/STC	ON/OFF	12 V/20 A	—

*1 Switch per pack, 5 packs per shelf carton.



Metal housing toggle switches with screw terminals

Color	Retail pack*	Function	Rating	Feature
Chrome	BP/STE	ON/OFF	12 V/15 A	—
Chrome	BP/STJ	ON/OFF	12 V/25 A	—
Chrome	BP/STK	ON/OFF/ON	12 V/15 A	—


*1 Switch per pack, 5 packs per shelf carton.



Rocker switches with quick connect terminals

Color	Retail pack*	Function	Rating	Feature
Amber	BP/SRA	ON/OFF	12 V/16 A	Illuminated
Blue	BP/SRB	ON/OFF	12 V/16 A	Illuminated
Green	BP/SRG	ON/OFF	12 V/16 A	Illuminated
Black	BP/SRN	ON/OFF	12 V/16 A	—
Red	BP/SRR	ON/OFF	12 V/16 A	Illuminated

*1 Switch per pack, 5 packs per shelf carton.



Battery disconnect switches

BMS-1

Top post anti-theft battery switch. Complete with HHM fuse holder, ATM-20 fuse, ring terminals and stainless steel bolt and wing nut.



BMS-2

Side post anti-theft battery switch for GM vehicles. Complete with HHM fuse holder, ATM-20 fuse and ring terminals.

15968-1

Heavy-duty switch is designed to open the circuit between the battery and load of a battery powered system - typically in large truck applications. Rated at 50 Vac/dc maximum, 400 A continuous, it can withstand cranking or surge currents up to 2000 A for 5 seconds maximum.



Catalog no.	Description
BP/BMS-1*	Top post anti-theft master switch with HHM fuse holder, ATM-20 fuse, ring terminals and stainless steel bolt and wing nut
BP/BMS-2*	Side post anti-theft master switch with HHM fuse holder, ATM-20 fuse and ring terminals
15968-1**	Heavy-duty disconnect; 50 Vac/dc, 400 A maximum

* 1 Battery switch per pack, 5 packs per shelf carton.

** Non-stock part

We offer a complete line of Bussmann series flashers that meet SAE standards for a variety of vehicles. To select the proper replacement flasher, match these three specifications:

- **Specific versus variable load.** Specific load flashers flash only a certain number of lamps. Variable load flashers handle a range of amps, such as when pulling a trailer.
- **Lamp capacity.** Designates the total number of lamps in the circuit for the left or right directional signal.
- **Number of terminals.** Select the number of blades to match the socket in the panel.

Thermal flashers



NO.535 NO.550 NO.552 NO.575 NO.577
Extra Loud

Heavy-duty electronic flashers



NO.243 NO.244 NO.246 NO.726 NO.727 NO.756, 757,
758, 759, 760



NO.761 NO.762 NO.763 and 764 NO.850 NO.852

Super heavy-duty electronic flashers



NO.232 NO.233 NO.234

LED flashers



NO-727-LED NO-750-LED NO-758-LED



NO-760-LED NO-762-LED

Thermal and electronic 12 and 24 Vdc flashers

Trad'l pack*	Retail pack**	Flasher type	No. of terminals	Volts	Amps	Number of bulbs
NO.535	—	Thermal	3	6	5.2	2-6
NO.550	BP/550-RP	Thermal	3	12	12.8	2-6
NO.552	BP/552-RP	Thermal	2	12	12.8	2-6
NO.575	BP/575-RP	Thermal	2	12	12.8	1-8
NO.577	BP/577-RP	Therm./ex. loud	2	12	14	2-6
NO.243	—	H-D electronic	2	12	25	12
NO.244	—	H-D electronic	3	12	25	12
NO.246	—	H-D electronic	3	12	25	Alternating
NO.726	BP/726-RP	H-D electronic	4	12	12.6	2-4
NO.727	BP/727-RP	H-D electronic	5	12	12.6	2-4
NO.756	BP/756-RP	H-D electronic	3	12	12.6	2-6
NO.757	BP/757-RP	H-D electronic	3	12	12.6	2-6
NO.758	BP/758-RP	H-D electronic	3	12	12.6	2-6
NO.759	BP/759-RP	H-D electronic	3	12	12.6	3-6
NO.760	BP/760-RP	H-D electronic	3	12	12.6	2-6
NO.761	BP/761-RP	H-D electronic	3	12	12.6	2-6
NO.762	BP/762-RP	H-D electronic	4	12	12.6	3-6
NO.763	—	H-D electronic	2	12	12	16
NO.764	—	H-D electronic	2	12	12	20
NO.850	—	H-D electronic	3	12	25	10HZ/5TS
NO.852	—	H-D electronic	2	12	35	16HZ/8TS
NO.232	BP/232-RP	S-D electronic	2	12	20	1-10
NO.233	BP/233-RP	S-D electronic	3	12	20	1-10
NO.234	BP/234-RP	S-D electronic	3	24	20	1-10

* 1 Flasher per pack, 10 packs per shelf carton.
** 1 Flasher per pack, 5 packs per shelf carton.

LED flashers

Trad'l pack*	No. of terminals	Volts	Amps	Number of LED lamps
NO-727-LED	5	12.8	12.6	2-6
NO-750-LED	3	12.8	12.6	3-6
NO-758-LED	3	12.8	12.6	2-6
NO-760-LED	3	12.8	12.6	2-4
NO-762-LED	3	12.8	12.6	2-6

* 1 Flasher per pack, 10 packs per shelf carton.

Lighting control modules (LCM)

Trad'l pack*	No. of terminals	Volts	Amps	Rated load range	Rated voltage
NO-455	10	12.8	2.1	1 to 6 SAE #1156 lamps	11 to 15 Vdc
NO-468	9	12.8	2.1	1 to 6 SAE #1156 lamps	11 to 15 Vdc
NO-470	5	12.8	2.1	Fixed 2 for lamps 4 for hazards	11 to 15 Vdc
NO-487	8	12.8	2.1	1 to 6 SAE #1156 lamps	11 to 15 Vdc

* 1 LCM per pack, 10 packs per shelf carton.

Lighting control modules (LCM)



NO-455 NO-468 NO-470 NO-487

Automotive assortments, emergency and diagnostic kits

Covering in-demand applications, fuse offerings include traditional glass tube and German automotive fuses, a wide selection of micro fuses, ATM, low-profile ATM, ATC and MAX in indicating and non-indicating versions, and higher amp cartridge fuses.

Fuse assortments provide customers a handy selection of fuses and fuse ratings for general replacement applications.

Emergency kits provide a range of fuses and fuse ratings, plus a fuse puller to make quick, emergency replacements easier.

Diagnostic kits provide the advantage of a fuse tester/puller along with an assortment of fuses and fuse ratings. The tester permits users to quickly determine whether a fuse is good or not.

Bonus packs increase the "basket ring" on your fuse assortment sales with large-count fuse packages that are great for small shops, do-it-yourself mechanics - or for stocking commercial / service vehicles.

Glass tube fuse assortments and kits

AGA

BP/AGA-AH8-RP AGA high amp fuse assortment: 10 (2), 15 (2), 20 (2) and 30 (2) A
 BP/AGA-AL8-RP AGA low amp fuse assortment: 1, 2, 3 (2), 5 (2) and 7-1/2 (2) A

AGC

BP/AGC-A5-RP AGC fuse assortment: 10, 15, 20, 25 and 30 A
 BP/AGC-AH10-RP AGC high amp fuse assortment: 7-1/2, 10 (2), 15 (2), 20 (2), 25 and 30 (2) A
 BP/AGC-AL10-RP AGC low amp fuse assortment: 1 (2), 2 (2), 3 (2), 4, 5 (2) and 6 A
 AGC-EK AGC kit: (60 pieces/10 each) 5, 10, 15, 20, 25 and 30 A and FT-3 fuse tester/puller
 MA-5 AGC low amp marine assortment
 1/2 (1), 1 (1), 1-1/2 (1), 2 (1), 3 (1)

AGW

BP/AGW-A8-RP AGW fuse assortment: 5, 7-1/2, 15 (2), 20 (2) and 30 (2) A

AGX

BP/AGX-A8-RP AGX fuse assortment: 5, 8, 20 (2), 25 (2) and 30 (2) A

SFE

BP/SFE-AH6-RP SFE high amp fuse assortment: 14 (2), 20 (2) and 30 (2) A
 BP/SFE-AL6-RP SFE low amp fuse assortment: 4, 6, 7-1/2 (2) and SFE-9 (2) A

Glass tube fuse assortments

BP/AGC-SFE-A5-RP AGC/SFE fuse assortment: AGC- 10, 15, 30 and SFE-14, 20 A

German automotive fuses

BP/GBC-A8-RP GBC German fuse assortment: 5, 8 (2), 15, 16 (2) and 25 (2) A

Automotive glass tube assortments



BP/_A_-RP

Automotive glass tube kit: AGC-EK



AGC-EK

Blade fuses

ATR

BP/ATR-A7-RPP ATR 2-leg micro fuse emergency kit: 5, 7-1/2, 10, 15, 20, 25 and 30 A and fuse puller

ATL

BP/ATL-A4-RPP ATL 3-leg micro fuse emergency kit: 5, 7-1/2, 10, 15 A and fuse puller

ATM

ATM-FP-AID *easyID* indicating ATM emergency kit: 10, 15, 20, 25 and 30 A and FP-A3 fuse puller
 BP/ATM-A5-RP ATM 5-count fuse assortment: 10, 15, 20, 25 and 30 A
 BP/ATM-A8-RP ATM 8-count fuse assortment: 2, 5, 7-1/2, 10, 15, 20, 25 and 30 A

BP/ATM-AH8-RPP ATM high amp fuse emergency kit: 10 (2), 15 (2), 20 (2), 25 and 30 A and FP-A3 fuse puller

BP/ATM-AL8-RP ATM low amp assortment: 2, 3 (2), 4, 5 (2) and 7-1/2 (2) A

DIA-2 ATM diagnostic kit: 2, 5, 7-1/2, 10, 15, 20, 25 and 30 A and FT-3 fuse tester/puller

NO.43 ATM kit: 7 each of 5, 10, 15, 20, 25 and 30 A and FT-3 fuse tester/puller. Fuses are loose-packed for easy access in reclosable heavy-duty clamshell package. *easyID* ATM fuse service kit: 6 each 5, 10, 15, 20, 25 and 30 A

BP/ATM-AID *easyID* ATM fuse assortment: 10, 15, 20, 25 and 30 A

Low-profile ATM

ATM-LP-EK Low-profile ATM fuse emergency kit: (7 each) 5, 10, 15, 20, 25 and 30 A and FT-3 fuse tester/puller

BP/ATM-A6LP-RP Low-profile ATM fuse assortment: 7-1/2, 10, 15, 20, 25 and 30 A

DIA-3 Low-profile ATM diagnostic kit: 2, 5, 7-1/2, 10, 15, 20, 25 and 30 A and FT-3 fuse tester/puller

ATC

ATC-FP-AID *easyID* indicating ATC emergency kit: 10, 15, 20, 25 and 30 A and FP-A3 fuse puller

BP/ATC-A5-RP ATC fuse assortment: 10, 15, 20, 25 and 30 A
 BP/ATC-AH8-RPP ATC fuse emergency kit: 10, 15 (2), 20 (2), 25, 30 and 40 A and FP-A3 fuse puller

BP/ATC-AL8-RP ATC low amp fuse assortment: 1, 2, 3, 4, 5 (2) and 7-1/2 (2) A

DIA-1 ATC diagnostic kit: 5, 10, 15, 20, 25 and 30 A and FT-3 fuse tester/puller.

NO.44 ATC kit: 7 each of 5, 10, 15, 20, 25 and 30 A and FT-3 fuse tester/puller. Fuses are loose-packed for easy access in reclosable heavy-duty clamshell package.

NO.80 ATC bulk assortment: (80 pieces/10 each) 3, 5, 7-1/2, 10, 15, 20, 25 and 30 A. Fuses are loose-packed for easy access. Reclosable, heavy-duty clamshell package stores easily in tool boxes.

ATC-ID-SK *easyID* ATC fuse service kit: 7 each 5, 10, 15, 20, 25 and 30 A

BP/ATC-AID *easyID* ATC fuse assortment: 10, 15, 20, 25 and 30 A

Multi-fuse family emergency/bonus kits

ATM-FMX-EK ATM and FMX emergency kit: 5 each of ATM-10, 15, 20, 25 and 30 A, 1 each of FMX-20, 30, 40, and 50 A, and FT-3 fuse tester/puller.

NO.24 Emergency fuse safety kit: one each of ATM-10, 15, 20, 25, 30, ATM-10LP, 15LP, 20LP, 25LP, 30LP, ATC-3, 5, 7-1/2, 10, 15, 20, 25, 30, 40, MAX-30, 40, FMX-30, 40 and FT-3 fuse tester/puller.

NO.53 ATC and MAXI fuse kit: (45 pieces) ATC-10, 15, 20, and 30A; MAX-30, 40 and 50A and FT-3 fuse tester/puller.

NO.64 ATM and MAXI fuse kit: (64 pieces) ATM-2, 3, 4, 5, 7-1/2, 10, 15, 20 and 30 A; MAX 30, 40 and 50 A and FT-3 fuse tester/puller

VP-FMX-A5-RP FMX female MAXI fuse value pack assortment: (5 pieces) 20, 30, 40, 50 and 60 A

Multi-fuse bonus kits



NO. __, ATM-FMX_EK

Multi-fuse assortments



BP/ __-RP

Multi-fuse emergency kits (includes a fuse puller)



BP/ __-RPP

Diagnostic kits



DIA-__

easyID assortments



__-FP-AID



__-ID-SK



NO.136

ATR, ATL and FMM micro fuse assortment

Selection of 135 ATR 2-leg and ATL 3-leg micro blade fuses, and FMM micro cartridge fuses plus a fuse puller. Fuses are loosely packed in 12-cavity, shatter-resistant plastic box. Contains ten each of ATR-5, 7-1/2, 10, 15, 20, 25 and 30, ten each of ATL-5, 7-1/2, 10, and 15, and five each of FMM-15, 20, 25, 30 and 40.



NO.45

Cartridge fuse bulk assortment

The top 16 assorted cartridge fuses for wiring harness protection. Comes with selection guide on inside lid. Contains one each of FLD-80, FLF-20, 30, 40, 50, FLM-80, 100, 120, FLS-30, 40, FMX-20, 30, 40, 50, 60 and FMX-30LP



NO.60LP

Low-profile ATM fuses

Assortment contains 60 fuses: ten each of ATM-7-1/2LP, 10LP, 15LP, 20LP, 25LP and 30LP.



NO.105

Late model automotive fuse assortment

Selection of low-profile and regular fuses loosely packed in 18-cavity, shatter-resistant plastic box. Contains: 10 each ATM-7-1/2LP, 10LP, 25LP and 30LP; 15 each ATM-15LP and 20LP; 3 each FMX-20, 30 and 40; 2 each FMX-50 and 60; 3 each FMX-20LP, 30LP and 40LP; 2 each FMX-50LP and 60LP; 2 each MAX-30 and 40; 1 each MAX-20, 50, 60 and 80.



NO.95BK

ATC and ATM bulk assortment

Selection of 95 ATC and ATM blade fuses. Fuses are loosely packed in 12-cavity, shatter-resistant plastic box. Contains five each of ATC-5, 15, 25, ATM-5, 10, 15, 25, 30, ten of ATM-20, fifteen of ATC-10, 20, 30.



NO.160BK

ATC bulk assortment

Selection of 160 ATC blade fuses loosely packed in 12-cavity, shatter-resistant plastic box. Contains ten fuses each of 3, 4, 7-1/2, 40, fifteen of 5, 10, 15, 25, thirty of 20, 30.



NO.290

PRO PAK professional technician's assortment

Contains the circuit protection products every service technician needs. The compact case organizes 290 of the most common circuit protection products to restore power fast.

Comes with a free, high-power white LED spotlight made of high-grade polished aluminum with metal clip and magnetic base. Features a locking ON/OFF switch with an LED mounted on an insulated flexible shaft. Batteries included: 3 AG13 button cell.

PRO PAK contents

- Fuse assortments: AGA-AL (1, 2, 3, 5 and 7-1/2 A), AGA-AH (10, 15, 20 and 30 A), AGW-A (5, 7-1/2, 15, 20 and 30 A) and AGX-A (5, 8, 20, 25 and 30 A).
- AGC glass fuses. One tin each containing five fuses: AGC-1, 2, 3, 4, 5, 7-1/2, 10, 15, 20, 25 and 30 A.
- SFE size-rejecting 1/4" glass fuses. One tin each containing five fuses: SFE-4, 7-1/2, 9, 14, 20 and 30 A.
- GBC German vehicle fuses. One tin each containing five fuses: GBC-8, 16 and 25 A.
- ATM blade fuses. One tin of each rating containing five fuses: ATM-5, 7-1/2, 10, 15, 20, 25 and 30 A.
- Low-profile ATM blade fuses. One tin each containing five fuses: ATM-7-1/2LP, 10LP, 15LP, 20LP, 25LP and 30LP.
- ATC blade fuses. One tin each containing five fuses: ATC-3, 4, 5, 7-1/2, 10, 15, 20, 25, 30, 35 and 40 A.
- MAXI blade fuses. MAX-20, (2)30, (2)40, 50, 60, 70 and 80 A.
- FLB bolt-mount cartridge fuses. One each: FLB-40, 50, 60, 70 and 80 A.
- FLD bolt-mount cartridge fuses. One FLD-80 A.
- FLF female termination cartridge fuses. One each: FLF-20, 30, 40, 50 and 60 A.
- FLM male termination cartridge fuses. One each: FLM-60, 80 and 100 A.
- FLS female miniature termination cartridge fuses. One each: FLS-30 and 40 A.
- FMX female MAXI fuses. One each: FMX-20, 30, 40, 50 and 60 A.
- FMX_LP low-profile female MAXI fuses. One each: FMX-20LP, 25LP, 30LP, 40LP, 50LP and 60LP.
- HDD 30 A in-line ATC fuse holder
- HHM 30 A in-line ATM fuse holder
- HHN in-line glass tube fuse holder with AGC-30 A fuse
- HMK heavy-duty in-line glass tube fuse holder
- CBB-30 Type II 30 A ATC blade-type circuit breaker
- CBC-30HB Type I stud-mount 30 A circuit breaker with lengthwise bracket
- UCB-20 universal 20 A ATC blade-type circuit breaker
- UCB-30 universal 30 A ATC blade-type circuit breaker
- FT-3 fuse puller/tester, FP-A3 3-way fuse puller

Fuse caddies



Bussmann series fuse caddies offer a full array of fuses for automotive repair facilities to meet your fuse replacement needs. Each caddy is specially stocked to cover the majority of cars, vans, light trucks, SUVs and RVs on the road today. Select from the five-tray caddy or the more comprehensive ten-tray caddy to offer your customers a convenient and secure means to store and transport their replacement fuse inventory.

FUSE-CADDY1

With convenient folding handle and security latch, this five-tray capacity caddy contains 275 fuses in popular ratings. Four, ten-cavity trays contain ATM, low-profile ATM, ATC and MAX fuses. One, five-cavity tray contains FMX fuses.

Contains fuse tray catalog numbers

- CDY10TRY-ATM CDY10TRY-MAX
- CDY10TRY-ATM-LP CDY5TRY-FMX
- CDY10TRY-ATC



Caddy measures 7.4"W x 4.5"D x 7.8"H (handle not extended)

See fuse tray contents on page 28 for type, quantities and ratings for each tray catalog number.

FUSE-CADDY2



Caddy measures 14.8"W x 4.5"D x 7.8"H (handle not extended)

With convenient folding handle and security latches, this ten-tray capacity caddy contains 372 fuses in popular ratings. Seven, ten-cavity trays contain ATM, Low-profile ATM, ATC, MAX, FMM/low-profile FMX, FLF/FLS, ATR/ATL micro fuses. Three, five-cavity trays contain FMX, FLB/FLD/FLM and AMG/AMI fuses. Together, all ten trays meet virtually any automotive blade and high amp fuse replacement need.

Contains fuse tray catalog numbers

- CDY10TRY-ATM CDY10TRY-FLNK1 CDY5TRY-BMOUNT
- CDY10TRY-ATM-LP CDY10TRY-FLNK2 CDY5TRY-SMOUNT
- CDY10TRY-ATC CDY10TRY-MICRO
- CDY10TRY-MAX CDY5TRY-FMX

See fuse tray contents on page 28 for type, quantities and ratings for each tray catalog number.

Fuse tray assortments

Bussmann series fuse trays make it convenient to sell popular fuse assortments that repair facilities need to keep on hand for today's cars, vans, light trucks and SUVs.

Clear, compact trays that measure 3.5"D x 7"W x 1"H are easy to store and allow quick, visual identification of fuses without the hassle of opening the tray.

Three, five-cavity tray assortments and eight, ten-cavity tray assortments cover the most popular fuse applications including the new, ATR and ATL 2- and 3-blade micro fuses and FMM micro cartridge fuses. Offer your customers the convenience of these five-tray and ten-tray fuse caddies.

Trays are easily restocked from traditional or value fuse packs.

Order individually or offer customers the convenience of the FUSECADDY-1 (five-tray) or FUSECADDY-2 (ten-tray) fuse caddies.



Ten- and five-tray fuse caddies conveniently store multiple fuse trays to efficiently organize an entire replacement fuse inventory.

Fuse tray contents and quantities



CDY10TRY-ATM
10 Cavity tray
80 ATM blade fuses

Fuse (Qty)	
ATM-2 (5)	ATM-10 (15)
ATM-3 (5)	ATM-15 (15)
ATM-4 (5)	ATM-20 (15)
ATM-5 (5)	ATM-25 (5)
ATM-7-1/2 (5)	ATM-30 (5)



CDY10TRY-ATM-LP
10 Cavity tray
65 Low-profile ATM blade fuses

Fuse (Qty)	
ATM-2LP (5)	ATM-10LP (10)
ATM-3LP (5)	ATM-15LP (10)
ATM-4LP (5)	ATM-20LP (10)
ATM-5LP (5)	ATM-25LP (5)
ATM-7-1/2LP (5)	ATM-30LP (5)



CDY10TRY-ATC*
10 Cavity tray
100 ATC blade fuses

Fuse (Qty)	
ATC-3 (5)	ATC-20 (15)
ATC-4 (5)	ATC-25 (10)
ATC-5 (5)	ATC-30 (15)
ATC-7-1/2 (5)	ATC-35 (10)
ATC-10 (10)	ATC-40 (10)
ATC-15 (10)	

* Replaces NO.100BK



CDY10TRY-EZID
10 Cavity tray
59 ATC/ATM/MAX blade fuses

Fuse (Qty)		
ATC-3ID (4)	ATM-3ID (4)	MAX-30ID (2)
ATC-5ID (2)	ATM-5ID (2)	MAX-40ID (2)
ATC-10ID (4)	ATM-10ID (4)	MAX-50ID (1)
ATC-15ID (4)	ATM-15ID (4)	MAX-60ID (1)
ATC-20ID (4)	ATM-20ID (4)	MAX-80ID (1)
ATC-25ID (4)	ATM-25ID (4)	
ATC-30ID (4)	ATM-30ID (4)	



CDY10TRY-MAX
10 Cavity tray
16 MAXI blade fuses

Fuse (Qty)	
MAX-20 (1)	MAX-60 (3)
MAX-30 (1)	MAX-70 (2)
MAX-40 (3)	MAX-80 (2)
MAX-50 (3)	MAX-100ID (1)**

** easyID indicating fuse.



CDY10TRY-MICRO
10 Cavity tray
55 ATR/ATL micro blade fuses

Fuse (Qty)	
ATR-5 (5)	ATR-30 (5)
ATR-7-1/2 (5)	ATL-5 (5)
ATR-10 (5)	ATL-7-1/2 (5)
ATR-15 (5)	ATL-10 (5)
ATR-20 (5)	ATL-15 (5)
ATR-25 (5)	



CDY10TRY-FLNK1
10 Cavity tray
13 FMM/low-profile FMX fuses

Fuse (Qty)	
FMM-15 (1)	FMX-25LP (1)
FMM-20 (1)	FMX-30LP (1)
FMM-25 (1)	FMX-40LP (1)
FMM-30 (1)	FMX-50LP (2)
FMM-40 (1)	FMX-60LP (2)
FMX-20LP (1)	



CDY10TRY-FLNK2
10 Cavity tray
7 FLF/FLS cartridge fuses

Fuse (Qty)	
FLF-20 (1)	FLF-60 (1)
FLF-30 (1)	FLS-30 (1)
FLF-40 (1)	FLS-40 (1)
FLF-50 (1)	



CDY5TRY-FMX
5 Cavity tray
14 FMX high amp fuses

Fuse (Qty)	
FMX-20 (2)	FMX-50 (3)
FMX-30 (3)	FMX-60 (3)
FMX-40 (3)	



CDY5TRY-BMOUNT
5 Cavity tray
10 FLB/FLD/FLM cartridge fuses

Fuse (Qty)	
FLB-80 (1)	FLM-30 (1)
FLB-140 (1)	FLM-60 (1)
FLD-40 (1)	FLM-80 (1)
FLD-80 (1)	FLM-100 (1)
FLD-120 (1)	FLM-120 (1)



CDY5TRY-SMOUNT
5 Cavity tray
12 AMG/AMI high amp fuses

Fuse (Qty)	
AMG-80 (1)	AMG-225 (1)
AMG-100 (1)	AMG-250 (1)
AMG-125 (1)	AMG-300 (1)
AMG-150 (1)	AMI-40 (1)
AMG-175 (1)	AMI-50 (1)
AMG-200 (1)	AMI-80 (1)

Retail automotive Plan-O-Gram

Color-coded packaging for fast, easy product selection. Fits standard four-foot wide gondola.

Visual categorization


- Color-coded Bussmann series retail packaging.
- Fast and easy product identification.
- Provides increased shopability and faster merchandising.

Merchandising ease

- Retail set is simple and straightforward.
- Color-coding encourages return of product to correct peg.
- Reduces need for assistance by store personnel.

Consumer friendly

- Fuse center is easily located.
- Point-of-sale identifies fuse types.
- Package color codes identify product category.



4FTAUTO-KIT.

Peg hooks and gondola not included.



4FTAUTO-TAGS UPC reorder tags.

Catalog no.	Description
4FTAUTO-KIT	151 SKU auto prepack. Includes one of each catalog number, a complete set of UPC reorder tags and a header card as pictured.
4FTAUTO-TAGS	Replacement set of UPC reorder tags for the 4FTAUTO-KIT. Order tags through your Eaton Bussmann series rep.

For details on automotive Plan-O-Gram SKUs, visit Eaton.com/BussmannConsumerPOG



All five units stacked together provide a complete fuse selection for the automotive repair technician or store display. Bins interlock and can be wall-mounted.

Tilt-bin assortments

Turn any pegboard or shelf into a profit-building professional fuse center with interlocking tilt-bin sets from Eaton. Bin rows are stocked with assortments of the fastest-selling fuses, holders and accessories. Transparent, tilt-out bins make selection a snap, and let you check inventory at a glance.

Reload part numbers are available for AFC-225, NO.225 and NO.227. The reloads are packed in a polybag labeled with the catalog number and UPC code.

Bins can be stacked in any combination so you can modify your display to fit your customer's needs.



AFC-90

Two tilt-bin sets containing five each of MAX-20, 30, 40, 50 and 60 A and FMX-20, 30 and 40 A fuses, FLB-70, FLF-20, 30, 40 and 60 A and FLM-60, 80 and 100 A and FLS-30 and 40 A cartridge fuses.



AFC-225

Contains: 25 Each of glass tube fuses. AGC-5, 10, 15, 20, 25 and 30 A and SFE-14, 20 and 30 A.



NO.225

Contains: 25 Each of ATC blade fuses. ATC-3, 4, 5, 7-1/2, 10, 15, 20, 25 and 30 A.



NO.227

Contains: Ten each of ATM blade fuses. ATM-2, 3, 5, 7-1/2, 10, 15, 20, 25 and 30 A.

Available reload packs

Reloads contain 10 and 25 fuses of the specified ampacity in a poly bag. See table below for available fuses and amp ratings.

Catalog no.	Description
ATC-(amp)RLD	25 fuses in a poly bag, available amps: 3, 4, 5, 7-1/2, 10, 15, 20, 25, 30 A
ATM-(amp)RLD	10 fuses in a poly bag, available amps: 2, 3, 5, 7-1/2, 10, 15, 20, 25, 30 A



Marine and RV products

Marine-rated circuit breakers

Specifically designed to meet the needs of marine applications, the CB187F and CB187P offer 5 kA @ 12 Vdc interrupting ratings and ignition protection per ABYC E-11. Usable as an ON/OFF switch, they have corrosion resistant plating on 15/16-18 copper terminals.

CB251 and CB255 offer an interrupting rating of 2.5 kA per ABYC E-11 and feature a "Push-to-Trip" option and reset mechanism that provides visual indication of a tripped condition.

CB185

Type III switchable, waterproof, flush-mount manual reset circuit breakers with 1/4-28 threaded stud terminals with SEMS nuts installed, and black reset lever, 48 Vdc



Amps	Boxed	Retail pack
25	CB185-25	—
30	CB185-30	—
35	CB185-35	—
40	CB185-40	—
50	CB185-50	BP/CB185-50
60	CB185-60	—
70	CB185-70	BP/CB185-70
80	CB185-80	BP/CB185-80
90	CB185-90	—
100	CB185-100	BP/CB185-100
110	CB185-110	—
120	CB185-120	BP/CB185-120
135	CB185-135	BP/CB185-135
150	CB185-150	BP/CB185-150

CB187F

Type III marine-rated flush-mount, manual reset circuit breakers with switch function and nuts/lock washers installed, 48 Vdc

Catalog no. (amps) boxed only	
CB187F-25	CB187F-80
CB187F-30	CB187F-100
CB187F-35	CB187F-110
CB187F-40	CB187F-120
CB187F-50	CB187F-135
CB187F-60	CB187F-150
CB187F-70	CB187F-200



CB187P

Type III marine-rated panel-mount, manual reset circuit breakers with switch function and nuts/lock washers installed, 48 Vdc

Catalog no. (amps) boxed only	
CB187P-25	CB187P-80
CB187P-30	CB187P-90
CB187P-35	CB187P-100
CB187P-40	CB187P-110
CB187P-50	CB187P-120
CB187P-60	CB187P-135
CB187P-70	CB187P-150



CB251

Type I ignition protected, weatherproof panel-mount, manual reset circuit breakers with SEMS nuts installed, 32 Vdc

Catalog no. (amps) boxed only	
CB251-10	CB251-30
CB251-15	CB251-35
CB251-20	CB251-40
CB251-25	CB251-50



CB255

Type III ignition protected, weatherproof panel-mount, manual reset circuit breakers with "Push-to-Trip" option and SEMS nuts installed, 32 Vdc

Catalog no. (amps) boxed only	
CB255-10	CB255-30
CB255-15	CB255-35
CB255-20	CB255-40
CB255-25	CB255-50



Marine assortments

NO.108BK

Marine circuit protection emergency kit in a sturdy, compact reclosable box for replacement of fuses and circuit breakers. A must for commercial or recreational marine applications.

Fuses: Five each of ABC-10, AGC-1-1/2, GMA-2 A, MDA-8, ten of AGC-3, 7-1/2, 15, 25, fifteen of AGC-20, 30.

Circuit breakers: Three CBF-30.



BP/AGC-AH10-RP

AGC fuse assortment for marine accessories and bilge pumps. Includes AGC-7-1/2, 10 (2), 15 (2), 20 (2), 25 and 30 (2) A.

BP/MDL-1

Marine motor protection fuses. Retail pack with two fuses per card. See page 37 for retail pack availability in ratings from 1/2 to 15 amps.

MA-5

Marine accessory assortment, Contains (1) each: AGC-1/2, 1, 1-1/2, 2 and 3 A.

BP/AGC-SFE-A5-RP

AGC and SFE fuse assortment for marine applications. Contains (1) each:
 - AGC-10, 15 and 30 A
 - SFE-14 and 20 A

**Water resistant holders available on pages 12 and 13.
 See additional circuit breakers on pages 16 to 20.**


JJN - Class T very fast-acting, current-limiting 300 Vac, 160 Vdc fuses



Amps	Catalog no.*
110	JJN-110
125	JJN-125
150	JJN-150
175	JJN-175
200	JJN-200
225	JJN-225
250	JJN-250
300	JJN-300
350	JJN-350
400	JJN-400

* 1 Fuse per pack, 5 packs per master carton.

Splash proof covers



Catalog no.	Description	Pack qty.	Shelf qty.	Master qty.
CB-CVR	Cover for stud terminal circuit breaker	1	10	300
BK/CB-CVR	Cover for stud terminal circuit breaker-BULK	—	100	2000
BP/CB20HB-CVR*	CB123-20HB with cover-retail pack	1	5	120
BP/CB40HB-CVR*	CB123-40HB with cover-retail pack	1	5	120

* Packed with CB123-20HB and CB123-40HB.

Battery separators manage batteries for reliable starts

- For vehicles and boats with main and auxiliary battery systems and alternator outputs up to 100 amps — or on systems incompatible with battery isolators.
- Battery separators from Sure Power actively manage multi-battery electrical systems to ensure greater reliability for main battery engine starting.
- Battery separators provide a solenoid priority system for multi-battery systems.
- When main battery is low, the separator will utilize auxiliary battery power to assist in vehicle starting.
- Separators disconnect main and auxiliary batteries from one another to protect them from excessive drain.
- Time-delay function prevents battery separator from reacting to temporary voltage fluctuations.

Multi-battery systems

Many vehicles and boats have accessories and other electrical loads, such as lights, entertainment systems and communications equipment that draw power when the engine is off. When applied to a single battery electrical system, main batteries can become drained and present an engine “no-start” condition. Adding an auxiliary battery to operate these additional loads helps avoid this, but it needs more than simply being wired into the electrical system — the auxiliary battery needs to be separated.

Priority charging

The battery separator waits until the main battery’s active charging source reaches approximately 13.2 volts before it begins charging the auxiliary battery. The uni-directional battery separator RB-BS-1314 will only charge the auxiliary battery when the main battery reaches 13.2 volts. The bi-directional battery separator RB-BS-1315 will engage both main and auxiliary batteries and disconnect at approximately 12.8 volts.

Charging system protection

Once the engine starts, the battery separator monitors the main battery and charging system voltage. When the charging system reaches 13.2 volts, the battery separator will engage, signaling a charged main battery. The auxiliary battery is then connected to the vehicle charging system. When the charging system reaches 12.8 volts, the battery separator will disconnect the auxiliary battery to protect the vehicle’s charging system. This process of managing the battery charging is repeated until the engine is turned off.

Simple installation

The battery separators work with any 12 volt DC, negative ground charging system up to 100 amps. They easily connect to the main battery, auxiliary battery and ground. No system modifications are necessary.

Optional engine start assist

When the engine starter is engaged, the battery separator will compare the voltage in both main and auxiliary batteries. If the main battery is lower than the auxiliary battery, the battery separator will engage the auxiliary battery to aid in engine start. The start signal must reach 3 volts in order for the auxiliary to main battery connection procedure to begin.

Catalog no.	Description
RB-BS-1314	Uni-directional 100 A battery separator — model no. 1314A*
RB-BS-1315	Bi-directional 100 A battery separator — model no. 1315A*

* Use the catalog numbers to order these products.



Uni-directional and bi-directional versions available.



Attractive retail packaging easily displays on peg boards or stacks on shelves.

Battery isolators ensure reliable engine starts

- Battery isolators prevent auxiliary batteries from draining main battery power in vehicle electrical systems.
- Suited for light truck, RV, select commercial and marine applications.
- Solid-state technology isolates each battery circuit to extend battery life by allowing each to charge and discharge according to need.
- Easily connects alternator to one main and one auxiliary battery.
- Designed by Sure Power, the leader in battery isolators, for superior performance that exceeds original equipment manufacturer specifications.
- Includes wiring and hardware for basic installation; an optional installation kit available for advanced installation.



70 A and 95 A size



120 A and 130 A size



240 A size

Battery isolator models are available in 70 A, 95 A, 120 A, 130 A and 240 A versions for alternators with outputs from 70 to 240 amps.

Catalog no.	Description
RB-BI-70A	70 amp battery isolator w/wiring kit — model no. 702*
RB-BI-95A	95 amp battery isolator w/wiring kit — model no. 9523A*
RB-BI-120A	120 amp battery isolator w/wiring kit — model no. 12023A*
RB-BI-130A	130 amp battery isolator w/wiring kit — model no. 13023A*
RB-BI-240A	240 amp battery isolator w/wiring kit — model no. 24023A*

* Use the catalog numbers to order these products.

Multi-battery systems

Many vehicles and boats have accessories and other electrical loads, such as lights, entertainment systems and communications equipment that draw power when the engine is off. When applied to a single battery electrical system, main batteries can become drained and present an engine “no-start” condition. Adding an auxiliary battery to operate these additional loads helps avoid this, but it needs more than simply being wired into the electrical system — the auxiliary battery needs to be isolated.

Why batteries need isolating

Multiple batteries connected in an electrical system can become problematic when a partially discharged, or dead, battery is connected to a fully charged battery. The current in the fully charged battery will flow to the less charged battery until both are equally discharged, or even worse, completely discharged and may prevent the engine from starting.

Battery isolators manage battery power

A battery isolator can eliminate the problem of battery drain by acting as a check valve between the batteries to prevent current flowing from a fully charged battery to a partially charged battery. A battery isolator enables each battery to act as an independent power source so that the main battery can conserve power even if the auxiliary battery is fully discharged. When charging, the isolator gives priority to the main battery so that there is always a full charge to start the engine.



Attractive 70 to 130 amp retail packaging easily mounts on peg boards or stacks on shelves. 240 amp isolator package for shelf display only.

Battery isolator installation kit and Delco® alternator connector kit

Enhance your battery isolator sales by offering the installation kit RB-BIK-1882 that contains the wire, connectors and hardware needed for an easier installation.

When customers are installing their isolator on a Delco/Delphi CS Series alternator system, also sell them the connector kit that's required for OEM connector modification.

Catalog no.	Description
RB-BIK-1882	Battery isolator installation kit — model no. 1882*
RB-GM-KIT	GM Delco CS Series connector kit — model no. 144-CD*

* Use the catalog numbers to order these products.



Installation kit and GM connector kit increases sales opportunities while easing installation for customers.

A photograph of a two-story house at night. The house is illuminated from within, with warm lights glowing through the windows and the front door. The sky is dark and stormy, with a bright lightning bolt striking down from the upper right. The house has a prominent gable roof and a covered front porch with a railing. The overall mood is dramatic and emphasizes the need for home protection products.

Hardware and home products

Automotive

Used in older-model cars, glass tube fuses today are found primarily in automotive accessory applications. The expansive Bussmann series line of glass fuses includes many types and sizes in addition to those listed in this catalog. Call Eaton for more product details if you have requirements which are not covered here.

Appliances and consumer electronics

Glass and ceramic tube fuses are often used to protect appliances and consumer electronics. As electronic equipment becomes smaller, the circuits and components become more delicate and easily damaged. Fuses are the preferred method of protection due to their accuracy, small size and reliability. Fuses are available in a wide variety of amp ratings to provide precise protection. Generally, two sizes of user-replaceable fuses are found: the 1/4" x 1-1/4" and 5x20 mm. Each is available in a variety of volt and amp ratings.

Fuse types

There are two basic types of fuses available for appliances and consumer electronics: fast-acting or time-delay. Any replacement fuse must match the one it's replacing. In general, fast-acting fuses are a single strand of wire or strip of metal. Time-delay fuses usually have a coiled wire, a thick element wrapped in wire, or a spring. Most electronic fuses will have the voltage and amp rating stamped on the end cap. The type of fuse can generally be visually identified. Also, owner's manuals will have the correct replacement fuse generically identified. For example: "Use a 2 amp, time-delay, 250 volt fuse."

Glass and ceramic tube fuse sizes

Both glass and ceramic tube fuses vary by diameter and length. The chart below provides a visual reference for the various sizes of the Bussmann series fuse families. Images are shown to scale.

Fuse selection criteria

- For electronic/electrical applications, fuses must be rated at 125 V or better.
- Voltage must match or exceed the fuse being replaced (125 V for household current; 12 V for auto; 24 V for heavy duty).
- Fuses must match required fuse characteristic – either fast-acting or time-delay.
- Amp rating must match that of the original fuse.

A note on voltage rating

All fuses have a voltage rating. To maintain safety, this voltage rating should not be exceeded in application, although it is acceptable to use a higher voltage rated fuse in a lower voltage application. For example: A fuse rated for 125 volts is appropriate in household (110 V) or automotive (12 V), while a fuse rated for 32 volts is appropriate for automotive (12 V), but not for household (125 V). Always replace a fuse with one of the same or higher voltage rating.

See page 50 for specifications.

Glass and ceramic tube fuse sizes (actual size)



5 x 20 mm
GDA
GDB
GDC
GMA
GMC
GMD

1/4" x 5/8"
AGA
SFE-4

1/4" x 3/4"
SFE-6

1/4" x 7/8"
AWG
SFE-7-1/2
SFE-9

1/4" x 31/32"
GBC

1/4" x 1"
AGX

1/4" x 1-1/16"
SFE-14

1/4" x 1-1/4"
ABC
AGC
GBC
SFE-20
MDA
MDL
MDQ

1/4" x 1-7/16"
SFE-30

13/32" x 1-1/2"
AGU
AGU_GP

GMF*

* Mounts in HLR in-line holder, see page 13.

Fast-acting 1/4" diameter automotive fuses

AGA

1/4" x 5/8" fast-acting glass tube fuses

See page 24 for available assortments.



Amps	Catalog no.*	Retail pack**
1/4	AGA-1/4	—
1	AGA-1	—
1-1/2	AGA-1-1/2	—
2	AGA-2	—
2-1/2	AGA-2-1/2	—
3	AGA-3	—
5	AGA-5	—
6	AGA-6	—
7-1/2	AGA-7-1/2	—
10	AGA-10	—
15	AGA-15	—
20	AGA-20	BP/AGA-20-RP
30	AGA-30	—

* 5 Fuses per pack, 10 packs per shelf carton.

** 5 Fuses per pack, 5 packs per shelf carton.

AGW

1/4" x 7/8" fast-acting automotive glass tube fuses

See page 24 for available assortment.



Amps	Catalog no.*	Retail pack**
1	AGW-1	—
1-1/2	AGW-1-1/2	—
2-1/2	AGW-2-1/2	—
3	AGW-3	—
4	AGW-4	—
5	AGW-5	—
6	AGW-6	—
7-1/2	AGW-7-1/2	—
10	AGW-10	—
15	AGW-15	BP/AGW-15-RP
20	AGW-20	—
30	AGW-30	—

* 5 Fuses per pack, 10 packs per shelf carton.

** 5 Fuses per pack, 5 packs per shelf carton.

AGX

1/4" x 1" fast-acting automotive glass tube fuses

See page 24 and 48 for available assortments.



Amps	Catalog no.*
1	AGX-1
2	AGX-2
2-1/2	AGX-2-1/2
3	AGX-3
5	AGX-5
7	AGX-7
8	AGX-8
10	AGX-10
15	AGX-15
20	AGX-20
25	AGX-25
30	AGX-30

* 5 Fuses per pack, 10 packs per shelf carton.

GBB

1/4" x 1-1/4" very fast-acting ceramic tube fuses



Amps	Catalog no.*
1-1/4	GBB-1-1/4-R
10	GBB-10-R
15	GBB-15-R
30	GBB-30-R

* 5 Fuses per pack, 10 packs per shelf carton.

ABC

1/4" x 1-1/4" fast-acting ceramic tube fuses

See page 48 for available assortment.



Amps	Catalog no.*	Retail pack**
1/4	ABC-1/4	—
1/2	ABC-1/2	—
1	ABC-1	—
2	ABC-2	—
2-1/2	ABC-2-1/2	—
3	ABC-3	—
4	ABC-4	—
5	ABC-5	—
6	ABC-6	—
7	ABC-7	—
8	ABC-8	—
10	ABC-10	BP/ABC-10
12	ABC-12	—
15	ABC-15	BP/ABC-15
20	ABC-20	BP/ABC-20
25	ABC-25	—
30	ABC-30	—

* 5 Fuses per pack, 10 packs per shelf carton.

** 5 Fuses per pack, 5 packs per shelf carton.

AGC

1/4" x 1-1/4" fast-acting automotive glass tube fuses

See pages 24, 29 and 48 for available assortments.



Amps	Catalog no.*	Retail pack**
1/8	AGC-1/8	—
3/10	AGC-3/10	—
1/4	AGC-1/4	—
3/8	AGC-3/8	—
1/2	AGC-1/2	BP/AGC-1/2-RP
3/4	AGC-3/4	—
1	AGC-1	BP/AGC-1-RP
1-1/4	AGC-1-1/4	—
1-1/2	AGC-1-1/2	BP/AGC-1-1/2-RP
2	AGC-2	BP/AGC-2-RP
2-1/2	AGC-2-1/2	BP/AGC-2-1/2-RP
3	AGC-3	BP/AGC-3-RP
32/10	AGC-3-2/10	—
3-1/2	AGC-3-1/2	—
4	AGC-4	BP/AGC-4-RP
5	AGC-5	BP/AGC-5-RP
6	AGC-6	BP/AGC-6-RP
6-1/4	AGC-6-1/4	—
7	AGC-7	—
7-1/2	AGC-7-1/2	BP/AGC-7-1/2-RP
8	AGC-8	—
10	AGC-10	BP/AGC-10-RP
12	AGC-12	—
15	AGC-15	BP/AGC-15-RP
20	AGC-20	BP/AGC-20-RP
25	AGC-25	BP/AGC-25-RP
30	AGC-30	BP/AGC-30-RP
35	AGC-35	BP/AGC-35-RP
40	AGC-40	—
50	AGC-50	—

* 5 Fuses per pack, 10 packs per shelf carton.

** 5 Fuses per pack, 5 packs per shelf carton.

Fast-acting fuses

GBC

1/4" x 31/32" fast-acting German automotive fuses

See page 24 for available assortment.



Color code	Amps	Catalog no.*	Retail pack**
Yellow	5	GBC-5	—
White	8	GBC-8	BP/GBC-8-RP
Red	16	GBC-16	BP/GBC-16-RP
Blue	25	GBC-25	BP/GBC-25-RP

* 5 Fuses per pack, 10 packs per shelf carton.
** 5 Fuses per pack, 5 packs per shelf carton.

SFE

1/4" size-rejecting fast-acting automotive glass tube fuses

See pages 24 and 29 for available assortments.



Amps	Fuse length	Catalog no.*	Retail pack**
4	5/8"	SFE-4	BP/SFE-4-RP
6	3/4"	SFE-6	BP/SFE-6-RP
7-1/2	7/8"	SFE-7-1/2	—
9	7/8"	SFE-9	BP/SFE-9-RP
14	11/16"	SFE-14	BP/SFE-14-RP
20	11/4"	SFE-20	BP/SFE-20-RP
30	17/16"	SFE-30	BP/SFE-30-RP

* 5 Fuses per pack, 10 packs per shelf carton.
** 5 Fuses per pack, 5 packs per shelf carton.

AGU

13/32" x 1-1/2" fast-acting automotive glass tube fuses

Available with gold-plated end caps for high-end stereo and AV markets.



Amps	Catalog no.*	Retail pack**
Nickel-plated		
10	AGU-10	—
15	AGU-15	—
20	AGU-20	—
25	AGU-25	—
30	AGU-30	—
40	AGU-40	BP/AGU-40-RP
50	AGU-50	BP/AGU-50-RP
60	AGU-60	BP/AGU-60-RP
Gold-plated		
10	AGU-10GP	—
15	AGU-15GP	—
20	AGU-20GP	—
25	AGU-25GP	—
30	AGU-30GP	—
35	AGU-35GP	—
40	AGU-40GP	BP/AGU-40GP-RP
50	AGU-50GP	BP/AGU-50GP-RP
60	AGU-60GP	BP/AGU-60GP-RP

* 5 Fuses per pack, 10 packs per shelf carton.
** 5 Fuses per pack, 5 packs per shelf carton.

Time-delay 1/4" diameter fuses

MDA

1/4" x 1-1/4" time-delay ceramic tube fuses



Amps	Catalog no.*
1	MDA-1
1-1/2	MDA-1-1/2
2	MDA-2
2-1/2	MDA-2-1/2
3	MDA-3
4	MDA-4
5	MDA-5
6	MDA-6
7	MDA-7
8	MDA-8
10	MDA-10
12	MDA-12
15	MDA-15
20	MDA-20
25	MDA-25
30	MDA-30

* 5 Fuses per pack, 10 packs per shelf carton.

MDL

1/4" x 1-1/4" time-delay glass tube fuses

See page 48 for available assortment.



Amps	Catalog no.*	Retail pack**
1/16	MDL-1/16	—
1/8	MDL-1/8	—
1/4	MDL-1/4	BP/MDL-1/4
3/8	MDL-3/8	—
1/2	MDL-1/2	BP/MDL-1/2
3/4	MDL-3/4	—
1	MDL-1	BP/MDL-1
1-1/4	MDL-1-1/4	BP/MDL-1-1/4
1-1/2	MDL-1-1/2	BP/MDL-1-1/2
2	MDL-2	BP/MDL-2
2-1/2	MDL-2-1/2	BP/MDL-2-1/2
3	MDL-3	BP/MDL-3
3-2/10	MDL-32/10	—
3-1/2	MDL-3-1/2	—
4	MDL-4	BP/MDL-4
5	MDL-5	BP/MDL-5
6	MDL-6	BP/MDL-6
6-1/4	MDL-6-1/4	—
7	MDL-7	BP/MDL-7
7-1/2	MDL-7-1/2	—
8	MDL-8	BP/MDL-8
10	MDL-10	BP/MDL-10
12	MDL-12	—
15	MDL-15	BP/MDL-15
20	MDL-20	BP/MDL-20
25	MDL-25	BP/MDL-25
30	MDL-30	BP/MDL-30
40	MDL-40	—

* 5 Fuses per pack, 10 packs per shelf carton.
** 5 Fuses per pack, 5 packs per shelf carton.

MDQ

1/4" x 1-1/4" dual-element, time-delay glass tube fuses



Amps	Catalog no.*
2	MDQ-2
4	MDQ-4
5	MDQ-5
6	MDQ-6

* 5 Fuses per pack, 10 packs per shelf carton.

Fast-acting 5x20 mm fuses

GDA

IEC 5x20 mm high-breaking capacity fast-acting ceramic tube fuses



Amps	Catalog no.*
500 mA	GDA-500MA
630 mA	GDA-630MA
1	GDA-1A
1.25	GDA-1.25A
1.6	GDA-1.6A
2	GDA-2A
2.5	GDA-2.5A
3.15	GDA-3.15A
4	GDA-4A
5	GDA-5A
6.3	GDA-6.3A

* 5 Fuses per pack, 10 packs per shelf carton.

GDB

IEC 5x20 mm fast-acting glass tube fuses



Amps	Catalog no.*
160 mA	GDB-160MA
2	GDB-2A
4	GDB-4A
6.3	GDB-6.3A
8	GDB-8A
10	GDB-10A

* 5 Fuses per pack, 10 packs per shelf carton.

GMA

UL 5x20 mm fast-acting glass tube fuses

See page 48 for available assortments.



Amps	Catalog no.*	Retail pack**
63 mA	GMA-63MA	—
100 mA	GMA-100MA	—
125 mA	GMA-125MA	—
200 mA	GMA-200MA	BP/GMA-200MA
250 mA	GMA-250MA	BP/GMA-250MA
300 mA	GMA-300MA	—
315 mA	GMA-315MA	—
500 mA	GMA-500MA	BP/GMA-500MA
600 mA	GMA-600MA	—
750 mA	GMA-750MA	BP/GMA-750MA
800 mA	GMA-800MA	—
1	GMA-1A	BP/GMA-1A
1.25	GMA-1.25A	—
1.5	GMA-1.5A	—
1.6	GMA-1.6A	—
2	GMA-2A	BP/GMA-2A
2.5	GMA-2.5A	—
3	GMA-3A	BP/GMA-3A
3.15	GMA-3.15A	—
3.5	GMA-3.5A	—
4	GMA-4A	—
5	GMA-5A	BP/GMA-5A
6	GMA-6A	BP/GMA-6A
7	GMA-7A	BP/GMA-7A
8	GMA-8A	—
10	GMA-10A	BP/GMA-10A

* 5 Fuses per pack, 10 packs per shelf carton.
** 5 Fuses per pack, 5 packs per shelf carton.

Time-delay 5x20 mm fuses

GDC

IEC 5x20 mm time-delay glass tube fuses



Amps	Catalog no.*	Retail pack**
500 mA	GDC-500MA	—
1	GDC-1A	—
1.6	GDC-1.6A	—
2	GDC-2A	—
2.5	GDC-2.5A	—
3.15	GDC-3.15A	—
4	GDC-4A	—
5	GDC-5A	BP/GDC-5A
6.3	GDC-6.3A	—

* 5 Fuses per pack, 10 packs per shelf carton.
** 5 Fuses per pack, 5 packs per shelf carton.

GMC

UL 5x20 mm medium time-delay glass tube fuses



Amps	Catalog no.*	Retail pack**
500 mA	GMC-500MA	BP/GMC-500MA
630 mA	GMC-630MA	—
1	GMC-1A	—
1.5	GMC-1.5A	—
1.6	GMC-1.6A	—
2	GMC-2A	—
3	GMC-3A	—
3.5	GMC-3.5A	—
4	GMC-4A	—
5	GMC-5A	BP/GMC-5
6	GMC-6A	—
7	GMC-7A	BP/GMC-7

* 5 Fuses per pack, 10 packs per shelf carton.
** 5 Fuses per pack, 5 packs per shelf carton.

GMD

UL 5x20 mm medium time-delay glass tube fuses



Amps	Catalog no.*
500 mA	GMD-500 MA
1	GMD-1A
2	GMD-2A
3	GMD-3A

* 5 Fuses per pack, 10 packs per shelf carton.

GMF

Non-rejection time-delay in-line fuse with cap



Amps	Catalog no.*
2-1/2	GMF-2-1/2
2-8/10	GMF-2-8/10
3	GMF-3
3-2/10	GMF-3-2/10
4	GMF-4

* 5 Fuses per pack, 10 packs per shelf carton.

Use with HLR in-line fuse holder page 13.

Cartridge fuses are used to protect motors and branch circuits where higher amps or volt ratings are required. They are available in a wide variety of sizes, amp and volt ratings up to 600 Vac and 600 amps. Cartridge fuses are used extensively in commercial, industrial and agricultural applications as well as residential fuse panels, air conditioning, pumps, appliances and other equipment.

Cartridge fuses are available in two types. General purpose fuses have no time-delay and protect fuse panels, appliances and branch circuits. Heavy-duty fuses have a time-delay feature, allowing momentary motor startups.

Both are available in 250 Vac and 600 Vac versions with catalog symbol and amp rating stamped on the knife blade or end cap.

General purpose one-time NON and NOS

Used in lighting circuits, main panel protection and other circuits that don't contain large electric motors or inductive loads. Up to 60 amp fuses UL Listed Class K5 (IR: 50 kA). 70 to 600 A fuses UL Class H (IR: 10 kA).

Cartridge fuse dimensions - in (mm)

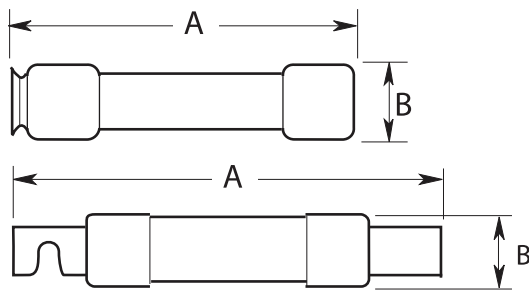
Ferrule styles*

Amp range	250 Vac		600 Vac	
	A	B	A	B
1/10-30	2 (50.8)	0.56 (14.3)	5.0 (127.0)	0.81 (20.6)
35-60	3 (76.2)	0.81 (20.6)	5.5 (139.7)	1.06 (27.0)

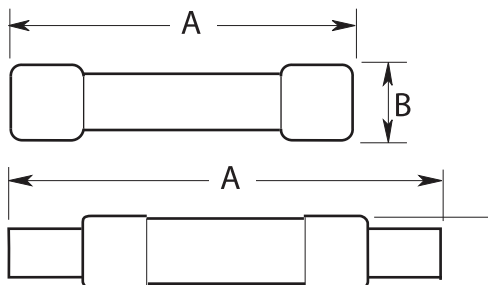
Blade styles*

Amp range	250 Vac		600 Vac	
	A	B	A	B
70-100	5.88 (149.2)	1.06 (26.9)	7.88 (200.0)	1.34 (34.0)
110-200	7.13 (181.0)	1.56 (39.6)	9.63 (244.5)	1.84 (46.7)
225-400	8.63 (219.1)	2.06 (52.3)	11.63 (295.3)	2.59 (65.8)
450-600	10.38 (263.5)	2.59 (65.8)	13.38 (339.7)	3.13 (79.5)

* NON and NOS one-time fuses do not have a rejection feature.



Class R fuses with rejection feature (FRN-R and FRS-R).



Class H fuses without rejection feature (NON/NOS and CDN/PON).

NON

250 Vac general purpose non current-limiting Class K5 and H fuses

See page 48 for available assortments and emergency kits.



35-60 A



70 A and over

Amps	Catalog no.*	Retail pack**
2	NON-2	—
3	NON-3	—
5	NON-5	—
6	NON-6	—
10	NON-10	—
15	NON-15	BP/NON-15
20	NON-20	BP/NON-20
25	NON-25	BP/NON-25
30	NON-30	BP/NON-30
35	NON-35	BP/NON-35
40	NON-40	BP/NON-40
45	NON-45	BP/NON-45
50	NON-50	BP/NON-50
60	NON-60	BP/NON-60
70	NON-70	—
80	NON-80	—
90	NON-90	—
100	NON-100	BP/NON-100
125	NON-125	—
150	NON-150	—
200	NON-200	—
250	NON-250	—
300	NON-300	—
400	NON-400	—

* Refer to packaging spec file for individual fuse packaging options.

** 70 and 100 amp fuses 1 fuse per pack, 15 to 60 amps, 2 fuses per pack, 5 packs per shelf carton.

NOS

600 Vac general purpose non current-limiting Class K5 and H fuse



Up to 60 A



70 A and over

Amps	Catalog no.
6	NOS-6
10	NOS-10
15	NOS-15
20	NOS-20
25	NOS-25
30	NOS-30
35	NOS-35
40	NOS-40
50	NOS-50
60	NOS-60
100	NOS-100
200	NOS-200

* Refer to packaging spec file for individual fuse packaging options.

Fusetron™ energy efficient FRN-R fuses

Bussmann series Fusetron cartridge fuses are 23% more energy efficient* and offer the best time-delay performance. Their dual-element feature allows closer sizing to load for superior protection of motors and transformers. These Class RK5 fuses with a 200 kA interrupting rating can be used in a broad range of applications.

When sized correctly, they help protect motors from burnout caused by overloads or single-phasing. The time-delay feature allows the initial startup current surge for typical motors to pass, but opens prior to motor burnout when longer, dangerous overloads are present. In addition, the dual-element design opens in as little as 0.004 second if the fuse experiences short-circuit conditions. All fuses are UL Listed Class R (IR: 200 kA). Groove in end cap or notch in knife blade permit the fuse to be used in only Class H, Class K or Class R fuse blocks.

* Test results are based on weighted sales volume of Fusetron and Ferraz Shawmut (Mersen) fuses by selected amp and volt rating combination. Next leading brand refers to Ferraz Shawmut based on third-party fuse market share data for a twenty-seven month period (July 2008 through September 2010).

FRN-R

250 Vac non-indicating dual-element, time-delay Class RK5 fuses

See page 48 for available assortments.



Up to 60 A



70 A and over

Amps	Catalog no.*	Retail pack**
1	FRN-R-1	—
2	FRN-R-2	—
3	FRN-R-3	—
4	FRN-R-4	—
5	FRN-R-5	—
6	FRN-R-6	—
6-1/4	FRN-R-6-1/4	—
7	FRN-R-7	—
8	FRN-R-8	—
10	FRN-R-10	BP/FRN-R-10
12	FRN-R-12	—
15	FRN-R-15	BP/FRN-R-15
17-1/2	FRN-R-17-1/2	—
20	FRN-R-20	BP/FRN-R-20
25	FRN-R-25	BP/FRN-R-25
30	FRN-R-30	BP/FRN-R-30
35	FRN-R-35	BP/FRN-R-35
40	FRN-R-40	BP/FRN-R-40
45	FRN-R-45	BP/FRN-R-45
50	FRN-R-50	BP/FRN-R-50
60	FRN-R-60	BP/FRN-R-60
70	FRN-R-70	—
75	FRN-R-75	—
80	FRN-R-80	—
90	FRN-R-90	—
100	FRN-R-100	BP/FRN-R-100
150	FRN-R-150	—
200	FRN-R-200	—

* Refer to packaging spec file for individual fuse packaging options.

** 10 to 60 amp fuses, 2 per pack; 100 amp fuse, 1 fuse per pack, 5 packs per shelf carton.

FRN-R fuses with easyID blown fuse indication

Featuring the same energy efficiency and electrical performance characteristics as their green label non-indicating versions, easyID FRN-R fuses offer consumers the additional advantage of blown fuse status that makes finding the open fuse easier and faster.

FRN-R

250 Vac indicating dual-element, time-delay Class RK5 fuses

Amps	Catalog no.*	easyID retail pack**
15	FRN-R-15ID	BP/FRN-R-15ID
20	FRN-R-20ID	BP/FRN-R-20ID
30	FRN-R-30ID	BP/FRN-R-30ID
40	FRN-R-40ID	BP/FRN-R-40ID
50	FRN-R-50ID	BP/FRN-R-50ID
60	FRN-R-60ID	BP/FRN-R-60ID


* Refer to packaging spec file for individual fuse packaging options.

** 2 Fuses per pack, 5 packs per shelf carton.

easyID blown fuse indication



Good



Indicator shows when fuse is blown

Fusetron energy efficient FRS-R fuses

These cartridge fuses are 23% more energy efficient* and offer the best time-delay performance. Their dual-element feature allows closer sizing to load for superior protection of motors and transformers. These Class RK5 fuses with a 200 kA interrupting rating can be used in a broad range of applications.

When sized correctly, they help protect motors from burnout caused by overloads or single-phasing. The time-delay feature allows the initial startup current surge for typical motors to pass, but opens prior to motor burnout when longer, dangerous overloads are present. In addition, the dual-element design opens in as little as 0.004 second if the fuse experiences short-circuit conditions. All fuses are UL Listed Class R (IR: 200 kA).

* Test results are based on weighted sales volume of Fusetron and Ferraz Shawmut (Mersen) fuses by selected amp and volt rating combination. Next leading brand refers to Ferraz Shawmut based on third-party fuse market share data for a twenty-seven month period (July 2008 through September 2010).

FRS-R

600 Vac indicating and non-indicating dual-element, time-delay Class RK5 fuses



Up to 60 A



65 A and over

Amps	Catalog no.*	With easyID indication	Retail pack**
2	FRS-R-2	—	—
3	FRS-R-3	—	—
3-1/2	FRS-R-3-1/2	—	—
4	FRS-R-4	—	—
5	FRS-R-5	—	—
6	FRS-R-6	FRS-R-6ID	—
6-1/4	FRS-R-6-1/4	FRS-R-6-1/4ID	—
7	FRS-R-7	FRS-R-7ID	—
8	FRS-R-8	FRS-R-8ID	—
10	FRS-R-10	FRS-R-10ID	—
12	FRS-R-12	FRS-R-12ID	—
15	FRS-R-15	FRS-R-15ID	BP/FRS-R-15
17-1/2	FRS-R-17-1/2	FRS-R-17-1/2ID	—
20	FRS-R-20	FRS-R-20ID	BP/FRS-R-20
25	FRS-R-25	FRS-R-25ID	—
30	FRS-R-30	FRS-R-30ID	BP/FRS-R-30
35	FRS-R-35	FRS-R-35ID	—
40	FRS-R-40	FRS-R-40ID	—
45	FRS-R-45	FRS-R-45ID	—
50	FRS-R-50	FRS-R-50ID	—
60	FRS-R-60	FRS-R-60ID	BP/FRS-R-60
70	FRS-R-70	—	—
80	FRS-R-80	—	—
90	FRS-R-90	—	—
100	FRS-R-100	—	—
125	FRS-R-125	—	—
150	FRS-R-150	—	—
175	FRS-R-175	—	—
200	FRS-R-200	—	—

* Refer to packaging spec file for individual fuse packaging options.
** 1 Fuse per pack, 5 packs per shelf carton.

CDN Type D and PON Type P CSA Certified standard code fuses



Economical fuses for a variety of applications where available short-circuit current is relatively low.

CDN

250 Vac CSA Type D time-delay fuses



Amps	Catalog no.*	Retail pack**
10	CDN10	—
12	CDN12	—
15	CDN15	BP/CDN10
20	CDN20	BP/CDN20
25	CDN25	BP/CDN25
30	CDN30	BP/CDN30
35	CDN35	BP/CDN35
40	CDN40	BP/CDN40
45	CDN45	BP/CDN45
50	CDN50	BP/CDN50
60	CDN60	BP/CDN60
100	CDN100	—
110	CDN110	—
175	CDN175	—
200	CDN200	—

* Refer to packaging spec file for individual fuse packaging options.
** 1 Fuse per pack, 5 packs per shelf carton.

PON

250 Vac CSA Type P one-time fuses



Amps	Catalog no.*	Retail pack**
15	PON15	BP/PON15
20	PON20	BP/PON20
25	PON25	BP/PON25
30	PON30	BP/PON30
35	PON35	BP/PON35
40	PON40	BP/PON40
45	PON45	BP/PON45
50	PON50	BP/PON50
60	PON60	BP/PON60

* Refer to packaging spec file for individual fuse packaging options.
** 1 Fuse per pack, 5 packs per shelf carton.

Midget fuses

Midget fuses are 13/32" x 1-1/2" cartridge fuses in a wide variety of volt and amp ratings to provide supplemental protection to industrial, commercial, agricultural, heating, ventilating and air conditioning equipment. Small size midget fuses often protect control circuit wiring, motor control transformers or small motors. The National Electrical Code® (NEC®) now requires more protection of these components creating an increased replacement demand for these fuses.

BAF

**250 Vac fast-acting
13/32" x 1-1/2" midget fuses**



Amps	Catalog no.*
1	BAF-1
3	BAF-3
5	BAF-5
6	BAF-6
10	BAF-10
15	BAF-15
20	BAF-20
25	BAF-25
30	BAF-30

* Refer to packaging spec file for individual fuse packaging options.

KTK

**600 Vac fast-acting
13/32" x 1-1/2" midget fuses**



Amps	Catalog no.*	Retail pack**
1	KTK-1	BP/KTK-1
2	KTK-2	BP/KTK-2
3	KTK-3	BP/KTK-3
4	KTK-4	—
5	KTK-5	BP/KTK-5
6	KTK-6	—
10	KTK-10	BP/KTK-10
15	KTK-15	BP/KTK-15
20	KTK-20	BP/KTK-20
25	KTK-25	—
30	KTK-30	BP/KTK-30

* 10 Fuses per shelf carton.

** 1 Fuse per pack, 5 packs per shelf carton.

Class CC fuses

The rejection Midget fuses are Class CC and are suitable for both branch circuit and supplemental protection.

KTK-R

**600 Vac fast-acting
13/32" x 1-1/2"
Class CC branch circuit fuses**



Amps	Catalog no.*
1/2	KTK-R-1/2
1	KTK-R-1
2	KTK-R-2
3	KTK-R-3
4	KTK-R-4
5	KTK-R-5
6	KTK-R-6
8	KTK-R-8
10	KTK-R-10
12	KTK-R-12
15	KTK-R-15
20	KTK-R-20
25	KTK-R-25
30	KTK-R-30

* Refer to packaging spec file for individual fuse packaging options.

Did you know? There's more

Talk to your Bussmann series sales representative about other available amp ratings.



FNM

**250 Vac time-delay
13/32" x 1-1/2" midget
fuses**

See page 48 for available assortments.



Amps	Catalog no.*	Retail pack**
1/2	FNM-1/2	—
6/10	FNM-6/10	—
1	FNM-1	—
2	FNM-2	BP/FNM-2
2-1/2	FNM-2-1/2	—
3	FNM-3	—
3-2/10	FNM-32/10	—
3-1/2	FNM-3-1/2	—
4	FNM-4	—
5	FNM-5	BP/FNM-5
6	FNM-6	—
6-1/4	FNM-6-1/4	—
7	FNM-7	—
8	FNM-8	—
9	FNM-9	—
10	FNM-10	BP/FNM-10
12	FNM-12	BP/FNM-12
15	FNM-15	BP/FNM-15
20	FNM-20	BP/FNM-20
25	FNM-25	—
30	FNM-30	BP/FNM-30

* 10 Fuses per shelf carton.

** 2 Fuses per pack, 5 packs per shelf carton.

FNQ

**500 Vac time-delay
13/32" x 1-1/2" midget fuses**



Amps	Catalog no.*
1/2	FNQ-1/2
1	FNQ-1
1-1/2	FNQ-11/2
2	FNQ-2
2-1/2	FNQ-2-1/2
3	FNQ-3
4	FNQ-4
5	FNQ-5
6	FNQ-6
7	FNQ-7
8	FNQ-8
10	FNQ-10
12	FNQ-12
15	FNQ-15
20	FNQ-20
25	FNQ-25
30	FNQ-30

* 10 Fuses per shelf carton.

FNQ-R

**600 Vac time-delay
13/32" x 1-1/2" Class CC
branch circuit fuses**



Amps	Catalog no.*
1/2	FNQ-R-1/2
1	FNQ-R-1
2	FNQ-R-2
3	FNQ-R-3
4	FNQ-R-4
5	FNQ-R-5
6	FNQ-R-6
6-1/4	FNQ-R-6-1/4
7-1/2	FNQ-R-7-1/2
8	FNQ-R-8
10	FNQ-R-10
12	FNQ-R-12
15	FNQ-R-15
20	FNQ-R-20
30	FNQ-R-30

* 10 Fuses per shelf carton.

SC

Specialty Class G rejection fuses

- 600 Vac fast-acting (1/2-6 A)
- 600 Vac time-delay (7-20 A)
- 480 Vac time-delay (25-60 A)



Amps	Fuse Length	Catalog no.*	Retail pack**
2	1.31"	SC-2	—
3	1.31"	SC-3	—
5	1.31"	SC-5	—
6	1.31"	SC-6	—
8	1.31"	SC-8	—
10	1.31"	SC-10	—
15	1.31"	SC-15	BP/SC-15
20	1.41"	SC-20	BP/SC-20
25	1.62"	SC-25	BP/SC-25
30	1.62"	SC-30	BP/SC-30
40	2.25"	SC-40	—
60	2.25"	SC-60	—

* 10 Fuses per shelf carton.

** 2 Fuses per pack, 5 packs per shelf carton.

These highly compact branch circuit fuses are used in residential, mobile home and industrial applications. They have a minimum 300 volt rating and are available up to 60 A. All SC fuses are 13/32" in diameter with varying lengths to provide a rejection feature that prevents over fusing (installing a 30 amp fuse in a 20 A circuit). One half to 6 A SC fuses are fast-acting, while 7 to 60 A SC fuses are time-delay to permit temporary overloads to pass without nuisance openings.

See page 48 for available assortment.

Plug fuses

Plug fuses thread into receptacles. Two types of threaded fuses are available: Edison base (brass) and rejection base (porcelain). The two are not interchangeable. TL and SL medium-duty fuses are regular duty fuses. T and S are heavy duty fuses for more demanding applications with high inrush currents. They feature a dual-element design that provides superior short-circuit and overload protection.

Plug fuses are often used in residential applications to protect furnace blower motors, pumps, power tools, garage door openers, etc. Edison base plug fuses for motor protection are often used in conjunction with branch circuit protection and located in a box cover unit (see page 46).

Plug fuses provide a compact and economical method to prevent electric motor damage, reduce downtime and lower maintenance costs by opening when an overload is present.

When used for residential branch circuit protection, fuses are typically located in the main fuse panel.

Edison base plug fuses

The Edison base plug fuse uses the same thread as a light bulb base. All ampacities will fit the same fuse receptacle. To help prevent overfusing a circuit — installing a fuse with a greater amp rating than the circuit can handle — it is recommended to install the correctly sized SA rejection base fuse adapter and use a correctly rated S or SL fuse.

Type BP/MB

125 Vac Edison base UL circuit breakers

For replacing Edison base plug fuses in residential fuse panels. Not for use in box cover units.

Amps	Retail pack*
15	BP/MB-15
20	BP/MB-20

* 1 Circuit breaker per pack, 5 packs per shelf carton.



Type T

125 Vac dual-element, time-delay, Edison base plug fuses

Heavy duty T fuses are used for air conditioners, furnace blower motors, swimming pool pumps, deep freezers or any circuit where motors frequently turn ON and OFF. The T plug fuse is an industrial strength and provides superior protection that will resist nuisance openings under repeated motor startups. Available in a wide amp range to permit exact sizing to motor load.



Amps	Catalog no.*	Retail pack**
1-1/4	T-1-1/4	—
1-6/10	T-1-6/10	—
3-2/10	T-3-2/10	BP/T-3-2/10
4	T-4	—
5	T-5	—
6-1/4	T-6-1/4	BP/T-6-1/4
8	T-8	BP/T-8
10	T-10	BP/T-10
12	T-12	BP/T-12
15	T-15	BP/T-15
20	T-20	BP/T-20
25	T-25	BP/T-25
30	T-30	BP/T-30

* 4 fuses per box, 25 packs per shelf carton.
** Less than 15 amps, 1 fuse per pack, 15 to 30 amps, 2 fuses per pack, 5 packs per shelf carton.

Type TL

125 Vac time-delay Edison base plug fuses

Medium duty TL fuses are used for residential motor circuits in kitchens, workshops, garages and utility rooms.

Amps	Catalog no.*	Retail box*	Retail pack**
15	TL-15	TL-15PK4	BP/TL-15
20	TL-20	TL-20PK4	BP/TL-20
25	TL-25	TL-25PK4	BP/TL-25
30	TL-30	TL-30PK4	BP/TL-30

* 4 Fuses per box.
** 3 Fuses per pack, 5 packs per shelf carton.



See page 48 for available emergency kits.

Rejection base plug fuses

The rejection base threads prevent installing a larger amp fuse, e.g., a 30 amp fuse cannot be installed in a 20 amp receptacle.

Type S

125 Vac dual-element, time-delay, rejection base plug fuses

UL and CSA heavy-duty S fuses are for use in air conditioners, furnace blower motors, swimming pool pumps, deep freezers or where motors frequently turn ON and OFF. The S rejection base plug fuse is an industrial strength product and provides superior protection that will resist nuisance openings under repeated motor startups. Available in a wide amp range to permit exact sizing to motor load.



Amps	Catalog no.*	Retail pack**
11/4	S-11/4	BP/S-11/4
16/10	S-16/10	BP/S-16/10
2	S-2	—
2-1/2	S-2-1/2	—
3-2/10	S-3-2/10	BP/S-32/10
3-1/2	S-3-1/2	—
4	S-4	—
5	S-5	—
6-1/4	S-6-1/4	BP/S-6-1/4
7	S-7	—
8	S-8	BP/S-8
10	S-10	BP/S-10
12	S-12	BP/S-12
15	S-15	BP/S-15
20	S-20	BP/S-20
25	S-25	BP/S-25
30	S-30	BP/S-30

* 4 Fuses per box.
** Less than 15 amps, 1 fuse per pack; 15 to 30 amps, 2 fuses per pack, 5 packs per shelf carton.

Type SL

125 Vac time-delay, rejection base plug fuses

SL fuses for residential motor circuits in kitchens, workshops, garages and utility rooms.

Amps	Catalog no.*	Retail box*	Retail pack**
15	SL-15	SL-15PK4	BP/SL-15
20	SL-20	SL-20PK4	BP/SL-20
25	SL-25	SL-25PK4	BP/SL-25
30	SL-30	SL-30PK4	BP/SL-30

* 4 Fuses per box.
** 3 Fuses per pack, 5 packs per shelf carton.



See page 48 for available emergency kits.

Type SA

Fustat adapters for using S and SL rejection plug fuses in Edison base sockets

SA adapters convert Edison base receptacles to accept a rejection base fuse. SA adapters limit the fuse amp rating that can be installed to protect circuits from being overfused and are available in a variety of sizes to deliver the desired fuse rejection.

Amp range	Catalog no.*	Retail pack**
1 or less	SA-1	—
1.25 or less	SA-1-1/4	—
1.6 or less	SA-1-6/10	—
3.5 to 6.25	SA-6-1/4	—
7 to 15	SA-15	BP/SA-15
20	SA-20	BP/SA-20
20 to 30	SA-30	BP/SA-30

* 4 SA Adapters per box.
** 3 SA Adapters per pack, 5 packs per shelf carton.



See page 48 for available assortment.

CSA Edison base plug fuses

The base is the same as a light bulb base. All sizes fit the same fuse receptacle.



Type TC

125 Vac CSA Type D dual-element time-delay Edison base plug fuses

Heavy duty TC fuses are used for residential motor circuits in kitchens, workshops, garages and utility rooms.



See page 48 for available emergency kits.

Amps	Retail box*	Retail pack**
15	TC-15PK4	BP/TC-15
20	TC-20PK4	BP/TC-20
25	TC-25PK4	BP/TC-25
30	TC-30PK4	BP/TC-30

* 4 Fuses per box.
** 2 Fuses per pack, 5 packs per shelf carton.

Type P

125 Vac CSA Type P dual-element one-time Edison base plug fuses

Medium-duty P fuses are used for non-inductive loads such as lighting and heating circuits.



See page 48 for available emergency kits.

Amps	Retail box*	Retail pack**
15	P-15PK4	BP/P-15
20	P-20PK4	BP/P-20
25	P-25PK4	BP/P-25
30	P-30PK4	BP/P-30

* 4 Fuses per box.
** 2 Fuses per pack, 5 packs per shelf carton.

Type CP/MB

125 Vac CSA Edison base circuit breakers

For replacing Edison base plug fuses in residential fuse panels. Not for use in box cover units.

Amps	Retail pack*
15	CP/MB-15
20	CP/MB-20

* 1 Circuit breaker per pack, 5 packs per shelf carton.



Box cover units

For supplemental circuit and small motor protection

Box cover units are available in a variety of styles that fit standard electrical boxes, to provide an efficient and economical method to protect motors from overloads. Often, branch circuit protection cannot protect small motors, e.g., a 6-1/4 amp rated motor will likely burn up before a 30 amp breaker trips. A box cover unit permits using a fuse sized close to the motor's load so that it opens when the motor draws too much current.



SOU

SRU


SSU



SSY



SSY-RL



STY *



SSN

Catalog no*	Retail pack**	Max Hp/volts/amps	Box type	Description
SOU	BP/SOU	3/4 Hp/125 Vac/15 A	2-1/4" handy	Fuse holder only
SRU	BP/SRU	1/2 Hp/125 Vac/15 A	2-1/4" handy	Fuse holder/ three-prong receptacle
SSN	—	1/2 Hp/125 Vac/15 A	Single gang	Weatherproof fuse holder/switch
SSU	BP/SSU	1/2 Hp/125 Vac/15 A	2-1/4" handy	Fuse holder/switch
SSY	BP/SSY†	1/2 Hp/125 Vac/15 A	4" square	Fuse holder/switch
SSY-RL	—	1/2 Hp/125 Vac/15 A	4" square	Fuse holder/switch, three-prong receptacle and switch light
STY	—	1/2 Hp/125 Vac/15 A	4" square	Twin fuse holders/double pole switch

* 1 Box cover unit per pack, 10 packs per shelf carton.
 ** 1 Box cover unit per pack, 3 packs per shelf carton.
 † 1 Box cover unit per pack, 2 packs per shelf carton.

* Double pole switch opens both sides of the circuit. Can be used for two separate motors with common switch or a single motor (3/4 Hp, 250 Vac max.)

SurgePOD™ PRO Type 1 power surge protective device

The value Type 1 SPD for sensitive residential applications

- Type 1 UL and cULus Listed 1449 4th Edition SPD is easily installed on the loadside or lineside of the service entrance overcurrent protective device.
- For 240 Vac, split-phase electrical systems.
- 200 kA SCCR.
- Compact UV resistant NEMA 4X enclosure for indoor or outdoor applications.
- easyID LED status indicators provide surge protection status at a glance.
- Voltage specific model protects electrical systems, equipment, appliances and consumer electronics better than "One-Size-Fits-All" economy SPDs.
- Two-year warranty (see warranty statement 3A1502 for details).
- Thermal disconnect MOV technology eliminates the need for additional fusing.

See data sheet No. 10033 for technical specifications.

Retail pack*	System voltage	Description
RB-SPP-240PN	240 Vac	Split-phase, 3 wire, 3 connection points

* 1 SurgePOD PRO per pack, 4 packs per master carton.



Automotive blade and glass tube fuse pullers and testers

Remove automotive fuses quickly and easily with the FP-A3 fuse puller. The innovative tool design lets you remove or install both blade-type and glass fuses.

The FT-3 combination fuse tester/puller is designed for easy one-handed testing of glass and blade fuses. Light glows when fuse is good.

Cartridge fuse pullers

Bussmann series cartridge fuse pullers are heavy-duty tools for safely removing fuses from their blocks. Can be used with all cartridge fuses matching fuse diameter range.

Catalog no.*	Retail pack**	Description
Automotive fuse pullers		
FP-A3	BP/FP-A3-RP	Fuse puller only
—	BP/FT-2	Fuse tester only
FT-3	BP/FT-3-RP	Fuse puller and tester
Cartridge fuse pullers		
FP-2	BP/FP-2	Puller - 1 to 60 A (13/32" to 1-3/16" Dia.)
FP-3	BP/FP-3	Puller - 70 to 200 A (1" to 1-1/4" Dia.)
FP-4	—	Puller - 225 to 600 A (1-3/4" to 2-1/2" Dia.)
FP-6	—	Puller - 0 to 60 A Class T fuses

* FP-A3 and FT-3, 1 fuse puller per pack, 10 packs per shelf carton.
 ** 1 Fuse puller per pack, 5 packs per shelf carton.




NON and FRN-R 250 volt fuse reducers

Fuse reducers allow a smaller size fuse to be installed in a fuse block intended for a larger fuse. For example: a 30 amp fuse is two inches long and will not fit into a 60 amp fuse block (which is three inches between clips). A NO.263 reducer installed on the fuse permits it to be installed in a 60 amp fuse block. Reducers are particularly useful when equipment is being converted. Proper protection can be maintained without the expense of replacing the fuse block. Catalog numbers with the "-R" suffix (NO.263-R) fit rejection Class R fuse blocks. Consult your Bussmann™ series sales rep or distributor for 600 volt and Class J reducers.

Catalog no.*	Fuse block size (amps)	Fuse size (amps)
NON 250 Vac Class H reducers		
NO.263	60	30
FRN-R 250 Vac Class R reducers		
NO.263-R	60	30
NO.216-R	100	60
NO.2621-R	200	100

*10 Fuse reducers per shelf carton.



Retail hardware fuse assortments

Popular fuse assortments and kits to meet the needs of residential circuit protection.

- BP/ABC-A** Microwave oven fuse assortment, ABC-10, (2)15 and (2)20 A
- BP/FNM-AH** High amp FNM cartridge fuse assortment: FNM-15 and 20 A
- BP/FNM-AL** Low amp FNM cartridge fuse assortment: FNM-5 and 10 A
- BP/FRN-AH** High amp FRN-R Class RK5 fuse assortment: FRN-R-35 and 50 A
- BP/FRN-AL** Low amp FRN-R Class RK5 fuse assortment: FRN-R-15 and 25 A
- BP/GMA-AH** High amp GMA electronic glass tube fuse assortment: two each GMA-3, 5 and 6 A
- BP/GMA-AL** Low amp GMA electronic glass tube fuse assortment: two each GMA-500 MA, 1 and 2 A
- BP/MDL-AL** Low amp MDL electronic glass tube fuse assortment: one each MDL-1/2, 1, 2, 3, 5
- BP/NON-AL** Low amp NON cartridge fuse assortment: NON-15 and 25 A
- BP/SA-A** Fustat rejection base plug fuse adapter assortment: SA-15 and 20 A
- BP/SC-A** SC Class G fuse assortment: SC-15 and 20 A
- HEF-1** Mobile phone, electronic equipment and stereos assortment: (2)AGC-1, (1)2 and (2)3 A.
- HEF-2** Computers and peripherals assortment: MDL-1/2, 1 and 2 A; GDC-1 and 2 A

Retail hardware fuse emergency kits

- NON-EK** NON cartridge fuse kit: 20, (2)30, 40 and (2)60 A and FT-2 fuse tester
- SL-EK** SL rejection base plug Fuse kit: (3)15, (2)20 and 30 A and FT-3 fuse tester/puller
- TL-EK** TL Edison base plug fuse kit: 15, (2)20 and (3)30 A and FT-3 fuse tester/puller
- TC-EK** CSA Type D Edison base plug fuse kit: (3)15, (1)20, (2)30 A and FT-3 fuse tester/puller
- P-EK** CSA Type P Edison base plug fuse kit: (3)15, (1)20, (2)30 A and FT-3 fuse tester/puller

Retail hardware holiday light fuses

Useful year-round, these fuses come in handy for keeping the lights on and the festivities going strong.

Year-round holiday and party light fuses

- BP/MAS-3A*** MAS 3x10 mm fast-acting 3 amp fuses. Five fuses per pack.
 - BP/GMA-5A*** GMA 5x20 mm fast-acting 5 amp fuses. Two fuses per pack.
 - BP/MAS-3A-CS** One carton of 10 BP/MAS-3A with clip strip included.
- *Five packs per shelf pack.

Christmas light counter displays with two clip strips*

- BP/GMA-5XM** GMA 5x20 mm fast-acting 5 amp fuses. Five fuses per pack.
 - BP/MAS-3X5** MAS 3x10 mm fast-acting 3 amp fuses. Five fuses per pack.
 - BP/AGX-7X5** AGX 1/4" x 1-1/4" fast-acting 7 amp fuses. Five fuses per pack.
 - BP/XMAS-6F Assortment** GLH-7, AGX-7, (2)GMA-5 and MAS-3 A fuses. Total five fuses per pack.
- *20 Packs per display.

20-pack counter display with clip strips




BP/GMA-5XM



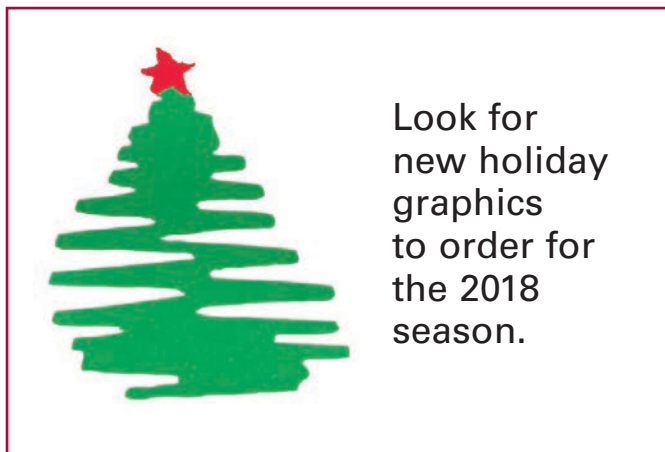
BP/MAS-3X5



BP/MAS-3A



BP/GMA-5A



Look for new holiday graphics to order for the 2018 season.

Retail hardware Plan-O-Gram

Color-coded packaging for fast, easy product selection.
Fits standard three-foot wide gondola.

Visual categorization

- Color-coded Bussmann series retail packaging.
- Fast and easy product identification.
- Provides increased shopability and faster merchandising.

Merchandising ease

- Retail set is simple and straightforward.
- Color-coding encourages return of product to correct gondola peg.
- Reduces need for assistance by store personnel.

Consumer friendly

- Fuse center is easily located.
- Point-of-sale identifies fuse types.
- Package color codes identify product category.



3FTHDWR-TAGS UPC reorder tags.



3FTHDWR-KIT.
Peg hooks and gondola not included.

Catalog no.	Description
3FTHDWR-KIT	Three foot hardware/electrical SKU prepak. Prepak includes header and reorder tags for all SKUs.
3FTHDWR-TAGS	Replacement set of UPC reorder tags for the 3FTHDWR-KIT. Allows for creating a custom Plan-O-Gram. Order tags through your Eaton Bussmann series rep.

For details on hardware Plan-O-Gram product SKUs, visit Eaton.com/BussmannConsumerPOG



**New hardware
Plan-O-Gram
coming in 2017**

Fuse type	Catalog symbol	Class	Constuction/ size	Volts	Amps	IR	Type	Agency file information				
								UL List	UL Rec	SAE	RoHS	CSA
	ATL	—	3-leg micro blade fuse	32 Vdc	5-15	1 kA	Fast-acting	—	—	—	X	—
Blade <small>*easyID illuminating version</small>	ATM/ATM-_ID*	—	Miniature blade fuse	32 Vdc	1-30	1 kA	Fast-acting	AU 169 2-30 A non- indicating ATM	—	—	X	—
	ATM_LP	—		32 Vdc	2-30	1 kA	Fast-acting	—	—	—	X	—
	ATC/ATC-_ID*	—		32 Vdc	1-40	1 kA	Fast-acting	—	E56412	J1284	X	—
	ATR	—		32 Vdc	5-30	1 kA	Fast-acting	—	—	—	X	—
	MAX/MAX-_ID*	—		32 Vdc	20-100	1 kA	Fast-acting	—	—	—	X	—
		ABC	—	1/4" x 1-1/4" ceramic	250 Vdc	1/4-1 1-1/2-3 4-10 12-15 20 25-30	35 A 100 A 200 A 750 A 400 A 200 A	Fast-acting	E19180, 1/4-15 A	E19180, 18-30 A	—	X
	AGA	—	1/4" x 5/8"	125 Vac 125 Vac 32 Vac	1-1-1/2 2-5 6-30	10 kA 200 kA 1 kA	Fast-acting	E19180, 0-3 1/2 A	JDYX2, 12-30 A	—	—	—
	AGC	—	1/4" x 1-1/4"	250 Vac 250 Vac 250 Vac 32 Vac 32 Vac 32 Vac	1/20-1 1-1/4-3 4-10 12-30 35 40-50	35 A 100 A 200 A 1 kA 70 A 80 A	Fast-acting	E19180, 0-10 A	E19180, 12-30 A	—	X	053787, 1/20-30 A
	AGU AGU-(amp)GP	Midget	Glass tube ferrule 13/32" x 1-1/2"	250 Vac 32 Vac	1-3 A 4-60 A	10 kA 10 KA	Fast-acting	—	—	—	—	—
	AGW	—	1/4" x 7/8"	32 Vac	1-30 A	1 kA	Fast-acting	—	—	—	—	—
	AGX	—	1/4" x 1-1/4"	250 Vac 250 Vac 125 Vac 125 Vac 32 Vac	1/500-1/2 A 3/4-2 A 2-1/2-5 A 6-7 A 8-30 A	35 A 100 A 100 A 1 kA 1 kA	Fast-acting	E19180, 0-10 A	E19180, 15-30 A	—	X	53787, 15-30 A
Glass tube	GBB	—	1/4" x 1-1/4" ceramic	250 Vac 125 Vac	1-30 A 1-15 A	200 kA 10 kA	Fast-acting	—	E56412, 1-30 A, 125 Vdc/ 250 Vac	—	X	53787, 1-30 A, 125 Vdc/ 250 Vac
	GBC	—	1/4" x 31/32"	32 V	5-25 A	—	Fast-acting	—	—	—	—	—
	GDA	—	5 x 20 mm ceramic	250 Vac	50 mA-6.3 A	1.5 kA	Fast-acting	—	E19180	—	X	53787
	GDB	—	5 x 20 mm	250 Vac	32 mA-16 A	35 A	Fast-acting	—	E19180	—	—	—
	GDC	—	5 x 20 mm	250 Vac	32 mA-6.3 A	35 A	Fast-acting	—	E19180	—	—	—
	GMA	—	5 x 20 mm	250 Vac 250 Vac 125 Vac 125 Vac 125 Vac	32 mA-1 A 1.2-3 A 3.15-6 A 7-10 A 15 A	35 A 100 A 1 kA 200 A 150 A	Fast-acting	E19180, 0-6 A	E19180, 7-15 A	—	X	53787, 0-6 A
	GMC	—	5 x 20 mm	250 Vac 250 Vac 125 Vac 125 Vac	63 mA-1 A 1.25-3.15 A 3.5-6.3 A 7-10 A	35 A 100 A 10 kA 200 kA	Time-delay	E19180, 0-6.3 A	E19180, 7-8 A	—	X	53787, 0-6.3 A
	GMD	—	5 x 20 mm	250 Vac 250 Vac	125 mA-3 A 4 A	100 A 200 A	Time-delay	E19180, 125 mA-3 A	E19180, 4 A	—	X	53787, 0-4 A
	MDA	—	1/4" x 1-1/4" ceramic	250 Vac 250 Vac 250 Vac 125 Vac	1/4-1 A 1 1/2-2 A 2 1/2-10 A 12-15 A 20-30 A	35 A 100 A 200 A 750 A 1.5 kA	Time-delay	E19180, 0-20 A	E19180, 25-30 A	—	X	1422-30, 25-30 A

Fuse type	Catalog symbol	Class	Constuction/ size	Volts	Amps	IR	Type	Agency file information				
								UL List	UL Rec	SAE	RoHS	CSA
Glass tube	MDL	—	1/4" x 1-1/4"	250 Vac 250 Vac 250 Vac 32 Vac	1/16-1 A 1 1/4-3 A 4-8 A 9-40 A	35 A 100 A 200 A 1 kA	Time-delay	E19180, 1/16-8 A	E19180, 9-30 A	—	X	E19180, 1/16-8 A
	MDQ	—	1/4" x 1-1/4"	250 Vac 250 Vac 250 Vac 32 Vac	1/16-1 A 1 1/4-3 A 4-7 A 8-30 A	35 A 100 A 200 A 1 kA	Time-delay	E19180, 1/16-7 A	E19180, 7.1-30 A	—	—	47233, 1/16-7 A
	SFE	—	1/4" x various length	32 V	4-30 A	—	Fast-acting	AU169	—	—	X	—
High amp <small>*easyID illuminating version</small>	AMG	—	Bolt-in fuse	32 Vdc	80-500 A	1 kA	—	—	—	—	X	—
	AMI	—	Bolt-in fuse	32 Vdc	30-200 A	2 kA	—	—	—	—	X	—
	CBBF	—	Bolt-in	58 Vdc	30-300 A	2 kA	—	—	—	—	—	—
	FMM	—	Micro FMX fuse	32 Vdc	15-40 A	1 kA	Time-delay	—	—	—	X	—
	FMX, FMX_ID* Female Maxi	—	6 mm blade on 5.5 mm centers	32 Vdc	20-60 A	1 kA	Time-delay	—	—	—	X	—
	FMX_LP Low-profile FMXfuse	—	Low-profile 6 mm blade on 5.5 mm centers	58 Vdc	20-60 A	1 kA @ 32 Vdc	Time-delay	—	—	—	—	—
	MPF MPF2	—	Multi-amp	32 Vdc 58 Vdc	30-60 A 20-50 A	1 kA 1 kA	— —	— —	— —	— —	X X	— —
Current limiters	ANN	—	Bolt-in fuse 2.44 mm blade centers	125 Vac/ 80 Vdc	10 to 800 A	2.5 kA Vac 2.7 kA Vdc	Very fast-acting	—	E56412	—	X	53787
	ANL	—	Bolt-in fuse 2.44 mm blade centers	32 Vac/ 80 Vdc	35 to 750 A	6 kA Vac 2.7 kA Vdc	Non time-delay	—	E56412	—	X	53787
Auto cartridge fuses	FLB	—	Bolt mount	32 Vdc	30-140 A	10 kA	—	—	—	—	X	—
	FLD	—	Bolt mount	32 Vdc	30-140 A	10 kA	—	—	—	—	X	—
	FLF	—	Female terminals	32 Vdc	20-60 A	10 kA	—	—	—	—	X	—
	FLG	—	Female terminals	32 Vdc	50-80 A	10 kA	—	—	—	—	X	—
	FLM	—	Male terminals	32 Vdc	30-120 A	10 kA	—	—	—	—	X	—
	FLN	—	Female terminals with lock tab	32 Vdc	25-30 A	10 kA	—	—	—	—	X	—
FLS	—	Female mini terminals	32 Vdc	30-40 A	10 kA	—	—	—	—	X	—	
Battery terminal fuses	BTF	—	Multi-amp	32 Vdc	80-250 A	1 kA	—	—	—	—	X	—

Circuit breakers	Catalog symbol	SAE type	Constuction/ size	Volts	Amps	IR	Type	Agency file information				
								UL List	UL Rec	SAE	RoHS	CSA
ATM footprint	CB211	I	ATM footprint	14 Vdc	7-1/2-30 A 15 A 20 A 25-30 A	150 A 225 A 300 A 450 A	Automatic	—	—	J553	—	—
	CB212	II	ATM footprint	14 Vdc	7-1/2-30 A 15 A 20 A 25-30 A	150 A 225 A 300 A 450 A	Modified	—	—	J553	—	—
	CB220S	II	ATM offset footprint	14 Vdc	5-10 A 15 A 20 A 25-30 A	150 A 225 A 300 A 450 A	Modified	—	—	J553 J1171	—	—
	CB2230S	III	ATM offset footprint	28 Vdc	5-10 A 15 A 20 A 25-30 A	150 A 225 A 300 A 450 A	Manual	—	—	J553 J1171	—	—
	CB233	III	ATM footprint	28 Vdc	5-10 A 15 A 20 A 25-30 A	100 A 150 A 200 A 300 A	Manual	—	—	J553	—	—
	MMB	I	ATM footprint	12 Vdc	15-20 A	300 A	Automatic	—	—	J553	—	—

Circuit breakers	Catalog symbol	SAE type	Constuction/size	Volts	Amps	IR	Type	Agency file information				
								UL List	UL Rec	SAE	RoHS	CSA
ATC footprint	ACB	I	ATC footprint	—	—	—	Automatic	—	—	—	—	—
	CB221	I	ATC footprint	14 Vdc	7-1/2-30 A	150 A	Automatic	—	—	—	—	—
	CB222	II	ATC footprint	12 Vdc	10-30 A	150 A	Modified	—	—	J553,	—	—
	CB223	III	ATC footprint	28 Vdc	7-1/2-30 A	150 A	Manual	—	—	JH71	—	—
	CB227	III	ATC footprint/ color coded	28 Vdc	5-30 A	2 kA	Manual	—	—	—	—	—
	CBB-30	II	ATC footprint	24 Vdc	30 A	—	Modified	—	—	J553	—	—
	CCB-25	I	ATC footprint	—	25 A	—	Automatic	—	—	J553	—	—
	FCB-20	II	ATC footprint	14.5 Vdc	20 A	—	Modified	—	—	J553	—	—
UCB	I	ATC footprint/ color coded	12 Vdc	6-30 A	—	Automatic	—	—	J553	—	—	
MAXI footprint	CB1911	I	MAX footprint	14 Vdc	10-50 A	150 A*	Automatic	—	—	J553	—	—
	CB1921	II	MAX footprint	12 Vdc	10-30 A	150 A	Modified	—	—	J553	—	—
Glass tube	CBF	II	1/4" x 1-1/4"	12 Vdc	6-40 A	—	Modified	—	—	—	—	—
Stud terminal	CB123-(amp)B	III	10-32 studs 0.69" centers	28 Vdc	10-50 A	1.5 kA@12 Vdc	Manual	—	—	J553, J1171	—	—
	CB123-(amp)HB	III	10-32 studs 0.69" centers	28 Vdc	10-50 A	1.5 kA@12 Vdc	Manual	—	—	J553, J1171	—	—
	CBC	I	10-32 studs 0.69" centers	14 Vdc	8-50 A	1.5 kA	Automatic	—	—	J553, J1171	—	—
	CBC-(amp)B	I	10-32 studs 0.69" centers	14 Vdc	8-50 A	1.5 kA	Automatic	—	—	J553, J1171	—	—
	CBC-(amp)BWP	I	10-32 studs 0.69" centers	12 Vdc	20-30 A	1.5 kA	Automatic	—	—	J553, J1171	—	—
	CBC-(amp)HB	I	10-32 studs 0.69" centers	14 Vdc	10-50 A	1.5 kA	Automatic	—	—	J553, J1171	—	—
	CBP-(amp)BA	I	10-32 studs 0.69" centers	14 Vdc	20-50 A	1.5 kA	Automatic	—	—	J553, J1171	—	—
Panel mount	CB174	III	1/4" quick-connect terminals	250 Vac/ 32 Vdc	10-30 A	200 A	Manual	—	—	—	—	—
Quick connect	CBT-(amp)M	II	1/4" quick-connect terminals	—	10-30 A	—	Modified	—	—	—	—	—
	CBT-(amp)N	II	1/4" quick-connect terminals	—	10-30 A	—	Modified	—	—	—	—	—
	CBU-6	I	1/4" quick-connect terminals	—	6 A	—	Automatic	—	—	—	—	—
	CBU-30B	I	1/4" quick-connect terminals	—	30 A	—	Automatic	—	—	—	—	—
High amp	CB181F	I	Flush-mt. water- proof 1/4-28 stud	30 Vdc	60-150 A	3 kA	Automatic	—	—	J553, J1171	X	—
	CB184F	III	Flush-mt. water- proof 1/4-28 stud	48 Vdc	25-150 A	3 kA	Manual	—	—	J553, J1171	X	—
	CB185	III	Flush-mt. water- proof 1/4-28 stud	48 Vdc	25-150 A	3 kA	Manual	—	—	J553, J1171	—	—
	CB185P	III	Flush-mt. water- proof 1/4-28 stud	48 Vdc	25-150 A	3 kA	Manual	—	—	J553, J1171	X	—
	CB187F	III	Panel-mt. weatherproof 5/16-18 stud	48 Vdc	25-200 A	5 kA@ 12 Vdc	Manual	—	—	J553, J1171	—	—
	CB187P	III	Panel-mt. weatherproof 5/16-18 stud	48 Vdc	25-150 A	5 kA@ 12 Vdc	Manual	—	—	J553, J1171	X	—
	CB251	I	Panel-mt. weatherproof 10-32 stud	32 Vdc	10-50 A	2.5 kA	Automatic	—	—	J553, J1171	—	—
	CB255	III	Panel-mt. weatherproof 10-32 stud	32 Vdc	10-50 A	2.5 kA	Manual	—	—	J553, J1171	—	—
	CB285	III	Flush-mt. water- proof M6 stud	42 Vdc	30-150 A	2.5 kA	Manual	—	—	J553, J1171	—	—

* Interrupting rating varies with circuit breaker amp rating.






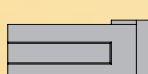

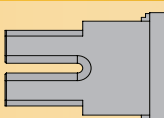

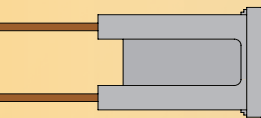
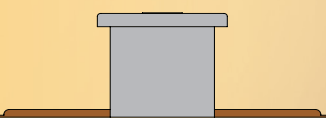




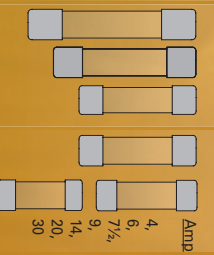
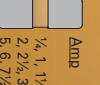
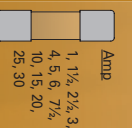
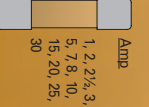

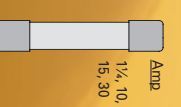
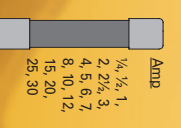
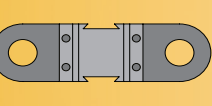
Fuse type	Catalog symbol	Class	Constuction/ size	Volts	Amps	IR	Type	Agency file information					
								UL List	UL Rec	SAE	RoHS	CSA	
Plug	TL	—	Edison thread base	125 Vac	15-30 A	10 kA	Time-delay	E12112	—	—	—	—	
	T	—	Edison thread base	125 Vac	3/16-30 A	10 kA	Heavy-duty time-delay	E56412, 0-6-1/4 A E12112 7-30 A	—	—	—	53787	
	TC	CSA Type D	Edison thread base	125 Vac	15-30 A	—	Dual-element time-delay	—	—	—	—	53787	
	P	CSA Type P	Edison thread base	125 Vac	15-30 A	—	General purpose	—	—	—	—	53787	
	SL	—	Rejection thread base	125 Vac	15-30 A	10 kA	Time-delay	E12112	—	—	—	—	
	S	—	Rejection thread base	125 Vac	1/4-30 A	10 kA	Heavy-duty time-delay	E56412, 0-6-1/4 A E12112 7-30 A	—	—	—	—	53787
Cartridge <small>*easyID illuminating version</small>	BAF	Midget	13/32" x 1-1/2" ferrule	250 Vdc	2/10-1 A	35 kA	Fast-acting	E19180	—	—	X	53787	
				250 Vdc	1 1/2-2 1/2 A	100 kA	Fast-acting						
				250 Vdc	3-9 A	200 kA	Fast-acting						
				250 Vdc	10-15 A	750 kA	Fast-acting						
	CDN	CSA Type D	Blade style	250 Vac	1-60 A	10 kA	Gen. Purpose	—	—	—	—	C22.2, No.59.1	
				250 Vac	70-600 A	10 kA	Time-delay						
	FNM	Midget	13/32" x 1-1/2" ferrule	250 Vac	1/10-1 A	35 kA	Time-delay	E19180	—	—	X	53787	
				250 Vac	1 1/8-3 1/2 A	100 A							
				250 Vac	4-10 A	200 A							
	Cartridge <small>*easyID illuminating version</small>	FNO	Midget	13/32" x 1-1/2" ferrule	500 Vac	1/10-30 A	10 kA	Time-delay	E19180	—	—	X	53787
					600 Vac	1/4-30 A	200 kA	Time-delay	E4273	—	—	X	53787
		FRN-R	RK5	Blade style	250 Vac	1/10-60 A	200 kA	Time-delay	E4273	—	—	—	53787
					250 Vac	70-600 A	200 kA						
		FRS-R	RK5	Blade style	600 Vac	1/16-60 A	200 kA	Time-delay	E4273	—	—	—	53787
					600 Vac	65-600 A	200 kA						
		JJN	T	Blade style	300 Vac	110-400 A	200 kA	Very fast-acting	E4273	—	—	X	53787
		KTK	Midget	13/32" x 1-1/2" ferrule	600 Vac	1/10-30 A	100 kA	Fast-acting	E19180	—	—	X	53787
KTK-R		CC	13/32" x 1-1/2" ferrule	600 Vac	1/10-30 A	200 kA	Fast-acting	E4273	—	—	X	53787	
NON		K5 H	Blade style	250 Vac	1/8-60 A	50 kA	General Purpose	E4273	—	—	—	53787	
				250 Vac	65-600 A	10 kA							
NOS		K5 H	Blade style	600 Vac	1-60 A	50 kA	General Purpose	E4273	—	—	—	53787	
				600 Vac	70-600 A	10 kA							
PON		CSA Type P	Blade style	250 Vac	1-60 A	10 kA	General Purpose	—	—	—	—	C22.2, No.59.1	
				250 Vac	70-600 A	10 kA							
SC	G	13/32" x 15/16" ferrule	600 Vac	1-6 A	100 kA	Fast-acting	E4273	—	—	x	53787		
			600 Vac	7-15 A	100 kA	Time-delay							
			600 Vac	20 A	100 kA	Time-delay							
			480 Vac	25-30 A	100 kA	Time-delay							
			480 Vac	35-60 A	100 kA	Time-delay							
Circuit breakers	Catalog symbol	Constuction/ size	Volts	Amps	IR	Reset type	Agency file information						
							UL List	UL Rec	RoHS	CSA			
	BP/MB	Edison base plug thread	125 Vac	15 and 20 A	—	Manual	E14942	—	—	—	—		
	CP/MB	Edison base plug thread CSA version	125 Vac	15 and 20 A	—	Manual	—	—	—	—	013089		

Catalog no.	Page	Catalog no.	Page	Catalog no.	Page	Catalog no.	Page	Catalog no.	Page
12023A	33	BP/AGX-A8-RP	24	BP/KTK_	42	CDY10TRY_	27, 28	NO.24	25
12040816	17	BP/AMG-_RP	11	BP/MAS-3A	48	CDY5TRY_	27, 28	NO.243	23
12135072	16	BP/ATC_ID	8	BP/MAS-3A-CS	48	CP/MB_	45	NO.244	23
12135171	16	BP/ATC-_RP	7	BP/MAS-3X5	48	D9AB-14526-BA	17	NO.246	23
13023A	33	BP/ATC-A5-RP	25	BP/MAX_ID	8	DIA-1	25	NO.2621-R	47
1314A	32	BP/ATC-AH8-RPP	25	BP/MAX-_RP	7	DIA-2	25	NO.263	47
1315A	32	BP/ATC-AID	8, 25	BP/MB_	44	DIA-3	25	NO.263-R	47
15600-_20	14	BP/ATC-AL8-RP	25	BP/MDL_	31, 37	FCB-20	17	NO.290	27
15600-_21	14	BP/ATC-FHID	12	BP/MDL-AL	48	FLB_	10	NO.43	25
15968-1	22	BP/ATC-TAP-RP	13	BP/NON_	39	FLD_	10	NO.44	25
24023A	33	BP/ATL-A4-RPP	25	BP/NON-AL	48	FLF_	10	NO.45	26
3FTHDWR-KIT	49	BP/ATM_ID	8	BP/P_	45	FLG_	10	NO.455	23
3FTHDWR-TAGS	49	BP/ATM_LP-RP	7	BP/PON_	41	FLM_	10	NO.468	23
4527053	17	BP/ATM-_RP	7	BP/S_	45	FLN_	10	NO.470	23
4FTAUTO-KIT	29	BP/ATM-A5-RP	25	BP/S-_RP	14	FLS_	10	NO.487	23
4FTAUTO-TAGS	29	BP/ATM-A6LP-RP	25	BP/SA_	45	FMM_	9	NO.53	25
702	33	BP/ATM-A8-RP	25	BP/SA-A	48	FMX_	9	NO.535	23
9523A	33	BP/ATM-AH8-RPP	25	BP/SC_	43	FMX_LP	9	NO.550	23
ABC_	36	BP/ATM-AID	8, 25	BP/SC-A	48	FNM_	43	NO.552	23
ACB-20	17	BP/ATM-AL8-RP	25	BP/SDA	22	FNO_	43	NO.575	23
AFC-225	29	BP/ATM-FHID	12	BP/SDN	22	FNQ-R_	43	NO.577	23
AFC-90	29	BP/ATM-TAP-RP	13	BP/SFE-_RP	37	FP-2	47	NO.60LP	26
AGA_	36	BP/ATR-_RP	7	BP/SFE-AH6-RP	24	FP-3	47	NO.64	25
AGC_	36	BP/ATR-A7-RPP	25	BP/SFE-AL6-RP	24	FP-4	47	NO.726	23
AGC-EK	24	BP/BMS_	22	BP/SL_	45	FP-6	47	NO.727	23
AGU_	37	BP/C1938	21	BP/SOU	46	FP-A3	47	NO.727-LED	23
AGU_GP	37	BP/C5237_BC	21	BP/SRA	22	FRN-R_	40	NO.750-LED	23
AGW_	36	BP/CB185_	31	BP/SRB	22	FRN-R_ID	40	NO.756	23
AGX_	36	BP/CB_HB-CVR	19, 32	BP/SRG	22	FRS-R_	41	NO.757	23
AMG_	11	BP/CB211-_RP	16	BP/SRN	22	FRS-R_ID	41	NO.758	23
AMI_	11	BP/CBB-30-RP	17	BP/SRR	22	FT-3	47	NO.758-LED	22
ANL_	15	BP/CBC_B-RP	18	BP/SRU	46	FUSE-CADDY1	27, 28	NO.759	23
ANN_	15	BP/CBC_HB-RP	19, 32	BP/SSU	46	FUSE-CADDY2	27, 28	NO.760	23
ATC_	7	BP/CBF_ RP	18	BP/SSY	46	GBB-_R	36	NO.760-LED	23
ATC_RLD	7, 29	BP/CBP_BA-RP	19	BP/STA	22	GBC_	37	NO.761	23
ATC-FHID	12	BP/CDN_	41	BP/STB	22	GDA-_A	38	NO.762	23
ATC-FP-AID	8, 25	BP/FB_	14	BP/STC	22	GDB-_A	38	NO.762-LED	23
ATC-ID-SK	8, 25	BP/FCB-20	17	BP/STE	22	GDC-_A	38	NO.763	23
ATL_	7	BP/FL-14	15	BP/STF	22	GMA-_A	38	NO.764	23
ATM_	7	BP/FL-16	15	BP/STG	22	GMC-_A	38	NO.80	25
ATM_LP	7	BP/FLB-_RP	10	BP/STJ	22	GMD-_A	38	NO.850	23
ATM_RLD	7, 29	BP/FLD-_RP	10	BP/STK	22	HEF-1	48	NO.852	23
ATM-FHID	12	BP/FLF_ RP	10	BP/STN	22	HEF-2	48	NO.95BK	26
ATM-FMX-EK	25	BP/FLG-_RP	10	BP/STR	22	HFA	13	NON_	39
ATM-FP-AID	8, 25	BP/FLM_ RP	10	BP/STT	22	HFB-R	13	NON-EK	48
ATM-ID-SK	8	BP/FLN_ RP	10	BP/T_	44	HF2	12	NOS_	39
ATM-LP-EK	25	BP/FLS_ RP	10	BP/TB_ RP	21	HHB	13	P_PK4	45
ATR_	7	BP/FLW-14	15	BP/TC_	45	HHC	12	P_EK	48
BAF_	42	BP/FNM_ RP	9	BP/TL_	44	HHD	12	PON_	41
BK/ATC_	7	BP/FMX_ID	8	BP/UCB_ RP	17	HHF	12	RB-BI-120A	33
BK/ATC_ID	8	BP/FMX_LP-RP	9	BP/XMAS-6F	48	HHG	12	RB-BI-130A	33
BK/ATL_	7	BP/FMX_ RP	9	BTF_P_	11	HHK	13	RB-BI-240A	33
BK/ATM_	7	BP/FNM_	43	CB-CVR	19, 32	HHL	12	RB-BI-70A	33
BK/ATM_ID	8	BP/FNM-AH	48	CB123_B	18	HHM	12	RB-BI-95A	33
BK/ATM_LP	7	BP/FNM-AL	48	CB123_HB	18, 19	HHN	13	RB-BIK-1882	33
BK/CB-CVR	19, 32	BP/FP-2	47	CB174_	19	HHR	12	RB-BS-1314	32
BK/CCB_	17	BP/FP-3	47	CB181F_	20	HHU	12	RB-BS-1315	32
BK/FMM_	9	BP/FP-A3-RP	47	CB184F_	20	HHX	12	RB-GM-KIT	33
BK/MAX_	7	BP/FRN-AH	48	CB185_	20, 31	HKP	13	RB-SPP-240PN	46
BK/MAX_ID	8	BP/FRN-AL	48	CB185P_	20	HKP-HH	13	RTMF	14
BK/MPF2_X	9	BP/FRN-R_	40	CB187F_	31	HLR	13	RTMF_	14
BK/MPF_X	9	BP/FRN-R_ID	40	CB187P_	31	HMED	11	S_	45
BK/UCB_	17	BP/FRS-R_	41	CB1911_	18	HMJ	13	S-8202_	15
BMS_	22	BP/FT-2	47	CB1921_	18	HMJ	13	S-8301_	15
BP/15600_	14	BP/FT-3-RP	47	CB211_	16	HMK	13	SA_	45
BP/232-RP	23	BP/GBC_ RP	37	CB212_	16	HRH	13	SC_	43
BP/233-RP	23	BP/GBC-A8-RP	24	CB221_	17	HRI	13	SFE_	37
BP/234-RP	23	BP/GDC-5A	38	CB222_	17	HRJ	13	SFR	15
BP/550-RP	23	BP/GMA_ A	38	CB222OS_	16	HRK	13	SL_	45
BP/552-RP	23	BP/GMA-5A	48	CB223_	17	HTB-261	13	SL_PK4	45
BP/575-RP	23	BP/GMA-5XM	48	CB223OS_	16	HTB-381	13	SLEK	48
BP/577-RP	23	BP/GMA-AH	48	CB227_	17	HTB-681	13	SOU	46
BP/726-RP	23	BP/GMA-AL	48	CB22901-1.5	16	HTB-881	13	SRU	46
BP/727-RP	23	BP/GMC_	38	CB22902-68	16	JB3816_	21	SSN	46
BP/756-RP	23	BP/HFB-RP	13	CB22903-6	16	JJN_	32	SSU	46
BP/757-RP	23	BP/HHA-RP	13	CB22903-6V	16	KTK_	42	SSY	46
BP/758-RP	23	BP/HHB-RP	13	CB233_	16	KTK-R_	42	SSY-RL	46
BP/759-RP	23	BP/HHC-RP	12	CB251_	31	MA-5	24, 31	STY	46
BP/760-RP	23	BP/HHD-30-RP	12	CB255_	31	MAX_	7	T_	44
BP/761-RP	23	BP/HHD-RP	12	CB285F_	20	MAX-FHID	12	TB200_ B	21
BP/762-RP	23	BP/HHF-RP	12	CBB-30	17	MDA_	37	TB300_ B	21
BP/ABC_	36	BP/HHG-RP	12	CBBF_	11	MDL_	37	TC_ PK4	45
BP/ABC-A	48	BP/HHH-RP	13	CBBF-MCB	11	MDO_	37	TC-EK	48
BP/AGA_ RP	36	BP/HHK-RP	13	CBC_	18	MMB_	16	TL_	44
BP/AGA-AH8-RP	24	BP/HHLP-RP	13	CBC_B	18	MPF2_X	9	TL_PK4	44
BP/AGA-AL8-RP	24	BP/HHLRP	12	CBC_BWP	19	MPF_X	9	TL-EK	48
BP/AGC_ RP	36	BP/HHM-RP	12	CBC_HB	19	NO.105	26	UCB_	17
BP/AGC-A5-RP	24	BP/HHN-RP	13	CBF_	18	NO.108BK	31	VP/ATC_ID	8
BP/AGC-AH10-RP	24, 31	BP/HHR	12	CBP_BA	19	NO.136	26	VP/ATC_ RP	7
BP/AGC-AL10-RP	24	BP/HHTR-RP	13	CBPFM	14	NO.160BK	26	VP/ATM_ID	8
BP/AGC-SFE-A5-RP	24, 31	BP/HHU	12	CBPRM	14	NO.216-R	47	VP/ATM_LP-RP	7
BP/AGU_ RP	37	BP/HKP-HH-RP	13	CBT_M	19	NO.225	29	VP/ATM_ RP	7
BP/AGU_GP-RP	37	BP/HMJ-RP	13	CBT_N	19	NO.227	29	VP-FMX-A5-RP	25
BP/AGW_ RP	36	BP/HMK-RP	13	CBU_30B	19	NO.232	23		
BP/AGW-A8-RP	24	BP/HRK-RP	13	CCB-25	17	NO.233	23		
BP/AGX-7X5	48	BP/JB3816-2	21	CDN_	41	NO.234	23		

Fuse selection made easy

BUSSMANN
SERIES

Fuses to actual size.
Look for this color code on the package.

ATR	ATM	ATC	MAX	FMM	FLS	FMX	FLF	FLN	FLM	FLB	FLD	AMG				
2-Leg Micro Blade Fuse  Amp Color 5 Tan 7 1/2 Brown 10 Red 15 Blue 20 Yellow 25 Clear 30 Green	Mini Blade Fuse  Amp Color 2 Gray 3 Violet* 4 Pink 5 Tan* 7 1/2 Brown* 10 Red* 15 Blue** 20 Yellow* 25 Clear* 30 Green*	Blade Fuse  Amp Color 1 Black 2 Gray 3 Violet* 4 Pink 5 Tan* 7 1/2 Brown* 10 Red* 15 Blue** 20 Yellow* 25 Clear* 30 Green* 35 Bl-Gr* 40 Orange*	Maxi Blade Fuse  Amp Color 20 Yellow** 25 Gray 30 Green* 35 Brown 40 Orange* 50 Red* 60 Blue* 70 Tan* 80 Clear** 100 Violet**	Micro Female Maxi Fuse  Amp Color 15 Gray 20 Blue 25 White 30 Pink 40 Green	Mini Female Fuse  Amp Color 30 Pink 40 Green	Female Maxi Fuse  Amp Color 20 Blue** 25 White 30 Pink* 40 Green* 50 Red* 60 Yellow*	Female Fuse  Amp Color 20 Lt-Blue 30 Pink 40 Green 50 Red 60 Yellow	Female Fuse with tab  Amp Color 25 Brown 30 Green	Male Fuse  Amp Color 30 Pink 60 Yellow 80 Black 100 Blue 120 Gray	Bot-Mount Fuse  Amp Color 30 Pink 40 Green 50 Red 60 Yellow 70 Brown 80 Black 100 Blue 120 Gray 140 Maroon	Bot-Mount Fuse  Amp Color 30 Pink 40 Green 50 Red 80 Black 100 Blue 120 Gray 140 Maroon	Stud-Mount Fuse  Amp 80 200 100 225 125 250 150 300 175 500				
3-Leg Micro Blade Fuse  Amp Color 5 Tan 7 1/2 Brown 10 Red 15 Blue	Low-Profile Mini Blade Fuse  Amp Color 2 Gray 3 Violet 4 Pink 5 Tan 7 1/2 Brown 10 Red 15 Blue 20 Yellow 25 Clear 30 Green	ATL	ATM-LP	AGW	AGX	AGC	GBB	ABC	AMI							
SFE  Amp 4 6 7 1/2 9 14 20 30										AGA  Amp 1/4, 1, 1 1/2, 2, 2 1/2, 3, 5, 6, 7 1/2, 8, 10, 15, 20, 30	AGW  Amp 1, 1 1/2, 2 1/2, 3, 4, 5, 6, 7 1/2, 10, 15, 20, 25, 30	AGX  Amp 1, 2, 2 1/2, 3, 5, 7, 8, 10, 15, 20, 25, 30	AGC  Amp 1/4, 1/2, 3/4, 1, 1 1/4, 1 1/2, 2, 2 1/2, 3, 3 3/4, 3 1/2, 4, 5, 6, 6 1/4, 7, 7 1/2, 8, 10, 12, 15, 20, 25, 30, 35, 40, 50	GBB  Amp 1 1/4, 10, 15, 30	ABC  Amp 1/4, 1/2, 1, 2, 2 1/2, 3, 4, 5, 6, 7, 8, 10, 12, 15, 20, 25, 30	AMI  Amp 30 40 50 60 70 80

*Available in easy/ID™
 **Only available in easy/ID™

Customer satisfaction team:

Available to answer questions regarding Bussmann series products and services Monday-Friday, 7:00 a.m. — 6:00 p.m. Central time.

- Toll-free phone: 855-287-7626 (855-BUSSMANN)
- Toll-free fax: 800-544-2570
- Email: busscustsat@eaton.com

Emergency and after-hours orders:

Next flight out or will call shipment for time-critical needs. Customers pay only standard product price, rush freight charges, and modest emergency service fee. Place these orders through the customer satisfaction team during regular business hours.

- After hours: 314-995-1342

My.Eaton.com:

Provides real time product availability, net pricing, order status and shipment tracking. Log onto my.eaton.com or call:

- 1-800-468-1705 Option #3 for log-in assistance.

Application engineering:

Technical assistance is available to all customers. Application support is available Monday-Friday, 7:00 a.m. — 5:00 p.m. Central time.

- Toll-free phone: 855-287-7626 (855-BUSSMANN)
- Email: Fusetech@eaton.com

Eaton, Bussmann, ATC, *easyD*, Fusetron and MAXI are valuable trademarks of Eaton in the US and other countries. You are not permitted to use the Eaton trademarks without prior written consent of Eaton.

Chrysler is a registered trademark of FCA US LLC.
Delco is a registered trademark of General Motors.
CSA is a registered trademark of the Canadian Standards Group.
Ford is a registered trademark of Ford Motor Company.
Mack is a registered trademark of Mack Trucks, Inc.
Navistar is a registered trademark of the International Truck and Engine Corporation.
Nissan and Infiniti are registered trademarks of Nissan North America, Inc.
Toyota is a registered trademark of Toyota Motor Corporation.
UL is a registered trademark of the Underwriters Laboratories, Inc.

Eaton
1000 Eaton Boulevard
Cleveland, OH 44122
Eaton.com

Bussmann Division
114 Old State Road
Ellisville, MO 63021
United States
Eaton.com/bussmannseries

© 2016 Eaton
All Rights Reserved
Printed in USA
Publication No. 5084
December 2016

For Eaton’s Bussmann series product information, call 1-855-287-7626 or visit: Eaton.com/BussmannConsumer

Follow us on social media to get the latest product and support information.

