

## B655 - Steel Rod Coupling (TOLCO Fig. 70)

## B656 - Steel Reducing Rod Coupling (TOLCO Fig. 70R)

**Size Range:** 1/4"-20 thru 1"-8 rod

**Material:** Steel

**Function:** Used for coupling two threaded rods together of equal or reduced rod sizes, with or without inspection hole.

**Finish:** Electro-Galvanized. Contact B-Line for alternative finishes and materials.

**Order By:** Part number and finish

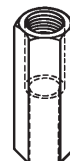
Part No.	For Rod Size	Length		Design Load		Approx. Wt./100	
		in.	(mm)	Lbs.	(kN)	Lbs.	(kg)
B655-1/4	1/4"-20	7/8"	(22.2)	300	(1.33)	1.9	(0.86)
B655-3/8	3/8"-16	1 1/8"	(28.6)	730	(3.25)	3.6	(1.63)
B655-1/2	1/2"-13	1 3/4"	(44.4)	1350	(6.00)	11.3	(5.12)
B655-5/8	5/8"-11	2 1/8"	(54.0)	2160	(9.61)	17.6	(7.98)
B655-3/4	3/4"-10	2 1/4"	(57.1)	3230	(14.37)	28.1	(12.74)
B655-7/8	7/8"-9	2 1/2"	(63.5)	4480	(19.93)	57.2	(25.94)
B655-1	1"-8	2 3/4"	(69.8)	5900	(26.24)	73.7	(33.43)



B655



Part No.	For Rod Size	Length		Design Load		Approx. Wt./100	
		in.	(mm)	Lbs.	(kN)	Lbs.	(kg)
B656-3/8 x 1/4	3/8"-16 & 1/4"-20	1"	(25.4)	300	(1.33)	3.7	(1.68)
B656-1/2 x 3/8	1/2"-13 & 3/8"-16	1 1/4"	(31.7)	730	(3.25)	6.6	(2.99)
B656-5/8 x 1/2	5/8"-11 & 1/2"-13	1 1/4"	(31.7)	1350	(6.00)	11.6	(5.26)
B656-3/4 x 5/8	3/4"-10 & 5/8"-11	1 1/2"	(38.1)	2160	(9.61)	20.6	(9.34)
B656-7/8 x 3/4	7/8"-9 & 3/4"-10	1 3/4"	(44.4)	3230	(14.37)	39.4	(17.87)



B656



All dimensions in charts and on drawings are in inches. Dimensions shown in parentheses are in millimeters unless otherwise specified.

# Threaded Accessories

## B3220 - Rod Coupling (TOLCO Fig. 71)

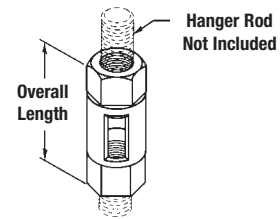
**Size Range:** 3/8"-16 thru 1"-8 rod

**Material:** Malleable Iron

**Function:** Used for coupling two threaded rods together of equal rod sizes, with inspection hole.

**Finish:** Plain. Contact B-Line for alternative finishes and materials.

**Order By:** Part number and finish



Part No.	For Rod Size	Overall Length		Design Load		Approx. Wt./100	
		in.	(mm)	Lbs.	(kN)	Lbs.	(kg)
B3220-1/4	1/4"-20	1 3/8"	(34.9)	300	(1.33)	6	(2.7)
B3220-3/8 x 1/4	3/8"-16 to 1/4"-20	1 5/8"	(41.3)	300	(1.33)	11	(5.0)
B3220-3/8	3/8"-16	1 5/8"	(41.3)	730	(3.25)	10	(4.5)
B3220-1/2 x 3/8	1/2"-13 to 3/8"-16	2 1/8"	(54.0)	730	(3.25)	20	(9.1)
B3220-1/2	1/2"-13	2 1/8"	(54.0)	1350	(6.00)	20	(9.1)
B3220-5/8	5/8"-11	2 1/2"	(63.5)	2160	(9.61)	32	(14.5)
B3220-3/4	3/4"-10	2 5/8"	(66.7)	3230	(14.37)	42	(19.0)
B3220-7/8	7/8"-9	3 3/16"	(55.6)	4480	(19.93)	91	(41.3)
B3220-1	1"-8	2 3/4"	(69.8)	5900	(26.24)	100	(45.3)

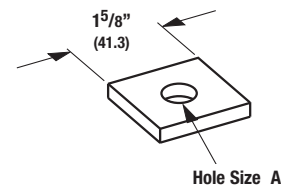

## B200 - Series Square Washer (TOLCO F13 - F17)

**Material:** Steel

**Standard Finish:** Electro-Galvanized

**Service:** Designed as a washer to suspend hanger rods.

**Order by:** Part number and finish.



Part No.	Hole Size A		Bolt Size	Thickness		Approx. Wt./100	
	in.	(mm)		in.	(mm)	Lbs.	(kg)
B200	3/8"	(9.5)	5/16"-18	1/4"	(6.3)	18	(8.1)
B201	7/16"	(11.1)	3/8"-16	1/4"	(6.3)	18	(8.1)
B202	9/16"	(14.2)	1/2"-13	1/4"	(6.3)	17	(7.7)
B202-1	11/16"	(17.4)	5/8"-11	1/4"	(6.3)	16	(7.2)
B202-2	13/16"	(20.6)	3/4"-10	1/4"	(6.3)	15	(6.8)