


How America Lives



Leviton. Making America more comfortable,

From the rocky shores of Maine to the sandy beaches of Hawaii, Leviton is at home. After all, we've been part of the American landscape for over a hundred years. And while we're proud of our past, we're even prouder of what we're doing today... for tomorrow.

Leviton's engineers, designers and researchers are employing advanced technologies to make your customers' lives better and to make your job easier. That's why we're the nation's leading manufacturer of lighting controls, wiring devices and automation systems. And why we're such a big part of how America lives.


Wiring Devices

page 2



Lighting Controls

page 38



Wallplates

page 76



Acenti

page 120



more productive and more beautiful.


Connected Home
page 138



Home Automation
page 194



Home Entertainment
page 222




INDEX
page 262



How the finest homes are tied together.



Boston, MA



W I R I N G D E V I C E S


Over 100 years of innovative design and manufacturing excellence have made Leviton the leading provider of safe and reliable residential electrical solutions. No manufacturer has a broader portfolio of Wiring Devices. The brand preferred by contractors and builders, Leviton Wiring Devices always install easily, look great, are long-lasting and, most important, help get the job done right.

Switches	4
Receptacles	9
Combination Devices	21
Ceiling Lampholders	27
Plugs & Connectors	30
Electrical Accessories	32



SWITCHES

From legendary Decora® Designer Rocker Switches to traditional toggle switches, Leviton has a switch for any need, in colors to harmonize with any décor. Their sturdy construction and dependable performance are everything you'd expect from the pre-eminent switch maker.



COLORS


Decora devices are offered in a wide range of colors and finishes.




White
(-W)



Ivory
(-I)



Almond
(-A)



Light Almond
(-T)



Gray
(-GY)



Ebony (Black)
(-E)



Mahogany (Brown)

DECORA®

Featuring a look and feel that qualify them as modern classics, Decora Designer Rocker Switches add so much at a modest cost that no fine home should be without them. Their sleek simplicity and smooth, quiet operation stem from quality materials fitted to tight tolerances and finished with great care, ensuring years of trouble-free service. Easy to wire, they work with tungsten, fluorescent and resistive loads.

Specifications and Features

All Decora Switches

- Switch frame shields against dust and fits in wallplate to prevent rocker binding
- Terminal screws accept up to No. 12 AWG copper or copper-clad wire
- Quickwire push-in terminals accept No. 14 AWG solid copper wire only
- Sturdy construction for long service life
- Full-rated current capacity with tungsten, fluorescent or resistive loads. Motor capacity is 80% of switch rating
- Complements every décor
- Limited Two-Year Warranty

Illuminated Decora Switches

- Illuminated switch rocker illuminates when load is OFF
- Pilot Light switch rocker visible when load is ON, even in bright light
- Illuminated switch does not require a neutral; Pilot Light Switch requires a neutral

Imprinted Decora Switches

- Stock Decora switches available with choice of three imprints on rocker: FAN, DISPOSAL, OIL BURNER

Decora Quickwire Push-In and Side Wired Switches



Description	Cat. No.	Rating	Color
Single Pole, non-grounded	5601	15A-120/277VAC	W, I
Single Pole with ground screw	5601-2	15A-120/277VAC	W, I, A, T, GY, E
Single Pole, self-grounding*	5601-S2	15A-120/277VAC	W, I, A ±
Double Pole with ground screw	5602-2	15A-120/277VAC	W, I, A, T, GY, E
3-Way	5603	15A-120/277VAC	W, I
3-Way with ground screw	5603-2	15A-120/277VAC	W, I, A, T, GY, E
3-Way, self-grounding*	5603-S2	15A-120/277VAC	W, I, A ±
4-Way with ground screw	5604-S2	15A-120/277VAC	W, I, A, T, GY, E

*Self-grounding when installed in a properly grounded metal box

Decora Quickwire and Side Wired Illuminated Switches*



Description	Cat. No.	Rating	Color
Single Pole, non-grounded	5611	15A-120VAC	W, I
Single Pole with ground screw	5611-2	15A-120VAC	W, I, A, T
3-Way, non-grounded	5613	15A-120VAC	W, I
3-Way with ground screw	5613-2	15A-120VAC	W, I, A, T
4-Way with ground screw	5614-2	15A-120VAC	W, I, A, T

*Lens illuminated when load is OFF – does not require a neutral wire



5601-2W



5611-2W



5601-Z2W

SWITCHES

Decora Quickwire and Side Wired Pilot Light Switches*

Description	Cat. No.	Rating	Color
Single Pole with ground screw	5618-2	15A-120VAC	W, I, A, T

*Lens illuminated when load is OFF – does not require a neutral wire

Decora Quickwire and Side Wired Imprinted Switches

Description	Stock Messages	Cat. No.	Rating	Color
Single Pole with ground screw, Stock or Custom Print	FAN, DISPOSAL, OIL BURNER	5601-Z2	15A-120/277VAC	W, I

Decora Quickwire and Side Wired Molded Switches

Description	Cat. No.	Rating	Color
Single Pole with ground screw, ON/OFF Molded in Rocker	5601-X2	15A-120/277VAC	W, I, A, T, E

COLOR

Basic Cat. Nos. denote Mahogany (Brown), not available where indicated (±). To order colors, add suffix to basic Cat. No. White (-W), Ivory (-I), Almond (-A), Light Almond (-T), Gray (-GY), Ebony (-E).

TESTING AND CODE COMPLIANCE

- UL Listed (File #E-7458)
- CSA Certified (File #LR-3413)
- NOM Certified (#057)

HORSEPOWER

15A
1/2 @ 120V
2 @ 240V

MATERIAL CHARACTERISTICS

Environmental: Flammability UL-94, V2 Rating
Operating Temperature: -40°F to 248°F (-40°C to 120°C)

TRADITIONAL

Tried-and-true toggle designs, Leviton Residential Grade AC Quiet Switches cover all the bases; they install easily and are available in standard and illuminated versions. Their toggles and frames are constructed of impact-resistant thermoplastic, and they feature large head, hardened triple-drive screws for easy installation. Leviton's traditional switches are compatible with a wide range of Leviton plastic and metal wallplates.

Specifications and Features

- Faster installation with combination of side wiring and Quickwire push-in wiring
- Terminal screws accept up to No. 12 AWG copper or copper-clad wire
- Quickwire push-in terminals accept No. 14 AWG solid copper wire only
- Large head, hardened triple-drive combination screws (Standard, Phillips, or Robertson) for fast wiring installation
- Impact-resistant, durable thermoplastic toggle and frame
- Limited Two-Year Warranty

Quickwire and Side Wired Quiet Framed Toggle Switches



Description	Cat. No.	Rating	Color
Single Pole, non-grounded	1451	15A-120VAC	W, I
Single Pole with ground screw	1451-2	15A-120VAC	W, I, A, T, E
Single Pole, less ears with ground screw	1451-4	15A-120VAC	W, I
3-Way, non-grounded	1453	15A-120VAC	W, I
3-Way with ground screw	1453-2	15A-120VAC	W, I, A, T, E
3-Way, less ears with ground screw	1453-4	15A-120VAC	W, I
4-Way with ground screw	54504-2	15A-120VAC	W, I, A, T, GY

Quickwire and Side Wired Illuminated Toggle Switches



Description	Cat. No.	Rating	Illumination	Toggle Color
Single Pole with ground screw	1461-LH	15A-120VAC	Amber	Clear
3-Way with ground screw	1463-LH	15A-120VAC	Amber	Clear
Single Pole with ground screw	1461-GL	15A-120VAC	Green	W, I, A, T, E
3-Way with ground screw	1463-GL	15A-120VAC	Green	W, I, A, T, E

Note: Illuminated switches do not require a neutral wire.

CO/ALR Side Wired Framed Toggle Switches



Description	Cat. No.	Rating	Color
Single Pole with ground screw	2651-2	15A-120VAC	W, I ±
3-Way with ground screw	2653-2	15A-120VAC	W, I ±

Note: CO/ALR devices are for connection to No. 12 or No. 10 AWG aluminum conductors.

COLOR

Basic Cat. Nos. denote Mahogany (Brown), not available where indicated (±). To order colors, add suffix to basic Cat. No. White (-W), Ivory (-I), Almond (-A), Light Almond (-T), Gray (-GY), Ebony (-E).

TESTING AND CODE COMPLIANCE

- UL Listed (File #E-7458)
- CSA Certified (File #LR-3413)
- NOM Certified (#057)

HORSEPOWER

15A
1/2 @120V

MATERIAL CHARACTERISTICS

Environmental: Flammability, Rated V2
Operating Temperature: -40°F to 149°F (-40°C to 65°C)



1451-W



1461-LHC

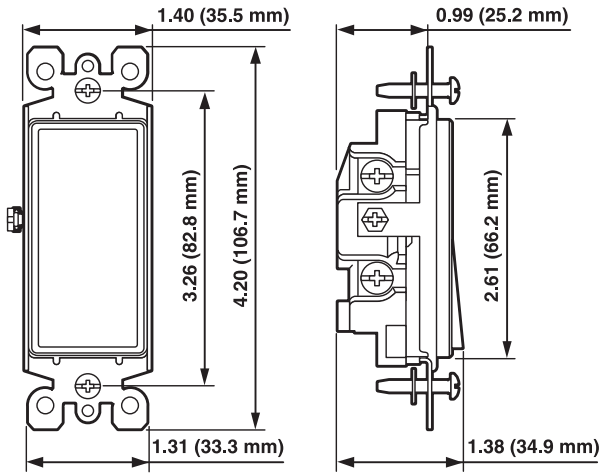


2651-W

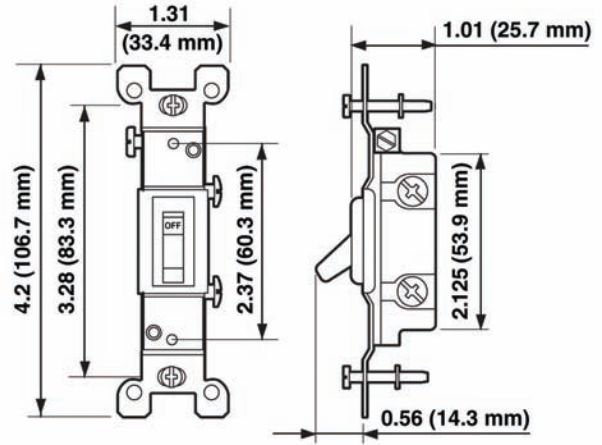
SWITCHES

DIMENSIONS

Decora Switch



Traditional Switch



RECEPTACLES

Leviton's comprehensive Residential Grade Receptacles portfolio includes devices rated for all residential applications in a variety of standard configurations. They are produced in an array of colors in both Decora® and traditional styles. Leviton GFCI Receptacles meet or exceed stringent 2008 UL requirements and incorporate sophisticated SmartLockPRO® technology to ensure proper installation, trustworthy testing and performance. Their true dead-face design prevents the reset of power to the unit if a line-load reversal occurs, and patented professional grade lockout protection serves as an end-of-life indicator. Together, these ingenious functions constitute the ultimate GFCI safety mechanism.



COLORS


Decora devices are offered in a wide range of colors and finishes.



White
(-W)



Ivory
(-I)



Almond
(-A)



Light Almond
(-T)



Gray
(-GY)



Ebony (Black)
(-E)



Mahogany (Brown)



Blue
(-B)



Red
(-R)

SmartLockPro® is a registered trademark of Leviton Manufacturing Co., Inc.

RECEPTACLES



5325-W



T5325-W

DECORA®

To keep pace with decorating trends without sacrificing functionality, rely on Leviton's stylish Decora Duplex Receptacles, Surge Suppressor Receptacles and advanced SmartLockPRO GFCIs. Decora Duplex Receptacles blend distinctive design with convenient installation, and they come in a variety of finishes. Decora Surge Suppressor Receptacles use no less than three levels of electrical protection to prevent transient voltage surges from damaging sensitive home electronics.

Specifications and Features

Decora Quickwire and Side Wired Receptacles

- Terminal screws accept up to No. 12 AWG copper or copper-clad wire
- Quickwire push-in terminals accept No. 14 AWG solid copper wire only
- Double-wipe power contacts for reliable conductivity and plug retention
- Heavy-gauge zinc-plated steel mounting strap
- Limited Two-Year Warranty

Tamper-Resistant Receptacles

- Shutter mechanism inside the receptacle blocks access to the contacts unless a two-prong plug is inserted, helping ensure hairpins, keys, etc., will be locked out
- TR symbol on residential receptacles assures they meet the 2008 NEC requirement
- Heavy-duty construction offers long, trouble-free service life

Decora Plus™ Commercial Grade Receptacles

- Manufactured to withstand the demands of commercial and institutional applications
- All commercial side wired receptacles have #8-32 triple combination head terminal screws; back and side wired receptacles have #10-32 triple combination head terminal screws
- Back-wiring clamps accept up to No. 10 copper or copper-clad wire
- Heavy-gauge, rust-resistant steel mounting strap
- Shallow design for maximum wiring room in box
- Convenient washer-type break-off plaster ears for best flush alignment

Back and Side Wired Surge Suppression Receptacles

- Point-of-use protection for up to 18,000 amps of surge current total
- Four 18mm MOV's enable energy absorption rating of 720 Joules
- Designed to provide enhanced EMI/RFI filtering
- Back and side wired design with durable metal mounting strap
- LED indicator monitors suppression status; optional Audible Alarm
- Available in optional Isolated Ground and Hospital Grade versions
- DIN-rail mounted version also available
- Manufactured to ISO 9001:2000 standards
- 10-year Limited Product Warranty

Decora Quickwire and Side Wired Receptacles



Description	Cat. No.	Rating	Color
Duplex	5325	15A-125V	W, I, A, T, GY, E
Duplex, self-grounding*	5325-S	15A-125V	W, I, A, T ±
Duplex, 8-hole Quickwire	5328	15A-125V	W, I, A ±
Duplex, Tamper-Resistant	T5325	15A-125V	W, I, A, T, E

* Self-grounding when installed in a properly grounded metal wallbox.

Decora Plus Duplex Back and Side Wired Receptacles



Description	Cat. No.	Rating	Color
Duplex, Tamper-Resistant (NEMA 5-15R)	TDR15	15A-125V	W, I, GY, E
Duplex, Tamper-Resistant (NEMA 5-20R)	TDR20	20A-125V	W, I, GY, E

Decora Plus Duplex Side Wired Receptacles



Description	Cat. No.	Rating	Color
Duplex, Tamper-Resistant (NEMA 5-15R)	DR15S	15A-125V	W, I, A, T

COLOR

Basic Cat. Nos. denote Mahogany (Brown), not available where indicated (±). To order colors, add suffix to basic Cat. No. White (-W), Ivory (-I), Almond (-A), Light Almond (-T), Gray (-GY), Ebony (-E).

TESTING AND CODE COMPLIANCE

- UL Listed (File #E-13399)
- Compliant with UL 498
- CSA Certified (File #LR-406)
- NOM Certified (#057)

MATERIAL CHARACTERISTICS

Environmental: Flammability UL-94, V2 Rating
 Operating Temperature: -40°F to 140°F (-40°C to 60°C)

Back and Side Wired Surge Suppression Receptacles



Description	Cat. No.	Rating	Color
Duplex Industrial Grade, TVSS with indicator light (NEMA 5-15R)	5280	15A-125V	W, I, A, T, GY, EB, B
Duplex Industrial Grade, TVSS with indicator light (NEMA 5-20R)	5380	20A-125V	W, I, GY, EB, B
Duplex Industrial Grade Surge Suppressor with indicator light and audible alarm (NEMA 5-15R)	7280	15A-125V	W, I, A, GY, EB, B
Duplex Industrial Grade Surge Suppressor with indicator light and audible alarm (NEMA 5-20R)	7380	20A-125V	W, I, A, GY, EB, B

COLOR

Basic Cat. Nos. denote Mahogany (Brown). To order colors, add suffix to basic Cat. No. as follows: White (-W), Ivory (-I), Almond (-A), Light Almond (-T), Gray (-GY), Ebony (-EB), Blue (-B).



5280-W



7280-W

RECEPTACLES

TESTING AND CODE COMPLIANCE

- UL Listed (File #E-13399)
- CSA Certified (File #MC-152105/LR-406)
- NOM Certified (#057)
- 15 and 20 Amp versions meet UL Standard 1449 Edition 2.5 (File #E-146315)
- NEMA WD-6 and ANSI C-73

MATERIAL CHARACTERISTICS

Environmental: Flammability UL-94,V2 Rating
Operating Temperature: -40°F to 140°F (-40°C to 60°C)

SMARTLOCKPRO® GFCI WITH PROFESSIONAL GRADE LOCKOUT ACTION

As a leading proponent of electrical safety, Leviton is continually working to improve product design and help ensure the proper installation and testing of GFCIs. That leadership role continues with Leviton's SmartLockPRO GFCI. From a true dead-face design to Leviton's unique patented professional grade lockout action as an end-of-life indication, the new SmartLockPRO GFCI sets the highest standard of protection of any GFCI on the market today.

Specifications and Features

- Patented bridge contact provides individual sets of contacts for GFCI receptacle face and downstream receptacles; no power to receptacle face if improperly wired (line-load reversal)
- Patented lockout feature for added safety prevents RESET if GFCI is not operating properly
- TEST and RESET button colors match device face (Red and Black button color models available)
- Advanced electronics design provides superior resistance to electrical surges and over-voltages
- Impact-resistant thermoplastic cover and body
- Expanded wiring options with eight back-wire holes (two for each line and load connection) plus ground with an internal clamp
- Silver alloy contacts
- Compatible with all Decora devices and wallplates; available in select Decora colors
- Packed with coordinating wallplate
- Limited Two-Year Warranty

Tamper-Resistant Receptacles

- Shutter mechanism inside the receptacle blocks access to the contacts unless a two-prong plug is inserted, helping ensure hairpins, keys, etc., will be locked out
- TR symbol on residential receptacles assures they meet the 2008 NEC requirement
- Heavy-duty construction offers long, trouble-free service life

Outdoor Grade Receptacles

- Meets UL 498 requirements for weather resistant receptacles
- UV thermoplastic face, also withstands cold impact
- Stainless steel mounting strap and screws
- Constructed of conformally coated PCB

SmartLockPRO Line-Load Reversal & End-of-Life Indicators

	LED Indication	Reset Status	Reason
During initial installation	ON	Will not reset	Line and load leads are reversed
	OFF	Press RESET and LED comes ON	GFCI is wired and operating correctly
During initial installation	ON	GFCI is reset	Power is ON
	OFF	GFCI is tripped	Power is OFF

SmartLockPRO Spec Grade – Back and Side Wired GFCI with Professional Grade Lockout*



Description	Cat. No.	Rating	Color
GFCI with LED Indicator Light (NEMA 5-15R)	7599	15A-125V @ Receptacle, 20A-125V Feed-Through	W, I, A, T, GY, E
Tamper-Resistant GFCI with LED Indicator Light (NEMA 5-15R)	T7599	15A-125V @ Receptacle, 20A-125V Feed-Through	W, I, A, T
Outdoor Grade GFCI with LED Indicator Light (NEMA 5-15R)	W7599	15A-125V @ Receptacle, 20A-125V Feed-Through	W, E
Tamper-Resistant Outdoor Grade GFCI with LED Indicator Light (NEMA 5-15R)	W7599-TR	15A-125V @ Receptacle, 20A-125V Feed-Through	W, E
GFCI with LED Indicator Light (NEMA 5-20R)	7899	20A-125V @ Receptacle, 20A-125V Feed-Through	W, I, A, T, GY, E, R
Tamper-Resistant GFCI with LED Indicator Light (NEMA 5-20R)	T7899	20A-125V @ Receptacle, 20A-125V Feed-Through	W, I, A, T
Outdoor Grade GFCI with LED Indicator Light (NEMA 5-20R)	W7899	20A-125V @ Receptacle, 20A-125V Feed-Through	W, E

*This product is covered by U.S. Patents Nos. 6,040,967; 6,246,558; 6,282,070; 6,381,112; 6,437,953; 6,864,766, as well as other U.S. and foreign patents pending.

COLOR

Basic Cat. Nos. denote Mahogany (Brown). To order colors, add suffix to basic Cat. No. White (-W), Ivory (-I), Almond (-A), Light Almond (-T), Gray (-GY), Ebony (-E), Red (-R).

TESTING AND CODE COMPLIANCE

- Meets or exceeds all new UL requirements for July 28, 2006
- UL Standard 943 Class A (GFCI) and 498 (Receptacles)
- UL Listed (File # E-48380)
- CSA Certified (File #LR-57811)
- NOM Certified (File #057)

MATERIAL CHARACTERISTICS

Environmental: Flammability UL-94V2 Rating
Operating Temperature: -25.6°F to 149°F (-32°C to 65°C)



7599-W



T7899-W

RECEPTACLES

TRADITIONAL

Leviton's Traditional Receptacles are renowned for their ease of installation and top-notch performance.

Specifications and Features

- Terminal screws accept up to No. 12 AWG copper or copper-clad wire
- Quickwire push-in terminals accept No. 14 AWG solid copper wire only
- Double-wipe power contacts for reliable conductivity and plug retention
- Impact resistant thermoplastic construction
- Heavy-gauge, rust resistant steel mounting strap
- Shallow design for maximum wiring room
- Break off plaster ears for best flush alignment
- Captive mounting screws
- Break off tabs allow easy two circuit conversion
- Limited Two-Year Warranty

Tamper-Resistant Receptacles

- Shutter mechanism inside the receptacle blocks access to the contacts unless a two-prong plug is inserted, helping ensure hairpins, keys, etc., will be locked out
- TR symbol on residential receptacles assures they meet the 2008 NEC requirement
- Heavy-duty construction offers long, trouble-free service life

Commercial Grade Receptacles

- Manufactured to withstand the demands of commercial and institutional applications

- All commercial side-wired receptacles have #8-32 triple combination head terminal screws; back and side-wired receptacles have #10-32 triple combination head terminal screws
- Back-wiring clamps accept up to No. 10 copper or copper-clad wire
- Heavy-gauge, rust-resistant steel mounting strap
- Shallow design for maximum wiring room in box
- Convenient washer-type break-off plaster ears for best flush alignment

Weather Resistant Receptacles

- Meets UL 498 requirements for weather resistant receptacles
- UV thermoplastic face, also withstands cold impact
- Stainless steel mounting strap and screws

223 & 5000

- Terminal screws accept up to No. 12 AWG copper or copper-clad wire for side wiring
- Double-wipe power contacts for reliable conductivity and plug retention
- Heavy-gauge, zinc-plated steel mounting strap
- Shallow design for maximum wiring room
- Break-off tabs allow easy two-circuit conversion
- Limited Two-Year Warranty

Quickwire Push-in and Side Wired



Description	Cat. No.	Rating	Color
Duplex Receptacle	5320	15A-125V	W, I, A, T, E
Duplex Receptacle, self-grounding*	5320-S	15A-125V	W, I, A, T
Duplex Receptacle, less plaster ears, all screws backed out†	5320-4	15A-125V	W, I
Duplex Tamper-Resistant Receptacle	T5320	15A-125V	W, I, A, T, E

*Self-grounding when installed in a properly grounded metal wallbox.
CSA Certified except where indicated by†

8-Hole Quickwire Push-In



Description	Cat. No.	Rating	Color
Duplex Receptacle with ground screw	5248	15A-125V	W, I
Duplex Receptacle with ground screw, less plaster ears	5248-4	15A-125V	W, I

Commercial Grade Duplex Back and Side Wired



Description	Cat. No.	Rating	Color
Duplex, Commercial Grade Tamper-Resistant (NEMA 5-15R)	TBR15	15A-125V	W, I, GY
Duplex, Tamper-Resistant (NEMA 5-20R)	TBR20	20A-125V	W, I, GY

Side Wired



Description	Cat. No.	Rating
Duplex Receptacle, on 4" Cover	1228	15A-125V

Commercial Grade Side Wired



Description	Cat. No.	Rating	Color
Duplex Receptacle, Tamper-Resistant (NEMA 5-15R)	CR15S	15A-125V	W, I, T
Single Receptacle, Tamper-Resistant Receptacles (NEMA 5-15R)	T5015	15A-125V	W, I
Single Receptacle, Tamper-Resistant (NEMA 5-20R)	T5020	20A-125V	W, I

Weather Resistant 2-Pole, 3-Wire



Description	Cat. No.	Rating	Color
Duplex Receptacle, Tamper-Resistant, self-grounding (NEMA 5-15R)	TWR15	15A-125V	W, GY ±
Duplex Receptacle, Tamper-Resistant, self-grounding (NEMA 5-20R)	TWR20	20A-125V	W, GY ±

CO/ALR Side Wired



Description	Cat. No.	Rating	Color
Duplex Receptacle, UL Listed for direct connection to No. 12 or No. 10 aluminum conductors	12650	15A-125V	W, I ±

COLOR

Basic Cat. Nos. denote Mahogany (Brown), not available where indicated (±). To order colors, add suffix to Basic Cat. No. White (-W), Ivory (-I), Almond (-A), Light Almond (-T), Ebony (-E).



T5320-W



TWR15-W



12650-W

RECEPTACLES



223-W



688-W

TESTING AND CODE COMPLIANCE

- UL Listed 498
- CSA Certified (File #LR-406)
- NOM Certified (File #057)
- Meets or exceeds NEMA standards
- CO/ALR UL Listed 1561

MATERIAL CHARACTERISTICS

Environmental: Flammability, UL-94, Rated V2
 Operating Temperature: -40°F to 149°F (-40°C to 65°C)

Side Wired



Description	Cat. No.	Rating	Color
Duplex Receptacle, non-grounded*, plastic ears*	223	15A-125V	W,I
Duplex Receptacle, T-Slot, non-grounded (not UL listed; for replacement use only)*	5000	15A-125V	I

CSA Certified except where indicated by *

Side Wired Clock Hanger



Description	Cat. No.	Rating	Color
Flush Mount with Square Recess with ground screw	688	15A-125V	W,I

NOTE: See additional recessed devices on page 250.

COLOR

Basic Cat. Nos. denote Mahogany (Brown). To order colors, add suffix to basic Cat. No. White (-W), Ivory (-I)

TESTING AND CODE COMPLIANCE

- UL Listed 498
- CSA Certified where applicable (File #LR-406)
- NOM Certified (#057)
- Meets or exceeds NEMA standards

MATERIAL CHARACTERISTICS

223 & 5000

Environmental: Flammability, UL-94, Rated V2
 Operating Temperature: From -40°F to 140°F (-40°C to 60°C) maximum continuous



RANGE AND DRYER POWER OUTLETS

Built of durable thermoplastic, Leviton Range and Dryer Power Outlets — in flush mount, surface mount and panel mount versions — come equipped with heavy-gauge, double-wipe copper alloy contacts. To ensure correct and speedy wiring, terminals have ID markings. Flush mount receptacles fit Leviton's wide range of 2.15"-diameter wallplates and mounting hardware is included.

Specifications and Features

- Made of durable thermoplastic
- Heavy-gauge, double-wipe copper alloy contacts
- Easy-to-wire terminals accept up to No. 4 AWG conductors
- Terminals marked for easy identification and fast wiring
- All mounting hardware included
- Flush-mount devices fit single- or two-gang outlet boxes
- Surface-mount devices are COMMERCIAL GRADE and have concentric knockouts for .75" and 1" conduit and adjustable cord clamp for back and bottom entrance of cable
- Limited 10-Year Warranty

RECEPTACLES



5206



5054



279

3-Pole, 3-Wire Receptacles



Description	Cat. No.	Rating	Wallplate Information
30A			
Flush Mount, non-grounded (NEMA 10-30R)	5207	30A-125/250V	Fits all wallplates with 2.15" diameter center hole. See Wallplates Section for more information.
Surface Mount, non-grounded (NEMA 10-30R)	5054	30A-125/250V	
Matching Angle Plug, non-grounded (NEMA 10-30P)	9332-P	30A-125/250V	
50A			
Flush Mount, non-grounded (NEMA 10-50R)	5206	50A-125/250V	Fits all wallplates with 2.15" diameter center hole. See Wallplates Section for more information.
Surface Mount, non-grounded (NEMA 10-50R)	5050	50A-125/250V	
Matching Angle Plug, non-grounded (NEMA 10-50P)	9450-P	50A-125/250V	

3-Pole, 4-Wire Receptacles



Description	Cat. No.	Rating	Wallplate Information
30A			
Flush Mount, grounded (NEMA 14-30R)	278	30A-125/250V	Fits all wallplates with 2.15" diameter center hole. See Wallplate Section for more information.
Panel Mount, grounded (NEMA 14-30R)	278-PM	30A-125/250V	Same dimensions as Cat. No. 279-PM (except for NEMA config.)
Surface Mount, grounded (NEMA 14-30R)	55054	30A-125/250V	
Matching Angle Plug, grounded (NEMA 14-30P)	9432-P	30A-125/250V	
50A			
Flush Mount, grounded (NEMA 14-50R)	279	50A-125/250V	Same dimensions as Cat. No. 278-PM (except for NEMA config). Fits all wallplates with 2.15" dia. hole. See Section Wallplate Section for more information.
Panel Mount, grounded (NEMA 14-50R)	279-PM	50A-125/250V	Same dimensions (except for NEMA config) and recommended panel cutout as Cat. No. 278-PM.
Surface Mount, grounded (NEMA 14-50R)	55050	50A-125/250V	
Matching Angle Plug, grounded (NEMA 14-50P)	9452-P	50A-125/250V	

TESTING AND CODE COMPLIANCE

- UL Listed for copper or aluminum conductors (File #E-13399); Angle Plugs (File #E-13393, File #E-3810)
- UL Listed 498
- CSA Certified for copper or aluminum conductors (File #152105); CSA Test 42
- NOM Certified (#057)
- Meets NEMA and ANSI standards

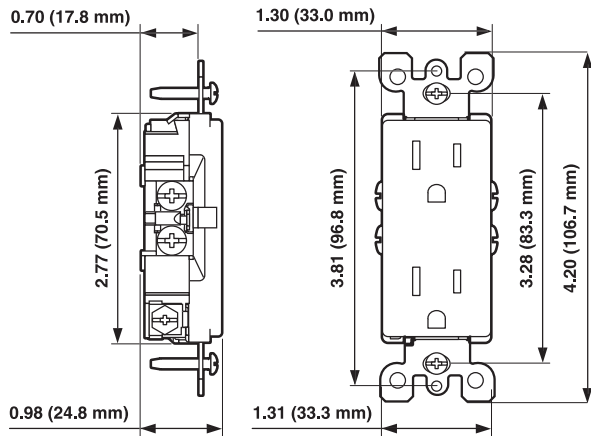
MATERIAL CHARACTERISTICS

Environmental: Flammability, UL-94, Rated V2

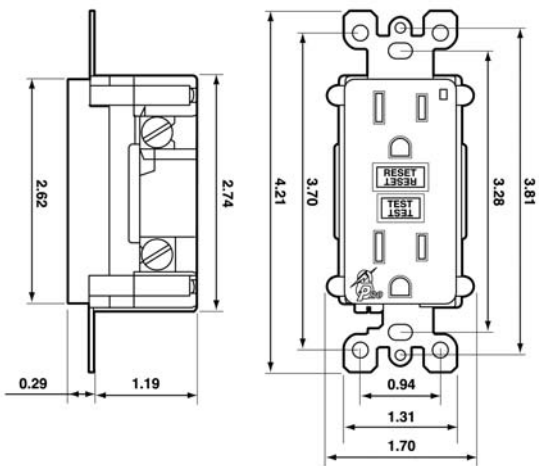
Operating Temperature: From -40°F to 167°F (-40°C to 75°C) maximum continuous

DIMENSIONS

Decora Receptacle



SmartLockPRO GFCI



279-PM

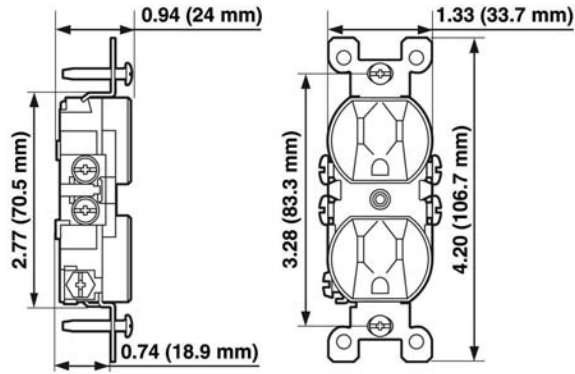


55050

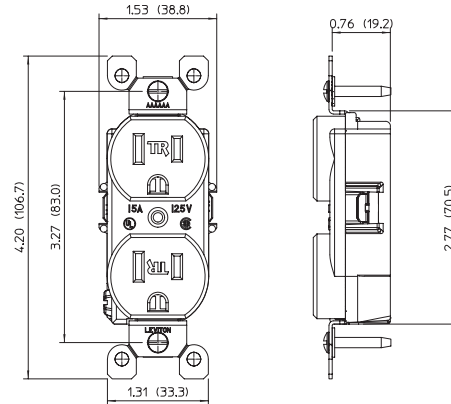
RECEPTACLES

DIMENSIONS

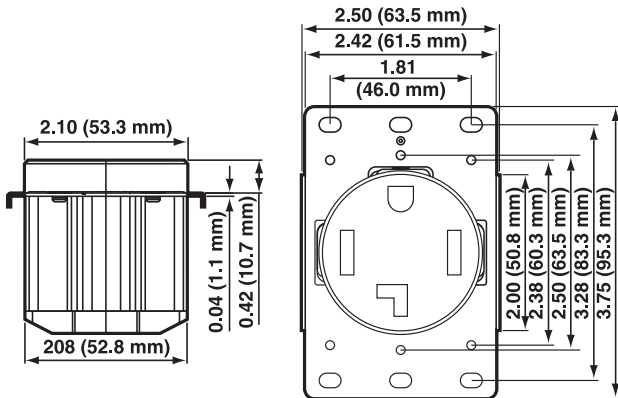
Traditional Receptacle



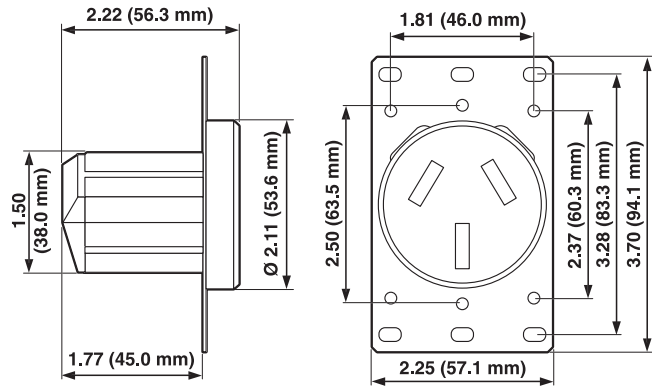
Tamper-Resistant Receptacle



30A Flush mount, Grounded Receptacle



30A 3-Pole, 3-Wire Non-grounded Receptacle



COMBINATION DEVICES

With Leviton's extensive assortment of combination devices, you can fill a one-gang space with two switches, a switch and receptacle, a switch and pilot light, three rocker switches — even a single pole switch and a SmartLock^{PRO}® GFCI outlet. Decora Combination Devices coordinate perfectly with Decora® designer wallplates. Built with impact-resistant thermoplastic and double-wipe contacts, they stand up to wear and tear while delivering maximum performance.



COLORS

Decora devices are offered in a wide range of colors and finishes.



White
(-W)



Ivory
(-I)



Almond
(-A)



Light Almond
(-T)



Gray
(-GY)



Ebony (Black)
(-E)



Mahogany (Brown)

COMBINATION DEVICES



5634-W



T5625-W



1755-W

DECORA®

Part of Leviton's celebrated designer collection, Decora Combination Devices offer switch/switch, switch/receptacle and switch/pilot light pairings in sleek packages suitable for the finest interiors. For the ultimate in convenience and safety, the Decora Combination Switch/SmartLockPRO® GFCI Receptacle pairs a single pole switch with a GFCI receptacle equipped with Leviton's pioneering true dead-face design.

Specifications and Features

- Elegant Decora styling provides multiple control in a single-gang wallbox
- Common shunted internally to all switches
- Limited Two-Year Warranty

All SmartLockPRO Combination Devices

- TEST/RESET buttons match device color
- Dual function LED indicator light – provides indication of wiring error and power availability

SmartLockPRO GFCI/Sensor Guide Light

- Manual control of sensor light using the TEST/RESET buttons
- Long-lasting, energy efficient LEDs with 20-year life expectancy – no bulbs to replace
- Light sensor provides automatic ON/OFF features

SmartLockPRO GFCI/Switch

- Replaces standard switch/outlet combination devices in residential or light commercial installations
- Permits multiple wiring options that allow for GFCI protection of switched load and downstream receptacles

Decora Combination Devices



Description	Cat. No.	Rating	Color
15A			
Two Single Pole Switches with ground screw	5634	15A-120/277VAC	W, I, A, T, GY, E
Single Pole Switch/Receptacle with ground screw	5625	Switch: 15A-120VAC Receptacle: 15A-125V	W, I, A, T, GY, E
Tamper-Resistant Single Pole Switch/ Receptacle with ground screw	T5625	Switch: 15A-120VAC Receptacle: 15A-125V	W, I, A, T, GY, E
Single Pole Switch/Pilot Light with ground screw	5626	Switch: 15A-120VAC Pilot Light: 1/25W-125VAC	W, I, A
3-Way Switch/Single Pole Switch with ground screw	5641	15A-120/277VAC	W, I, A, T, E
Two 3-Way Switches with ground screw	5643	15A-120/277VAC	W, I, A, T
3-Way Switch/Receptacle with ground screw	5645	Switch: 15A-120VAC Receptacle: 15A-125V	W, I, A, E
3-Way Switch/Pilot Light with ground screw	5646	Switch: 15A-120VAC Pilot Light: 1/25W-125VAC	W, I, A
20A			
Two Single Pole Switches with ground screw	5627	20A-120/277VAC	W, I, A, T
Single Pole Switch/ Receptacle with ground screw	5636	Switch: 20A-120VAC Receptacle: 20A-125V	W, I, A
Single Pole Switch/Pilot Light with ground screw	5637	Switch: 20A-120VAC Pilot Light: 1/25W-125VAC	W, I, A
Two 3-Way Switches with ground screw	5640	20A-120/277VAC	W, I, A, T

COMBINATION DEVICES

Decora Combination Switches†



Description	Cat. No.	Rating	Color
Dual Rockers, non-grounded	1754	Individual Switches: 15A-120V Device Total: 20A-120V	W, I, A, T
Dual Rockers with ground screw	1754-2	Individual Switches: 15A-120V Device Total: 20A-120V	W
Illuminated Dual Rockers (Light is ON when top rocker is OFF)	1754-IL	Individual Switches: 15A-120V Device Total: 20A-120V	W, I, A
Three Rockers, non-grounded	1755	Individual Switches: 15A-120V Device Total: 20A-120V	W, I, A, T
Three Rockers with ground screw	1755-2	Individual Switches: 15A-120V Device Total: 20A-120V	W, I, A, T

Warning: Although each individual rocker switch is rated up to 15A 120V, the total combined load for both duplex or all three triplex switches must not exceed 20 AMPS.

Decora Combination Switch/SmartLockPRO GFCI Receptacle and Guidelight



Description	Cat. No.	Rating	Color
Single Pole Switch and SmartLockPRO GFCI-Protected Receptacle with Indicator Light	7299	Receptacle: 15A-125V Feed-through: 20A-125V Switch Rating: 15A, 1800W @ 120VAC	W, I, A, T
Automatic ON/OFF Sensor LED Guidelight and SmartLockPRO GFCI-Protected Receptacle with Indicator Light	7591	Receptacle: 15A-125V Feed-through: 20A-125V	W, I, A, T

COLOR

To order colors, add suffix to basic Cat. No. White (-W), Ivory (-I), Almond (-A), Light Almond (-T), Gray (-GY), Ebony (-E).

TESTING AND CODE COMPLIANCE

Decora Combination Switches

- UL Listed (File #E-7458)
- CSA Certified (File #LR-3413)
- NOM Certified (#057)

Switch/SmartLockPRO GFCI receptacle

- Meets or exceeds all new UL requirements for July 28, 2006

- UL Standard 943 Class A (GFCI) and 498 (Receptacles), 20 (Switches)
- UL Listed (File # E-48380)
- CSA Certified (File #LR-57811)
- NOM Certified (File #057)

MATERIAL CHARACTERISTICS

Decora Combination Switches

Environmental: Flammability UL-94, V2 Rating
Operating Temperature: -40°F to 248°F
(-40°C to 120°C)

Switch/SmartLockPRO GFCI receptacle

Environmental: Flammability UL-94 V2 Rating
Operating Temperature: -31°F to 149°F
(-35°C to 65°C)



7299-W



7591-W

COMBINATION DEVICES



5224-W



5225-W

TRADITIONAL

Leviton's Combination Devices offer pleasing, practical designs that fit standard wallboxes. Switch/switch, switch/receptacle and switch/pilot light combinations are available. These devices come in a range of colors and are backed by a limited two-year warranty.

Specifications and Features

- AC quiet switches have silver-cadmium oxide contacts and receptacles have double-wire contacts for maximum conductivity
- All devices have a grounding screw, except where noted
- Terminal screws accept up to No. 12 AWG copper or copper-clad wire
- Fits standard wallboxes
- Break-off tabs on devices with switches permit conversion to separate feeds
- Limited Two-Year Warranty

Tamper-Resistant Receptacles

- Shutter mechanism inside the receptacle blocks access to the contacts unless a two-prong plug is inserted, helping ensure hairpins, keys, etc., will be locked out
- TR symbol on residential receptacles assures they meet the 2008 NEC requirement
- Heavy-duty construction offers long, trouble-free service life

Combination Devices



Description	Cat. No.	Rating	Color
15A			
Two Single Pole Switches, non-grounded	5224	15A-120/277VAC	W,I
Two Single Pole Switches with ground screw	5224-2	15A-120/277VAC	W,I,A,T
Single Pole Switch/Receptacle with ground screw	5225	Switch: 15A-120VAC Receptacle: 15A-125V	W,I,A,T
Tamper-Resistant Single Pole Switch/ Receptacle with ground screw	T5225	Switch: 15A-120VAC Receptacle: 15A-125V	W,I,A,T
3-Way Switch/Receptacle with ground screw	5245	Switch: 15A-120VAC Receptacle: 15A-125V	W,I
3-Way Switch/Single Pole Switch with ground screw	5241	15A-120/277VAC	W,I,A,T
Two 3-Way Switches with ground screw	5243	15A-120/277VAC	W,I,A,T
Single Pole Switch/Pilot Light with ground screw	5226	Switch: 15A-120VAC Pilot Light: 1/25W-125VAC	W,I,A,T
3-Way Switch/Pilot Light with ground screw	5246	Switch: 15A-120VAC Pilot Light: 1/25W-125VAC	W,I,T
20A			
Two Single Pole Switches with ground screw	5334	20A-120/277VAC	W,I
Single Pole Switch/Receptacle with ground screw	5335	Switch: 20A-120VAC Receptacle: 20A-125V	W,I,E
Single Pole Switch/Pilot Light with ground screw	5336	Switch: 20A-120VAC Pilot Light: 1/25W-125VAC	I

COMBINATION DEVICES

COLOR

Basic Cat. Nos. denote Mahogany (Brown). To order colors, add suffix to basic Cat. No. White (-W), Ivory (-I), Almond (-A), Light Almond (-T), Ebony (-E).

TESTING AND CODE COMPLIANCE

- UL Listed (File #7458)
- CSA (File #LR-3413)
- NOM Certified (#057)

HORSEPOWER

15A

1/2 @ 120V

2 @ 240V

20A

1 @ 120V

2 @ 240V

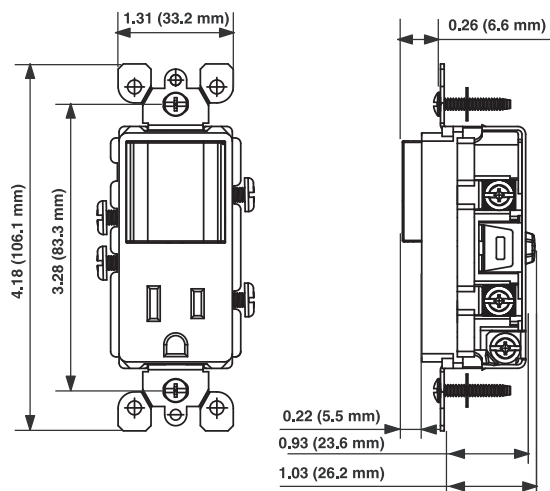
MATERIAL CHARACTERISTICS

Environmental: Flammability UL-94,V2 Rating

Operating Temperature: -40°F to 248°F (-40°C to 120°C)

DIMENSIONS

Decora Combination Switch Receptacle



T5225-W

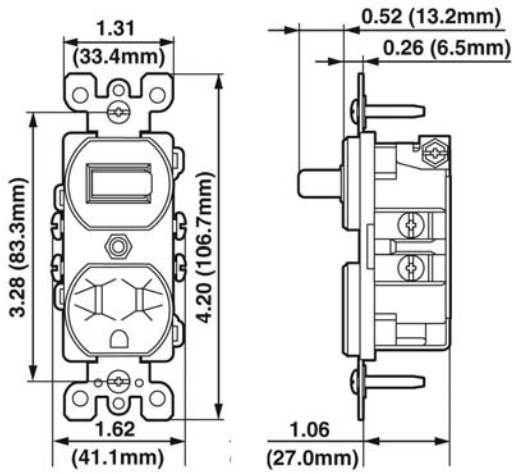


5226-W

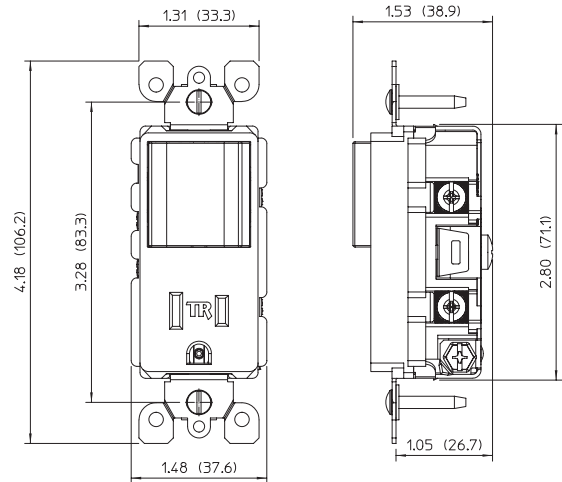
COMBINATION DEVICES

DIMENSIONS

Traditional Combination Switch Receptacle



Decora Tamper-Resistant Combination Receptacle



CEILING LAMPHOLDERS

Leviton has a rich tradition of producing lampholders for virtually any light source — incandescent, fluorescent and CFL. You can choose from a variety of ceiling lampholders, including medium base incandescent lampholders in keyless top wired and pull chain top wired designs. Replacement accessories and extended pull chains allow you to easily update or retrofit existing fixtures. Leviton's exclusive ENERGY STAR® rated Fluorescent Ceiling Lampholder offers safe and efficient lighting of closets, garages, utility rooms, basements, attics and other indoor closed spaces.



ENERGY STAR® is a registered trademark of the U.S. Government.

CEILING LAMP HOLDERS



9860



8827



9875

Specifications and Features

Keyless Fluorescent Ceiling Lampholder

- 13W GU24 Base Lamp
- Keyless Bi-Pin Compact Fluorescent Lampholder
- Impact resistant thermoplastic construction
- Optional polycarbonate lamp guard available
- Pigtail leads provide easy installation
- Knockout holes on box enable multiple configurations
- Thread-cutting screws facilitate installation of lamp guard
- Lamp Output = 900 lumens
- Lamp Color = 2700 K
- Lamp Life = 10,000 hours
- Limited Two-Year Warranty on Lampholder and Guard

Medium Base Incandescent Outlet Box Lampholders

- Twist-lock mounting
- Medium base

Keyless Fluorescent Ceiling Lampholder



Description	Cat. No.	Rating
Lampholder	9860	120V–250VAC
Lampholder with 13W Lamp*	9860-B	120V–250VAC
Lampholder with 13W Lamp and Lamp Guard*	9860-LHG	120V–250VAC
Lamp Guard	9860-L	

*ENERGY STAR compliant

APPLICATIONS

- Installs in closets, garages, basements, utility rooms and attics
- Suitable for indoor use only
- Use with a standard wall switch

TESTING AND CODE COMPLIANCE

- ENERGY STAR compliant (Catalog Numbers 9860-00B, 9860-LHG)
- UL as Listed
- Meets NFPA 70, NEC Section 410.8B Requirements. Can be utilized in closets and open spaces
- Meets Canadian Electric Code Requirements for use in closets with lamp guard
- Patent Pending

Medium Base Incandescent Outlet Box Lampholders



Description/Terminals	Cat. No.	Rating	OD	Fits Box Size
WHITE UREA ONE-PIECE KEYLESS TOP WIRED				
2 Terminal Screws	8829-CW1	660W-600V	4.5"	3.25" or 4"
6" Pigtail Leads	8829-CW2	660W-600V	4.5"	3.25" or 4"
4 Terminal Screws	8829-CW4	660W-600V	4.5"	3.25" or 4"

CEILING LAMPHOLDERS

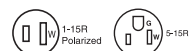
Description/Terminals	Cat. No.	Rating	OD	Fits Box Size
WHITE UREA ONE-PIECE PULL CHAIN TOP WIRED				
2 Terminal Screws	8827-CW1	660W-250V	4.5"	3.25" or 4"
6" Pigtail Leads	8827-CW2	660W-250V	4.5"	3.25" or 4"
2 Terminal Screws with Captive Clamps	8827-CW4	660W-250V	4.5"	3.25" or 4"
PORCELAIN ONE-PIECE KEYLESS TOP WIRED				
2 Screws*	9874	660W-250V	3.75"	3.25"
2 Screws, No Cage Lip	9875	660W-250V	4.5"	3.25" or 4"
6" Pigtail Leads, No Cage Lip	9875-2	660W-250V	4.5"	3.25" or 4"
4 Screws	49875	660W-250V	4.5"	3.25" or 4"
4 Quickwire Push-In*	9883	660W-250V	4.5"	3.25" or 4"
PORCELAIN ONE-PIECE PULL CHAIN TOP WIRED				
2 Screws	29816-C	660W-250V	4.5"	3.25" or 4"
6" Pigtail Leads	29816-C2	660W-250V	4.5"	3.25" or 4"
2 Screws with Captive Clamps for 4-Wire Terminals	49816-C	660W-250V	4.5"	3.25" or 4"

CSA Certified except where indicated by *

TESTING AND CODE COMPLIANCE

- UL Listed (File #E-3810)
- CSA Certified (File #LR-1863)

Porcelain Lampholder One-Piece Pull Chain Side Wired



Description/Terminals	Cat. No.	Rating	OD	Fits Box Size
2 Screws* (NEMA 1-15R)	9716-C	Lampholder: 660W-125V Outlet: 15A-125V	4.5"	3.25" or 4"
2 Screws (NEMA 5-15R)	9726-C	Lampholder: 660W-125V Outlet: 15A-125V	4.5"	3.25" or 4"

CSA Certified except where indicated by *

Ball and Chain Accessories

Description	Brass Finish	Nickel Finish
No. 6 Chain; .875" Dia. Balls	18302-1	18302-1N
Connector for No. 6 Chain	9820	9820-N
Chain, 3 feet long End Bell and Connector; use as extension or replacement; .004" Dia. Balls	6	6-N



9875



9716-C



9726-C

PLUGS AND CONNECTORS

Leviton Plugs and Connectors are rugged and easy to wire. They are offered in polarized and non-polarized versions and in all NEMA configurations.



Specifications and Features

- Brass plug blades and connector contacts for maximum conductivity
- Armored devices have heavily plated steel shields and cord clamps
- Vinyl devices resist chipping, cracking, oils, grease and acids
- Rubber devices resist cold, abrasion, grease, oils, acids and impact
- Plastic devices resist grease, oils and acids
- Limited Two-Year Warranty

10A and 15A Easy Wire 2 Pole, 2 Wire Plugs



Description	Cat. No.	Wire Gauge (stranded)	Color
Non-Polarized	321	#16/2 HPN, 15A (1875W) #18/2 HPN, 10A (1250W) #18/2 SPT-1, 10A (1250W) #18/2 SPT-2, 10A (1250W)	W
Polarized	321-P*	#16/2 HPN, 15A (1875W) #18/2 HPN, 10A (1250W) #18/2 SPT-1, 10A (1250W) #18/2 SPT-2, 10A (1250W)	W
Non-Polarized	123	#18/2 SPT-1, 10A (1250W) #20/2XT, 3A (375W)	W,I
Polarized	123-P*	#18/2 SPT-1, 10A (1250W) #20/2 XT, 3A (375W)	W,I

CSA Certified except where indicated by*

PLUGS AND CONNECTORS

2-Pole, 2-Wire Plugs and Connectors



Description	Cat. No.	Rating	Cord Dia. (inches)	Wire Gauge (stranded)	Color
Polarized Light Duty Clampfit Plug Note: Consult factory for availability of non-polarized version	101-P	15A-125V	Up to .250	No. 20, 18, 16 Flat or Rounded	W, E
Easy Wire Angle Plug	101-AN	15A-125V	Up to .250	SPT-1, SPT-2	W, E
Polarized Light Duty Clampfit Connector	102-P	15A-125V	Up to .250	No. 20, 18, 16 Flat or Rounded	W, E
Non-Polarized Heavy-Duty PVC Plug	115PV	15A-125V	.245-.655	AWG 18-2 to 12-2 Cable	Y±
Non-Polarized Heavy-Duty TPE Rubber Plug	115PR	15A-125V		AWG 18-2 to 12-2 Cable	E±
Non-Polarized Short Flat Vinyl Plug*	48643	15A-125V	.375 max	18-14	W, E
Non-Polarized Vinyl Handle Plug with cord clamp*	48646	15A-125V	.437 max	18-14	E±
Non-Polarized Vinyl Connector with cord clamp*	612†	15A-125V	.437 max	14 max	E±
Non-Polarized Round Vinyl Handle Plug with spring blades*	48642	15A-125V	.375 max	18-14	W, E±

†Not UL Listed. For replacement use only.
CSA Certified except where indicated by*

2-Pole, 3-Wire



Description	Cat. No.	Rating	Cord Dia. (inches)	Wire Gauge (stranded)	Color
Vinyl Handle Plug with cord clamp*	48648	15A-125V	.437 max.	18-14	E±
Vinyl Connector with steel cord clamp	617	15A-125V	.437 max.	16 max.	E±
Rubber Plug with vinyl inner assembly	113	15A-125V	.396-.562	18-14	E±
Rubber Connector; mates with No. 113	114	15A-125V	.396-.562	18-14	E±
Weatherproof Inlet on Flush Mount Wallplate with aluminum cover	4937			No. 10 max. copper or copper clad	

CSA Certified except where indicated by*

COLOR

Basic Cat. Nos. denote Mahogany (Brown), not available where indicated (±). To order colors, add suffix to basic Cat. No. White (-W), Ivory (-I), Ebony (-E), Yellow (-Y)

TESTING AND CODE COMPLIANCE

- Meets NEMA requirements (1-15P)
- UL Listed (File #E-13393)
- CSA Certified
- NOM Certified (#057)

MATERIAL CHARACTERISTICS

Environmental: Flammability, Rated V2 per UL 94
Operating Temperature: -40°F to 149°F (-40°C to 65°C)

ELECTRICAL ACCESSORIES

Leviton Electrical Accessories for the home include taps and adapters, night lights and child protection devices. Every electrical accessory is subject to Leviton's strict in-house quality control and must meet or exceed applicable industry standards.



TAPS AND ADAPTERS

Specifications and Features

- Limited Two-Year Warranty

Plug-In Switch

- Provides ON/OFF switching at outlet location

Plug-In Outlet Adapters

- Convenient expansion of outlet capacity

SWITCH TAPS

2-Pole, 2-Wire



Description

Cat. No.

Rating

Color

Plug-In Switch Tap, non-grounded

1469

13A-125V

W,I

ELECTRICAL ACCESSORIES

Plug-In Outlet Adapters



Description	Cat. No.	Rating	Color
2-POLE, 2-WIRE			
Single-to-Triple, round or flat plugs accepted, non-grounded (NEMA 1-15R)	63	15A-125V	W, I
Single-to-Triple Right Angle, 3 round or flat plugs accepted* (NEMA 1-15R)	65	15A-125V	W, I
Single-to-Triple, Swivel, 3 flat plugs accepted, non-grounded (NEMA 1-15R)	69	15A-125V	W, I
Cube Tap, Vinyl, 3 Round or flat plugs accepted, non-grounded (NEMA 1-15R)	531	15A-125V	W, I
2-POLE, 3-WIRE			
3-Wire, Duplex-to-Six, 6 small or 4 large plugs accepted, grounded (NEMA 5-15R)	6ADPT	15A-125V	W, I
3-Wire, Single-to-Triple, 3 straight or angle plugs accepted, grounded (NEMA 5-15R)	697	15A-125V	W, I
3-Wire, Single-to-Triple, Vinyl 3 straight or angle plugs accepted, grounded (NEMA 5-15R)	699	15A-125V	O
3-Wire, Single-to-Triple, 3 straight plugs accepted, grounded (NEMA 5-15R)	694	15A-125V	O, G
Triple Cube Adapter (NEMA 5-15R)	692	15A-125V	W, I
2-POLE, 2-WIRE TO 2-POLE 3-WIRE			
Adapter, 2-Wire to Grounding, 1 straight or 1 angle plug accepted* (NEMA 5-15R)	274	15A-125V	GY
2-Wire to Grounding, 3 straight plugs accepted* (NEMA 5-15R)	698	15A-125V	W, I

CSA Certified except where indicated by * Note: All Leviton #274 and #698 adapters use the outlet wallplate screws for grounding.

MEDIUM BASE LAMPHOLDER OUTLET ADAPTERS

2-Pole 2-Wire



Description	Cat. No.	Rating	Color
Outlet-to-Lampholder*	61	660W-125V	W, I
Lampholder-to-Outlet	125	660W-125V	W, I
Keyless Lampholder and 2 Outlets	1403	660W-125V	W, I, E
Single Lampholder-to-Twin Lampholder	128	660W-125V	I
Pull Chain Lampholder and 2 Outlets, Pull chain controls lamp socket ONLY. Outlet continuously live	1406	660W-125V Max. Total	W, I, E

CSA Certified except where indicated by *

COLOR


Basic Cat. Nos. denote Mahogany (Brown). To order colors, add suffix to basic Cat. No. White (-W), Ivory (-I), Ebony (-E), Gray (-GY), Orange (-O), Green (-G)

TESTING AND CODE COMPLIANCE

- UL Listed (File #E13393-Cat. No. 125; File #E13394-Cat. Nos. 1469, 49686, 692, 694, 697, 698, 274, 128, 1403 and 1406; File #E-13399-Cat. Nos. 63, 65, 69, 531)
- CSA Certified (File #LR-406-Cat. No. 125; File #LR-1523-Cat. No. 63; File #LR-2780-Cat. No. 128; File #LR-61476-Cat. Nos. 65, 69, 531 and 1469; File #LR-91345-Cat. No. 49686)
- NOM Certified (#057)



1469-W



69-W



698-W



1403-W

ELECTRICAL ACCESSORIES



49566-LED



51012



49563-FAN



49568

NIGHT/GUIDE LIGHTS

Leviton Night Lights and Guide Lights provide just the right amount of light at the right time, in styles to please any homeowner. Both product lines include a low-wattage LED model. The night light line offers a choice of standard, automatic and sound-activated lights.

Specifications and Features

Automatic Night Lights

- Turns ON automatically at dusk and OFF automatically at dawn, by sound or by movement depending on model
- Long-life 4 watt bulb or LED included

Guide Lights

- Energy-efficient with soft, comforting light
- Compact Neon model keeps second outlet free
- No bulb to replace in LED models

Night/Guide Lights



Description	Cat. No.	Rating	Color
ON/OFF NIGHT LIGHT			
ON/OFF switching with sleek, contemporary styling	48566	4W-125V	W, I
AUTOMATIC LIGHT DIRECTING LED NIGHT LIGHT			
Removable shade slides up and down to direct light	48585	.25W-120V	W
AUTOMATIC ROTATING SPOTLIGHT			
Incandescent Automatic ON/OFF with 360° rotating head directs light and varies intensity	49566	2.4W-120V	W
LED Automatic ON/OFF with 360° rotating spotlight directs light and varies intensity	49566-LED	.5W-120V	W
AUTOMATIC NIGHT LIGHT			
Automatic ON/OFF sensor with sleek, contemporary styling	48568	4W-120V	W, I (Night Light Base)
AUTOMATIC LED NIGHT LIGHT			
Automatic ON/OFF with light-reflecting, crystal-faceted shade	48580	.25W-120V	WHT, BLU, GRN
AUTOMATIC SOUND-ACTIVATED NIGHT LIGHT			
Sound-Activated with adjustable sensitivity	51012	4W-125V	W
LED Sound-Activated with adjustable sensitivity	51012-LED	.5W-125V	W
DECORATIVE SHADE LED NIGHT LIGHTS			
49563 Series—Consult your Leviton representative for available shade designs	49563	.5W-120V	W
GUIDE LIGHTS			
Button-Style Neon Guide Light	49567	.25W-120V	W
LED Guide Light with clear shade	49568	.5W-120V	WHT BLU
COOL GLOW NIGHT LIGHT			
Electro-Luminescent Guide Light (2 pack)	16509-2PK	.03W-115V	W

COLOR

Basic Cat. No. shown above denotes White (-W) or Ivory (-I). For Cat. Nos. 48580 and 49568 add to basic Cat. No. White w/Amber LED (WHT), Blue w/Blue LED (BLU) or Green (GRN)

TESTING AND CODE COMPLIANCE

- UL Listed (File #E-39445—Cat. Nos. 16509, 48566, 48581, 49563, 49566 and 51012; File #E-121173—Cat. No. 48568)
- CSA Certified (File #LR-1863—Cat. Nos. 48566, 48568 and 49566)
- NOM Certified (#057)

UTILITY LIGHTS

Brighten dark corners and other out of the way places with convenient battery-operated fluorescent utility lights. An adhesive mounting strip allows you to put them anywhere.

Specifications and Features

Utility Lights

- Battery operation adds light without wiring anywhere extra light is needed
- Includes adhesives for easy, anywhere mounting

Outlet Caps

- Insert into unused outlets to serve as a barrier
- Can be easily removed by adults when needed

Tamper-Resistant Receptacle

- Exclusive design helps prevent insertion of anything but a plug
- Floating shutters behind outlet faces block clear access to energized contacts

Fluorescent Utility Lights



Description	Cat. No.	Color
6" Battery-Operated Fluorescent Light—With 4W replaceable bulb. Requires 4 AA batteries (not included). 6V DC Jack for use with AC/DC adapter (Sold separately)	6511-6	(White base only)
6" Battery-Operated Closet Utility Light with ON/OFF switch (2 pack)—Requires 3 AA batteries (not included)	6516-2PK	(White base only)
CCFL Plug-In Utility Light—3W-120VAC, 60Hz	OCCFL	W

LED Utility Lights



Description	Cat. No.	Color
Battery-Operated LED Puck Utility Light with Push ON/OFF Requires 3 AA batteries (included)	LEDPL	E, SLV, L, G, R, P

COLOR

To order colors, add suffix to basic Cat. No. Ebony (-E), Silver (-SLV), Blue (-L), Green (-G), Red (-R), Purple (-P).



OCCFL



LEDPL-SLV

ELECTRICAL ACCESSORIES

CHILD PROTECTION DEVICES

Leviton's Outlet Cover Night Light and Outlet Caps prevent young hands from reaching into the wrong places. The Tamper-Resistant Receptacle has floating shutters behind the receptacle's face that block clear access to its contacts.

Outlet Caps and Tamper-Resistant Receptacles



Description	Cat. No.	Rating	Color
Outlet Caps—12 Pack	12777		W
Tamper-Resistant Receptacle 2-pole, 3-wire with ground screw (NEMA 5-15R)*	5321	15A-125V	W, I

COLOR

To order colors, add suffix to basic Cat. No. White (-W), Ivory (-I).

*See page 9 for additional Tamper-Resistant Receptacles.

ACCESSORIES

Staples, wiring fasteners, cable fittings, cable ties — Leviton has everything a contractor needs to get the job done.

Electrical Accessories



Description	Cat. No.	Color
Insulated Staples—.625" long, for use with 18/2 or smaller cord (40 Pieces)	12533	W
Plastic Staples—for .5" 14/2 & 12/2 NM Cable (50 Pieces)	12536	W
Wiring Fasteners—Includes .5" Plastic Staples, Coax Cable Fasteners and 5" X 1" Metal Staples (47 Mixed Pieces)	12537	W, E, Metal Mix
NM Cable Fittings—.375" dia. for 14/2, 14/3 & 12/3 NM Cable (4 Pack)	12538	
Cable Ties—Holds wires, cables, bundles and hoses; comes in assorted lengths and colors	12540	W, E, NE

COLOR

To order colors, add suffix to basic Cat. No. White (-W), Ebony (-E), Neon (-NE).

TESTING AND CODE COMPLIANCE

- UL Listed (File #E-84313—Cat. No. 48500; File #E-7416—Cat. No. 12777; File #E-13399—Cat. No. 5321)
- CSA Certified (File #LR-64317—Cat. No. 48500; File #LR-406—Cat. No. 5321)
- NOM Certified (#057)

Plug Into Safety™ with Leviton's Line of Tamper-Resistant (TR) Receptacles



Leviton makes it easy for you
to comply with the 2008 NEC
mandate for TR Receptacles
in all new residential housing.

Visit our Website at: leviton.com/safety

Set the mood. Save energy.



Vacherie, LA

LIGHTING CONTROLS

Sophisticated homeowners appreciate setting the lights low to watch a movie and programming the timer to turn on lights automatically so their home has a lived-in look. They enjoy the comfort of using the fan speed control to transform warm air into a soft summer breeze and the convenience of having the lights turn on automatically when their hands are full of groceries. Leviton Dimmers, Timers, Fan Speed Controls and Occupancy Sensors help make every home more comfortable, efficient and secure.

Dimmers and Fan Speed Controls	40
Decora® Digital	41
Decora	53
Traditional	60
Specialty	66
Energy Management	68

Decora® is a registered trademark of Leviton Manufacturing Co., Inc.
Note: All wallplates shown with products are sold separately.



DIMMERS AND FAN SPEED CONTROLS

Leviton Dimmers and Fan Speed Controls are expertly crafted, dependable and easy to install and operate. They are a welcome addition to today's energy-conscious homes.

Choose from a wide array of dimmers – digital, preset, slide, rotary, toggle and touch. All offer good looks with great value-added features. For example, dimming the lights effectively allows homeowners to be more cost and energy efficient.

Fan speed controls come in a variety of styles and choices to fit almost every functional requirement. Advanced technology ensures precise, quiet operation while a sleek, sophisticated design makes them the ideal match to Leviton's full complement of dimmers and switches.




DIMMERS AND FAN SPEED CONTROLS

DECORA® DIGITAL

Decora styling is the hallmark of these fine product lines. Decora Digital – consisting of Vizia +™, Mural® and True Touch™ – blends sophisticated design and advanced technology. Digitally engineered, these are sleek and contemporary devices, with intuitive operation.

Robust MOV for Superior Surge Protection

Built-in Radio/TV Interference Filter




Air Gap Switch Eases Service

Back and Side Wiring Screw Terminals



Micro Controller with Onboard Non-Volatile Memory



High Grade Triac For Superior Reliability

Seven Segment LED Brightness Display

Dim/Bright Bar

Return to Neutral Push Pad

Load Status Indicator

Features and Benefits

- Universal design for all ages and abilities
- Digital circuitry provides soft ON/fade OFF that extends lamp life
- Meets all applicable UL, CSA, NOM and FCC requirements
- Limited Five-Year Warranty

Mural® is a registered trademark and Vizia +™ and True Touch™ are trademarks of Leviton Manufacturing Co., Inc.

DIMMERS AND FAN SPEED CONTROLS



VPI06-1L/VP00R-1L



VP00R-10



VPS15-1L

VIZIA +™ DECORA DIGITAL

Specifications and Features

- Universal design provides crisp actuation and minimal travel
- Push pad always returns to neutral position regardless of load status
- Shallow depth available on select models for easier installation
- For maximum flexibility, advanced programming is available for energy save mode, minimum brightness level, preset ON and OFF, fade rates, almost OFF and LED options
- Digital circuitry provides single pole, 3-way or multi-location dimming or switching when used with Vizia +™ remotes
- Terminal screws (back and side wire) available on select models for easier installation
- Green LED indicates load status and serves as locator light
- Air-gap switch completely disconnects power to unit for bulb changing or removal from service
- Digital circuitry provides soft ON/fade OFF switching that extends lamp life
- Streamlined, popular Decora styling complements interiors and is compatible with other Decora devices
- Complements Vizia RF +™ Home Controls (see page 196 for more information)
- Protected memory and voltage compensation maintain light levels after power outages and during minor power fluctuations
- Color change kits are available to allow fast color changeover and simplify stocking inventory
- Compatible with Decora *Plus* screwless wallplates and Decora wallplates
- Limited Five-Year Warranty

Vizia + Decora Digital Controls for Single Pole, 3-Way or More Applications



Description	Cat. No.	Rating	Color*
DIMMERS			
Incandescent Dimmer with LED locator and brightness display	VPI06-1L	600W-120VAC	X, Z, W
Contractor Pack*	VPI06-ML		W, A, T
Magnetic Low Voltage Dimmer with LED locator and brightness display	VPM06-1L	600VA (450W)-120VAC	X, Z
Incandescent/Magnetic Low Voltage Dimmer with LED locator and brightness display	VPM10-1L	Incandescent: 1000W-120VAC Magnetic Low Voltage: 1000VA (800W)-120VAC	X, Z
Electronic Low Voltage Dimmer with LED locator and brightness display; neutral required	VPE04-1L	400W-120VAC	X, Z
Electronic Low Voltage Dimmer with LED locator and brightness display; neutral required	VPE06-1L	600W-120VAC	X, Z
Fluorescent Dimmer for Mark 10® Powerline or Tu-Wire® Ballasts with LED locator and brightness display; neutral required	VPX10-1L	1000VA-120VAC	X, Z
Fluorescent Dimmer for Mark 10® Powerline Ballasts with LED locator and brightness display; neutral required	VPX12-7L	1200VA-277VAC	X, Z

DIMMERS AND FAN SPEED CONTROLS

Description	Cat. No.	Rating	Color*
Fluorescent Dimmer for Hi-lume® or Eco-10® (Eco-Series) Ballasts with LED locator and brightness display; neutral required	VPH08-1L	8A-120VAC	X, Z
Fluorescent Dimmer for Hi-lume® or Eco-10® (Eco-Series) Ballasts with LED locator and brightness display; neutral required	VPH06-7L	6A-277VAC	X, Z
Coordinating Remote Unit to 120VAC Dimmers/Fan Speed Control for 3-way or up to 10 locations, no LED; neutral required±	VP00R-10	No Load Rating - 120VAC	X, Z
Matching Remote Unit to 120VAC Dimmers/Fan Speed Control for 3-way or up to 5 locations, with LED locator and brightness/fan speed display; neutral required	VP00R-1L	No Load Rating - 120VAC	X, Z, W
Matching Dimmer Remote Unit to 277VAC Dimmers for 3-way or up to 5 locations, with LED locator and brightness display; neutral required	VP00R-7L	No Load Rating - 277VAC	X, Z
FAN SPEED CONTROL			
Quiet Fan Speed Control with LED locator and fan speed display	VPF01-1L	1.5A-120VAC	X, Z
SWITCHES			
Electronic Switch with LED locator; neutral required	VPS15-1L	15A-120VAC	X, Z
Matching Switch Remote Unit to 120VAC Dimmers/Fan Speed Control and VPS15-1L Switch for 3-way or up to 5 locations with LED locator; neutral required	VP0SR-1L	No Load Rating - 120VAC	X, Z
Coordinating Switch Remote Unit to 120VAC Dimmers/Fan Speed Control and VPS15-1L Switch for 3-way or up to 10 locations, no LED; neutral required±	VP0SR-10	No Load Rating - 120VAC	X, Z

*Contractor packs come packaged 10 pcs per box.

±Except when used with incandescent or magnetic low voltage devices

Color Change Kits for Vizia + Controls



Description	Cat. No.	Color*
Matching Dimmer Color Change Kit with LED locator and brightness display	VPKIT-MD	W, I, A, T, G, E, B, R
Coordinating Dimmer Color Change Kit, no LEDs	VPKIT-CD	W, I, A, T, G, E, B, R
Matching Switch Color Change Kit with LED locator	VPKIT-MS	W, I, A, T, G, E, B, R
Coordinating Switch Color Change Kit, no LED	VPKIT-CS	W, I, A, T, G, E, B, R

*COLOR

Some products come packaged with three colors. Products with suffix (-X) include White, Ivory and Almond; products with suffix (-Z) include White, Ivory and Light Almond. Color Change kits available in the following colors: White (-W), Ivory (-I), Almond (-A), Light Almond (-T), Gray (-G), Black (-E), Brown (-B), and Red (-R).

TESTING AND CODE COMPLIANCE

- UL Listed (File #E31373)
- CSA Certified (File #LR-3413)

MATERIAL CHARACTERISTICS

Environmental: Flammability UL-94, V2 Rating

Operating Temperature: 32°F to 130°F

CAUTION ON RETROFITS: When retrofitting Mark 10® *Powerline* dimming ballasts into fixtures that originally had Instant Start ballasts, the sockets **MUST** be replaced with Rapid Start sockets to allow proper dimmer operation and to prevent damage to the dimming ballast. Refer to the instructions provided with the ballast and the Leviton dimmer.

Note: Sharing a neutral wire may cause flickering. Connect all dimmers to the same phase or run a separate neutral to each phase. Consult Leviton Techline if problems persist.

Use Leviton Power Extenders to extend the load capacity of box mounted dimmers. Leviton Power Extenders are available for incandescent, magnetic low voltage, electronic low voltage, Mark 10® *Powerline* fluorescent dimming ballasts or equivalents and 0-10 VDC dimmable fluorescent ballasts such as Mark 7® *0-10V*, OSRAM Sylvania Quicktronic® Helios™ or equivalent ballasts.

DIMMERS AND FAN SPEED CONTROLS

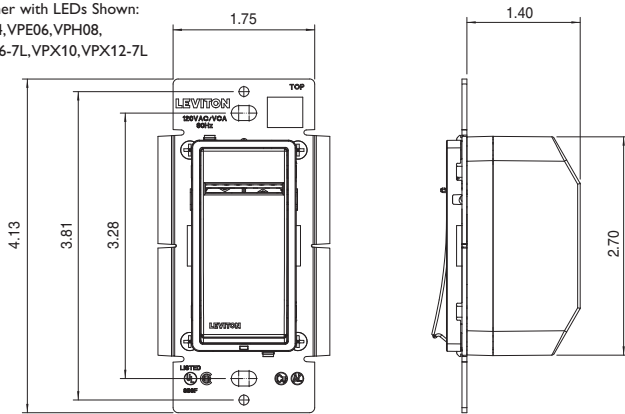
Maximum Load for Multi-Gang Applications

In multi-gang applications derating is required in accordance with the following charts. Many controls have side sections and fin removal is required (consult instruction sheets for further details).

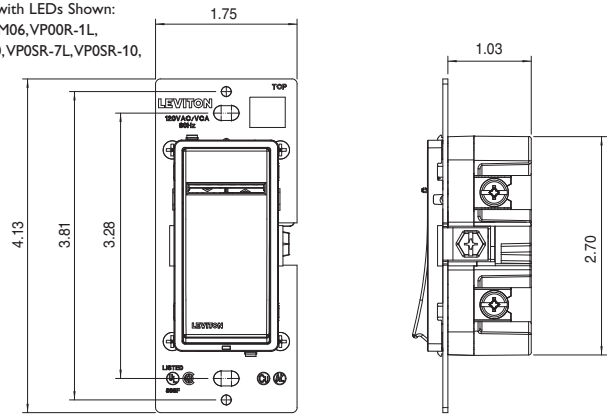
Cat. No.	Single	2-Gang	3-Gang
VPI06	600W	500W	400W
VPM06	600VA (450W)	500VA (375W)	400VA (300W)
VPM10 Incandescent	1000W	800W	650W
Magnetic Low Voltage	1000VA (800W)	800VA (640W)	650VA (520W)
VPE04	400W	350W	250W
VPE06	600W	500W	400W
VPX10	1000VA (8.3A)	800VA (6.6A)	650VA (5.4A)
VPX12	1200VA (4.3A)	1200VA (4.3A)	1200VA (4.3A)
VPH08	8A	8A	8A
VPH06	6A	6A	6A
VPF01	1.5A	1.5A	1.5A

DIMENSIONS

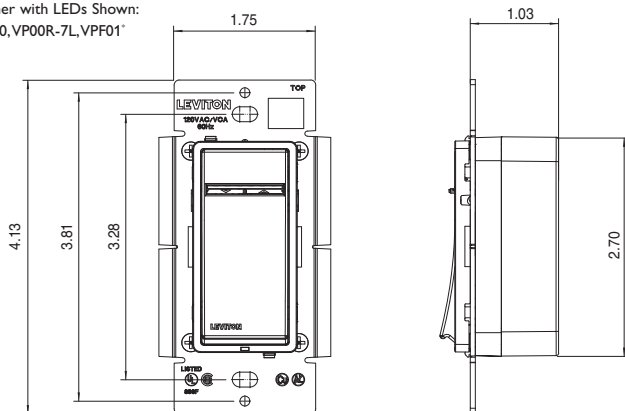
Dimmer with LEDs Shown:
VPE04, VPE06, VPH08,
VPH06-7L, VPX10, VPX12-7L



Dimmer with LEDs Shown:
VPI06, VPM06, VP00R-1L,
VP00R-10, VP0SR-7L, VP0SR-10,
VPS15



Dimmer with LEDs Shown:
VPM10, VP00R-7L, VPF01*



*VPF01 does not have side fins.

DIMMERS AND FAN SPEED CONTROLS

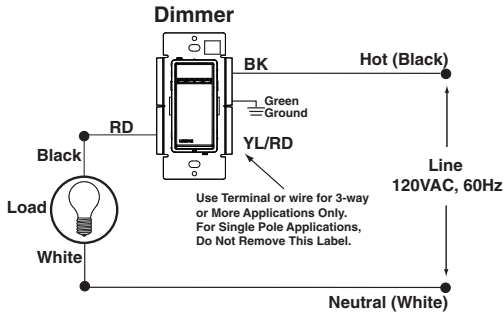
WIRING DIAGRAMS

Single pole wiring for incandescent or magnetic low voltage dimmer

Dimmers
VPI06
VPM06
VPM10

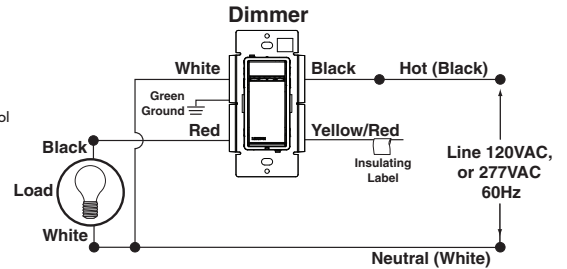
NOTES:

- 1) VPI06 and VPM06 have screw terminals, VPM10 has leads
- 2) Red and Black leads (or terminals) are interchangeable



Single pole wiring for electronic low voltage dimmers, Mark 10® Powerline dimmers, fan speed control or switch

Dimmers
VPE04
VPE06
VPX10
VPX12-7L
Fan Speed Control
VPF01
Switch
VPS15

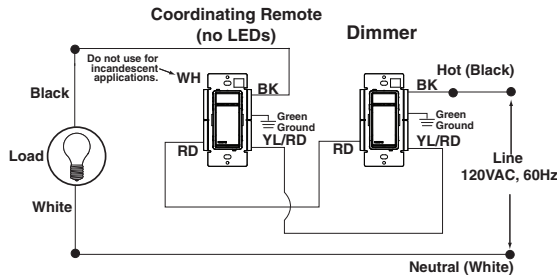


NOTES:

- 1) VPS15 has screw terminals, VPE04, VPE06, VPX10, VPF01 and VPX12-7L have leads

3-way wiring for incandescent or magnetic low voltage dimmers with coordinating remote

Dimmers
VPI06
VPM06
VPM10
Coordinating Dimmer Remote
VP00R-10
Coordinating Switch Remote
VPS0R-10



NOTES:

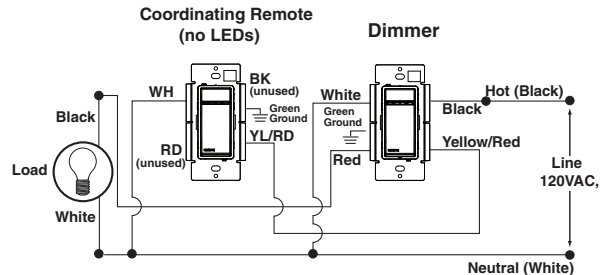
- 1) VPI06, VPM06 and VP00R-10 have screw terminals, VPM10 has leads
- 2) Black connections are interchangeable
- 4) Silver terminal on coordinating remote is unused

3-way wiring for electronic low voltage dimmer, Mark 10® Powerline dimmer, fan speed control or switch with coordinating remote

Dimmers
VPE04, VPE06, VPX10
Fan Speed Control
VPF01
Switch
VPS15

Coordinating Dimmer Remote
VP00R-10

Coordinating Remote Switch
VPS0R-10

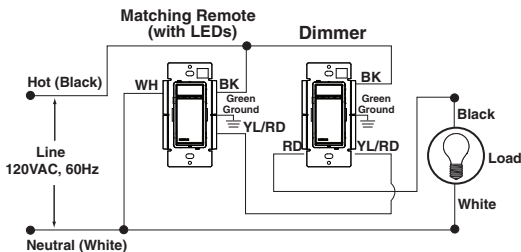


NOTES:

- 1) VPS15, VPS0R-10 and VP00R-10 have screw terminals, VPE04, VPE06, VPX10 and VPF01 have leads
- 2) Black and Red terminals on coordinating remotes are unused

3-way wiring for incandescent or magnetic low voltage dimmer with matching remote

Dimmers
VPI06
VPM06
VPM10
Matching Dimmer Remote
VP00R-1L
Matching Switch Remote
VPS0R-1L



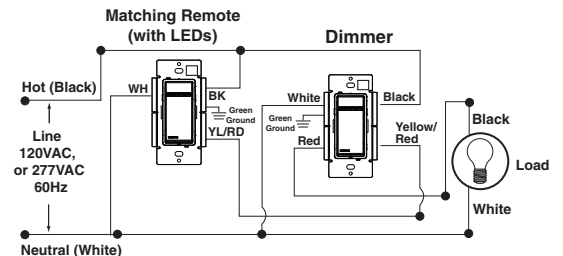
NOTES:

- 1) VPI06, VPM06, VP00R-1L and VPS0R-1L have screw terminals, VPM10 has leads

3-way wiring for electronic low voltage dimmer, Mark 10® Powerline dimmer, fan speed control or switch with matching remote

Dimmers
VPE04
VPE06
VPX10
VPX12-7L
Fan Speed Control
VPF01
Switch
VPS15

Matching Dimmer Remotes
VP00R-1L
VP00R-7L
Matching Switch Remote
VPS0R-1L



NOTE: VPS15, VPS0R-1L and VP00R-1L have screw terminals, VPE04, VPE06, VPX10, VPF01, VPX12-7L and VP00R-7L have leads

DIMMERS AND FAN SPEED CONTROLS

MURAL® DECORA® DIGITAL

Specifications and Features

Digital Controls

- Provides single pole, 3-way or multi-location full range dimming when used with MS00R or MSE0R remotes
- Streamlined, popular Decora styling complements interiors and is compatible with other Decora devices
- Decora rocker action provides crisp actuation and minimal travel
- Digital circuitry provides soft ON/fade OFF switching that extends lamp life
- Compatible with Decora *Plus* screwless wallplates and Decora wallplates
- Coordinates with Decora Home Controls (See Home Automation section – page 214)
- Green LED locator illuminates when lights are OFF
- Color change kits are available to allow fast color changeover and simplify stocking inventory
- Protected memory and voltage compensation maintain light levels after power outages and during minor power fluctuations
- Built-in radio/TV interference filter
- Air-gap switch completely disconnects power to unit for bulb changing or removal from service
- Limited Five-Year Warranty

Scene Capable Digital Dimmers

- Responds to lighting level commands sent by the MN00C-1L Scene Controller
- Users can program the desired lighting level for individual Mural Scene Dimmers in up to seven distinct lighting scenes which are easily accessed by one or more Scene Controllers
- Decora rocker action provides crisp actuation and minimal travel
- Scene Controller also provides an OFF button and two arrow shaped buttons for group DIM/BRIGHT control
- Local DIM/BRIGHT adjustment on individual scene dimmers will not affect programmed scene lighting settings
- Compatible with Leviton Scene Enhancement products including Contact Closure Interface, Infrared Hand-Held Remote, Infrared Receiver, 1-way and 2-way Signal Repeater
- Streamlined, popular Decora styling complements interiors and is compatible with other Decora devices

- Digital circuitry provides soft ON/fade OFF switching that extends lamp life
- Green LED indicates load status and serves as locator light
- Color change kits are available to allow fast color changeover and simplify stocking inventory
- Protected memory and voltage compensation maintain light levels after power outages and during minor power fluctuations
- Built-in radio/TV interference filter
- Air-gap switch completely disconnects power to unit for bulb changing or removal from service
- Limited Five-Year Warranty

Scene Controller

- Sends commands for up to seven distinct scenes to individual Mural Scene Capable Dimmers
- Multiple Scene Controllers can be used for multi-location access to scenes
- Provides OFF button and two arrow shaped buttons for Group DIM/BRIGHT control
- Local DIM/BRIGHT adjustment on individual scene dimmers will not affect programmed scene settings
- Green LED display for each selected scene
- Fast and easy scene programming
- Controls up to 20 scene dimmers per circuit
- Streamlined, popular Decora styling complements interiors and is compatible with other Decora devices
- Compatible with Decora *Plus* screwless wallplates and Decora wallplates
- Color change kits are available to allow fast color changeover and simplify stocking inventory
- Robust MOV for surge protection
- Customized lettering for each scene button available (maximum of eight characters and spaces). Contact your Leviton representative for ordering information
- Limited Five-Year Warranty

Scene Enhancement Products

- 2-way repeater provides scene control communication link between branch circuits. 1-way repeater allows the creation of separate scene control zones
- Limited Five-Year Warranty

Mural Lighting and Fan Speed Controls are polarity-sensitive devices. Always follow the wiring instructions included with each device.

DIMMERS AND FAN SPEED CONTROLS

Mural Decora Digital Controls for Single Pole, 3-way or More Applications



Description	Cat. No.	Rating	Color*
DIMMERS			
Incandescent Dimmer with LED locator and brightness display	MDI06-1L	600W-120VAC	W, I, A
Incandescent Dimmer with LED locator and brightness display	MDI10-1L	1000W-120VAC	W, I, A
Magnetic Low Voltage Dimmer with LED locator and brightness display	MDM06-1L	600VA (450W)-120VAC	W, I, A
Magnetic Low Voltage Dimmer with LED locator and brightness display	MDM10-1L	1000VA (800W)-120VAC	W, I, A
Electronic Low Voltage Dimmer with LED locator and brightness display, neutral required	MDE03-1L	350VA (280W)-120VAC	W
Coordinating Remote Unit to Dimmers/Fan Speed Controls for 3-way or up to 10 locations, no LED	MS00R-10	No load rating - 120VAC	W, I, A
Coordinating Remote Unit to Electronic Low Voltage Dimmer for 3-way or up to 10 locations, no LED, neutral required	MSE0R-10	No load rating - 120VAC	W
FAN SPEED CONTROL			
Quiet Fan Speed Control with LED locator and brightness display; neutral required	MDF01-1L	1.5A-120VAC	W

Color Change Kits for Mural Dimmers

Description	Cat. No.	Color*
Dimmer and Fan Speed Control Color Change Kit with LED locator and brightness display	DRKDD-1L	W, I, A, G, E, B
Remote Color Change Kit, no LED locator or display	DRK0R-00	W, I, A, G, E, B

*COLOR

To order colors, add suffix to basic Cat. No. White (-W), Ivory (-I), Almond (-A), Gray (-G), Black (-E) and Brown (-B). Some products come packaged with 3 colors. Products with suffix (-X) include White, Ivory and Almond.

TESTING AND CODE COMPLIANCE

- UL Listed (File #E-31373)
- CSA Certified (File #LR-3413)

MATERIAL CHARACTERISTICS

Environmental: Flammability UL-94, V2 Rating
Operating Temperature: 32°F to 130°F



MDI06-1L



MS00R-10

DIMMERS AND FAN SPEED CONTROLS



MCM06-1L



MN00C

Mural Scene Capable Decora Style Digital Dimmers



Description	Cat. No.	Rating	Color*
Scene Capable Incandescent/Magnetic Low Voltage Dimmer with LED locator and brightness display	MCM06-1L	Incandescent: 600W-120VAC Magnetic Low Voltage: 600VA-120VAC	X
Scene Capable Incandescent/Magnetic Low Voltage Dimmer with LED locator and brightness display	MCM10-1L	Incandescent: 1000W-120VAC Magnetic Low Voltage: 1000VA(800W)- 120VAC	X
Scene Capable Preset Fluorescent Dimmer for Mark 10 Powerline Ballast with LED locator and brightness display; neutral required	MCX10-1L	1000VA-120VAC	W

Color Change Kits for Mural Scene Capable Dimmers

Description	Cat. No.	Color*
Scene Capable Dimmer Color Change Kit w/LED locator and brightness display	DRKDD-1L	W, I, A, G, E, B

*COLOR

To order colors, add suffix to basic Cat. No. White (-W), Ivory (-I), Almond (-A), Gray (-G), Black (-E) and Brown (-B). Some products come packaged with 3 colors. Products with suffix (-X) include White, Ivory and Almond.

TESTING AND CODE COMPLIANCE

- UL Listed (File #E-31373)
- CSA Certified (File #LR-3413)

MATERIAL CHARACTERISTICS

Environmental: Flammability UL-94, V2 Rating
Operating Temperature: 32°F to 130°F

CAUTION ON RETROFITS: When retrofitting Mark 10® Powerline dimming ballasts into fixtures that originally had Instant Start ballasts, the sockets MUST be replaced with Rapid Start sockets to allow proper dimmer operation and to prevent damage to the dimming ballast. Refer to the instructions provided with the ballast and the Leviton dimmer.

Note: Sharing a neutral wire may cause flickering. Connect all dimmers to the same phase or run a separate neutral to each phase. Consult Leviton Techline if problems persist.

Use Leviton Power Extenders to extend the load capacity of box mounted dimmers. Leviton Power Extenders are available for incandescent, magnetic low voltage, electronic low voltage, Mark 10® Powerline fluorescent dimming ballasts or equivalents and 0-10 VDC dimmable fluorescent ballasts such as Mark 7® 0-10V, OSRAM Sylvania Quicktronic® Helios™ or equivalent ballasts.

Scene Controller for Mural Scene Capable Controls



Description	Cat. No.	Rating	Color*
Scene Controller: Seven lighting scene buttons plus OFF and Group DIM/BRIGHT buttons	MN00C-1L	No load rating; use with 120VAC Mural Scene Dimmers only	W

DIMMERS AND FAN SPEED CONTROLS

Color Change Kits for Mural Scene Controller

Description	Cat. No.	Color*
Color change kits with text for MN00C-1L Scene Controller	DCKS7-00	W, I, A, G, E
Color change kit with customizable labels for Scene Controller	DCKS7-0C	W, I, A, G, E

Scene Enhancement Products



Description	Cat. No.	Rating	Color*
Signal Repeater: Must be used if controlling light is on more than one circuit; 1-way and 2-way versions available	17100-1WY 17100-2WY	No load rating - 120VAC	
Infrared Receiver available with wall mount and ceiling fan bezels	177IR-IWA	No load rating - 120VAC	Supplied with White, Ivory and Almond bezels
Hand Held Infrared Remote Control: with 4-scene buttons plus OFF	177RC-00	No load rating - 120VAC	E

Note: A repeater must be used on any installation that uses more than 1 circuit.

*COLOR

Basic Cat. No. denotes White device. To order colors, add suffix to basic Cat. No. White (-W), Ivory (-I), Almond (-A), Gray (-G) and Black (-E).

TESTING AND CODE COMPLIANCE

- UL Listed (File #E-31373: MN00C and 177IR; File #E-66800: 17100-1WY and 17100-2WY; File #E-600800: 177BI)
- CSA Certified (File #LR-3413)

MATERIAL CHARACTERISTICS

Environmental: Flammability UL-94, V2 Rating
Operating Temperature: 32°F to 130°F

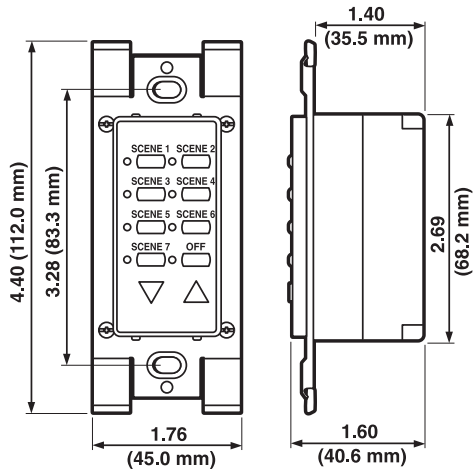
Maximum Load for Multi-Gang Applications

In multi-gang applications derating is required in accordance with the following charts. Many controls have side sections and fin removal is required (consult instruction sheets for further details).

Cat. No.	Single	2-Gang	3-Gang or more
MCM06-1L Incandescent	600W	500W	400W
Magnetic Low Voltage	600VA (450W)	500VA (375W)	400VA (300W)
MCM10-1L Incandescent	1000W	800W	700W
Magnetic Low Voltage	1000VA (800W)	800VA (650W)	700VA (560W)
MCX10-1L	1000VA	800VA	700VA
MDE03-1L	350VA (280W)	250VA (200W)	200VA (160W)
MDF01-1L	1.5A	1.5A	1.5A
MDI06-1L	600W	500W	400W
MDI10-1L	1000W	800W	700W
MDM06-1L	600VA (450W)	500VA (375W)	400VA (300W)
MDM10-1L	1000VA (800W)	800VA (650W)	700VA (560W)

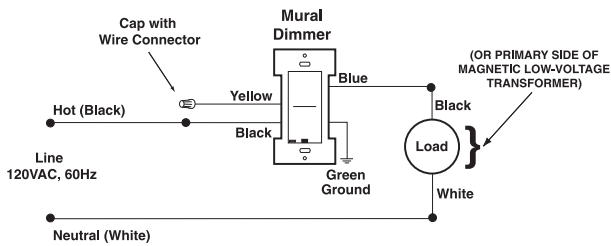
DIMMERS AND FAN SPEED CONTROLS

DIMENSIONS

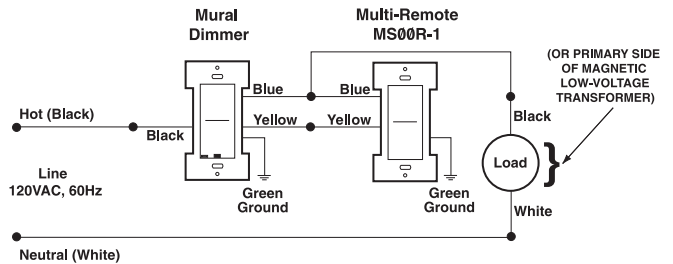


WIRING DIAGRAMS

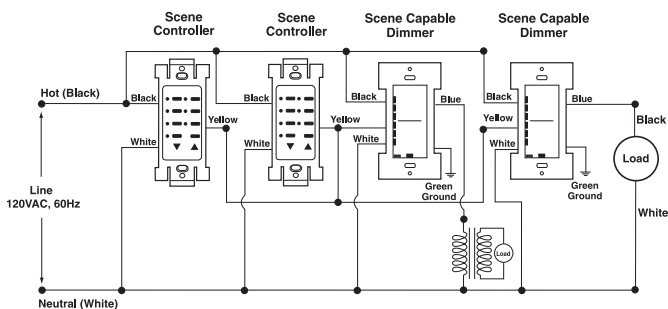
Mural Single-Location Control Application



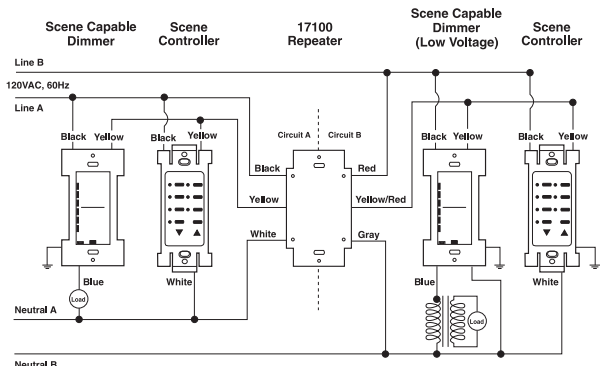
Mural 2-Location Control Application



Mural Scene Application



Mural Scene Application with Signal Repeater



DIMMERS AND FAN SPEED CONTROLS

TRUE TOUCH™ DECORA® DIGITAL

Specifications and Features

- Simple one touch for ON at preset level, or again for OFF. Touch and hold for BRIGHT/DIM lighting control
- Provides single pole, 3-way or multi-location control when used with TT00R remotes
- Streamlined, popular Decora styling complements interiors and is compatible with other Decora devices
- Digital circuitry provides soft ON/fade OFF switching that extends lamp life
- Compatible with Decora *Plus* screwless wallplates and Decora wallplates
- Green LED indicates load status and serves as locator light
- Color change kits are available to allow fast color changeover and simplify stocking inventory
- Protected memory maintains light levels after short-term power outages and during minor power fluctuations
- Built-in radio/TV interference filter
- Air-gap switch completely disconnects power to unit for bulb changing or removal from service
- Limited Five-Year Warranty

True Touch Decora Digital Dimmers for Single Pole, 3-Way or More Applications



Description	Cat. No.	Rating	Color*
Incandescent Dimmer with LED locator	TTI06-1L	600W-120VAC	X, Z, GS
Incandescent Dimmer with LED locator	TTI10-1L	1000W-120VAC	X, Z, GS
Magnetic Low Voltage Dimmer with LED locator	TTM10-1L	1000VA (800W)- 120VAC	X, Z, GS
Coordinating Remote Unit to True Touch Dimmers for 3-way or up to 10 locations, no LED	TT00R-1	No load rating - 120VAC	X, Z, GS

Color Change Kits for True Touch Decora Digital Dimmers

Description	Cat. No.	Color*
Dimmer Color Change Kit	TTKIT	W, I, A, T, G, E, WS, GI, BG
Remote Color Change Kit	TTKTR	W, I, A, T, G, E, WS, GI, BG

*COLOR

TTI06, TTI10 and TTM10 products come packaged with three colors. Products with suffix (-X) include White, Ivory and Almond; products with suffix (-Z) include White, Ivory and Light Almond; products with suffix (-GS) include White, Gold and Silver. Color change kits available in the following colors: White (-W), Ivory (-I), Almond (-A), Light Almond (-T), Gray (-G), Black (-E), White Frame/Silver Touch (-WS), Ivory Frame/Gold Touch (-GI) and Brown Frame/Gold Touch (-BG).



TTI06-1L



TT00R-1

True Touch Decora Digital Lighting Controls are polarity-sensitive devices. Always follow the wiring instructions included with each device.

DIMMERS AND FAN SPEED CONTROLS

TESTING AND CODE COMPLIANCE

- UL Listed (File #E-31373)
- CSA Certified (File #LR-3413)

MATERIAL CHARACTERISTICS

Environmental: Flammability UL-94,V2 Rating
 Operating Temperature: 32°F to 130°F

CAUTION ON RETROFITS: When retrofitting Mark 10® Powerline dimming ballasts into fixtures that originally had Instant Start ballasts, the sockets MUST be replaced with Rapid Start sockets to allow proper dimmer operation and to prevent damage to the dimming ballast. Refer to the instructions provided with the ballast and the Leviton dimmer.

Note: Sharing a neutral wire may cause flickering. Connect all dimmers to the same phase or run a separate neutral to each phase. Consult Leviton Techline if problems persist.

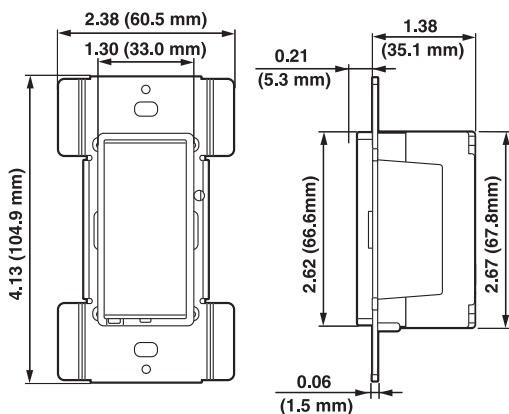
Use Leviton Power Extenders to extend the load capacity of box mounted dimmers. Leviton Power Extenders are available for incandescent, magnetic low voltage, electronic low voltage, Mark 10® Powerline fluorescent dimming ballasts or equivalents and 0-10 VDC dimmable fluorescent ballasts such as Mark 7® 0-10V, OSRAM Sylvania Quicktronic® Helios™ or equivalent ballasts.

Maximum Load for Multi-Gang Applications

In multi-gang applications derating is required in accordance with the following charts. Many controls have side sections and fin removal is required (consult instruction sheets for further details).

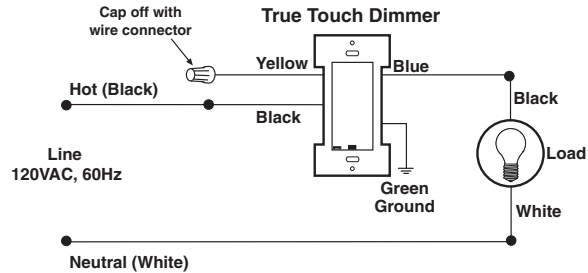
Cat. No.	Single	2-Gang	3-Gang or more
TTI06-1L	600W	500W	400W
TTI10-1L	1000W	800W	700W
TTM10-1L	1000VA (800W)	800VA (640W)	700VA (560W)

DIMENSIONS

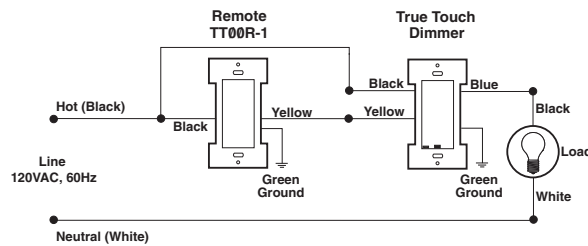


WIRING DIAGRAMS

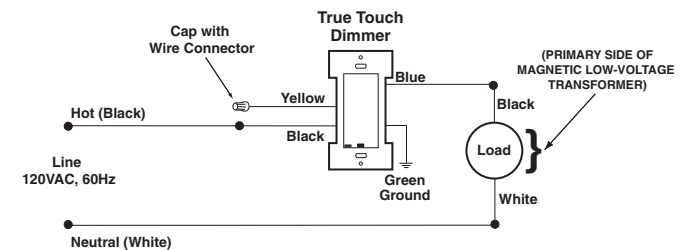
TTI06 & TTI10 single pole wiring diagram



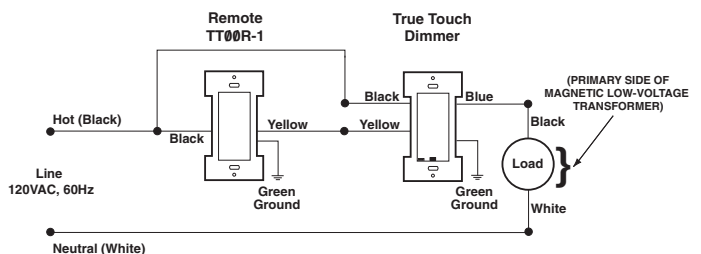
TTI06 & TTI10 3-way wiring diagram with TT00R



TTM10 single pole wiring diagram




TTM10 3-way wiring diagram



DIMMERS AND FAN SPEED CONTROLS

DECORA®

The Decora line – Illumatech™, Illumatech Rotary and SureSlide™ – offers innovation and elegance to suit any décor. All of these products deliver the high performance and reliability you've come to expect from the Decora name.



Features and Benefits

- Provides single pole and multi-location control when used with a 3-way switch
- Streamlined, popular Decora styling complements interiors and is compatible with other Decora devices
- Compatible with Decora *Plus* screwless wallplates and Decora wallplates
- Quiet 1.5A fan speed controls are ideal for libraries, study rooms and any area where ceiling fan noise could become distracting
- Captured slide bar stays on slide devices
- UL, CSA and NOM listed
- Limited Five-Year Warranty

Illumatech™ and SureSlide™ are trademarks of Leviton Manufacturing Co., Inc.

DIMMERS AND FAN SPEED CONTROLS

ILLUMATECH™ DECORA®

Specifications and Features

- Fluid slide movement allows fine adjustment of light level with minimum effort
- Captive wraparound slide bar remains securely attached
- Easy to use push button switch with conveniently positioned green LED locator
- Provides single pole and multi-location lighting control when used with a 3-way switch
- Streamlined, popular Decora styling complements interiors and is compatible with other Decora devices
- Compatible with Decora *Plus* screwless wallplates and Decora wallplates
- Power failure recovery ensures retention of last setting before power interruption
- Built-in radio/TV interference filter
- Quiet 1.5 amp fan speed controls are ideal for bedrooms, libraries, study rooms and any area where ceiling fan noise could become distracting. Full range 5 amp fan speed controls also available
- Color change kits are available to allow fast color changeover to simplify stocking inventory and feature a self-aligning mechanism that automatically connects it to internal slider
- Limited Five-Year Warranty



IPI06-1L



IPX06-10

IllumaTech Decora Preset Slide Controls – Single Pole or 3-Way



Description	Cat. No.	Rating	Color*
DIMMERS			
Incandescent Dimmer with LED locator	IPI06-1L	600W-120VAC	X, Z
Incandescent Dimmer with LED locator	IPI10-1L	1000W-120VAC	X, Z
Magnetic Low Voltage Dimmer with LED locator	IPM06-1L	600VA (450W)-120VAC	X, Z
Magnetic Low Voltage Dimmer with LED locator	IPM10-1L	1000VA (800W)-120VAC	X, Z
Electronic Low Voltage Dimmer with LED locator; neutral required	IPE04-1L	400VA (320W)-120VAC	X, Z
Fluorescent Dimmer for Mark 10 <i>Powerline</i> Ballast, no LED; neutral required	IPX06-10	600VA-120VAC	X, Z
Fluorescent Dimmer Mark 10 <i>Powerline</i> Ballast, no LED; neutral required	IPX10-10	1000VA-120VAC	X, Z
Fluorescent Dimmer for Mark 10 <i>Powerline</i> Ballast, no LED; neutral required	IPX06-70	600VA-277VAC	X, Z
Fluorescent Dimmer for Mark 10 <i>Powerline</i> Ballast, no LED; neutral required	IPX12-70	1200VA-277VAC	X, Z
Fluorescent Dimmer for Mark 7 <i>0-10V</i> Ballast with LED locator; neutral required	IP710-DL	1200VA @ 120VAC 1500VA @ 277VAC	X, Z
FAN SPEED CONTROLS			
Quiet Fan Speed Control with LED locator; neutral required	IPF01-1L	1.5A-120VAC	X, Z
Fully Variable Fan Speed Control with LED locator; neutral required	IPF05-1L	5A-120VAC	X, Z

DIMMERS AND FAN SPEED CONTROLS

Color Change Kits for Illumatech Controls

Description	Cat. No.	Color*
Color Change Kit with LED locator	IPKIT-00	W, I, A, T, G, E, B, R
Color Change Kit; no LED	IPKIT-0N	W, I, A, T, G, E, B, R
Color Change Kit for Fan Speed Control with LED locator	IPQFK-00	W, I, A, T, G, E, B, R

COLOR

IllumaTech Preset Controls come packaged with three colors. Products with suffix (-X) include White, Ivory and Almond; products with suffix (-Z) include White, Ivory and Light Almond. Color Change kits available in the following colors: White (-W), Ivory (-I), Almond (-A), Light Almond (-T), Gray (-G), Black (-E), Brown (-B) and Red (-R).

TESTING AND CODE COMPLIANCE

- UL Listed (File #E-31373)
- CSA Certified (File #LR-3413)

MATERIAL CHARACTERISTICS

Environmental: Flammability UL-94, V2 Rating
Operating Temperature: 32°F to 130°F

CAUTION ON RETROFITS: When retrofitting Mark 10® *Powerline* dimming ballasts into fixtures that originally had Instant Start ballasts, the sockets **MUST** be replaced with Rapid Start sockets to allow proper dimmer operation and to prevent damage to the dimming ballast. Refer to the instructions provided with the ballast and the Leviton dimmer.

Note: Sharing a neutral wire may cause flickering. Connect all dimmers to the same phase or run a separate neutral to each phase. Consult Leviton Techline if problems persist.

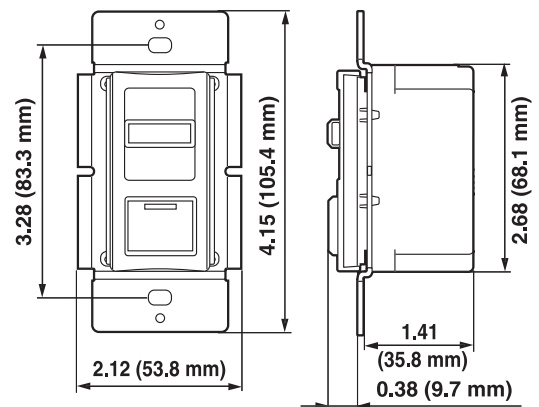
Use Leviton Power Extenders to extend the load capacity of box mounted dimmers. Leviton Power Extenders are available for incandescent, magnetic low voltage, electronic low voltage, Mark 10® *Powerline* fluorescent dimming ballasts or equivalents and 0-10 VDC dimmable fluorescent ballasts such as Mark 7® 0-10V, OSRAM Sylvania Quicktronic® Helios™ or equivalent ballasts.

Maximum Load for Multi-Gang Applications

In multi-gang applications derating is required in accordance with the following charts. Many controls have side sections and fin removal is required (consult instruction sheets for further details).

Cat. No.	Single	2-Gang	3-Gang or more
IPI06-1L	600W	500W	400W
IPI10-1L	1000W	800W	700W
IPE04-1L	400VA (320W)	350VA (280W)	250VA (200W)
IPM06-1L	600VA (450W)	500VA (375W)	400VA (300W)
IPM10-1L	1000VA (800W)	800VA (640W)	700VA (560W)
IP710-DL	1200VA @ 120VAC 1500VA @ 277VAC	1200VA @ 120VAC 1500VA @ 277VAC	1200VA @ 120VAC 1500VA @ 277VAC
IPX06-10	600VA	500VA	400VA
IPX10-10	1000VA	800VA	700VA
IPX06-70	600VA	600VA	600VA
IPX12-70	1200VA	1200VA	1200VA
IPF01-1L	1.5A	1.5A	1.5A
IPF05-1L	5A	4.1A	3.3A

DIMENSIONS



DIMMERS AND FAN SPEED CONTROLS



RPI06-1L



RPI06-10



RTD01-10

ILLUMATECH™ DECORA® ROTARY

Specifications and Features

- Rotary dial with contemporary Decora styling
- Dimmers provide single pole or 3-way control when used with a 3-way switch
- Dimmers available with or without LED locator
- Quiet 1.5 amp fan speed controls are ideal for libraries, study rooms and any area where ceiling fan noise could become distracting
- Dual fan speed control and dimmer is ideal for ceiling fans with built-in light fixtures
- Streamlined, popular Decora styling complements interiors and is compatible with other Decora devices
- Compatible with Decora *Plus* screwless wallplates and Decora wallplates
- Built-in radio/TV interference filter
- Limited Five-Year Warranty

IllumaTech Decora Rotary Controls



Description	Cat. No.	Rating	Color*
DIMMERS			
Rotary Incandescent Dimmer, single pole or 3-way, with LED locator	RPI06-1L	600W-120VAC	X, Z
Rotary Incandescent Dimmer, single pole or 3-way, no LED	RPI06-10	600W-120VAC	X, Z
FAN SPEED CONTROLS			
Quiet Fan Speed Control, single pole, no LED	RTF01-10	1.5A-120VAC	X, Z
Rotary Dual Quiet Fan Speed Control and Dimmer, single pole, no LED	RTD01-10	1.5A Fan Control/ 300W Dimmer	X, Z

*COLOR

Controls come packaged with three colors. Products with suffix (-X) include White, Ivory and Almond; products with suffix (-Z) include White, Ivory and Light Almond.

TESTING AND CODE COMPLIANCE

- UL Listed (File #E-31373)
- CSA Certified (File #LR-3413)

MATERIAL CHARACTERISTICS

Environmental: Flammability UL-94, V2 Rating
Operating Temperature: 32°F to 130°F

CAUTION ON RETROFITS: When retrofitting Mark 10® *Powerline* dimming ballasts into fixtures that originally had Instant Start ballasts, the sockets **MUST** be replaced with Rapid Start sockets to allow proper dimmer operation and to prevent damage to the dimming ballast. Refer to the instructions provided with the ballast and the Leviton dimmer.

DIMMERS AND FAN SPEED CONTROLS

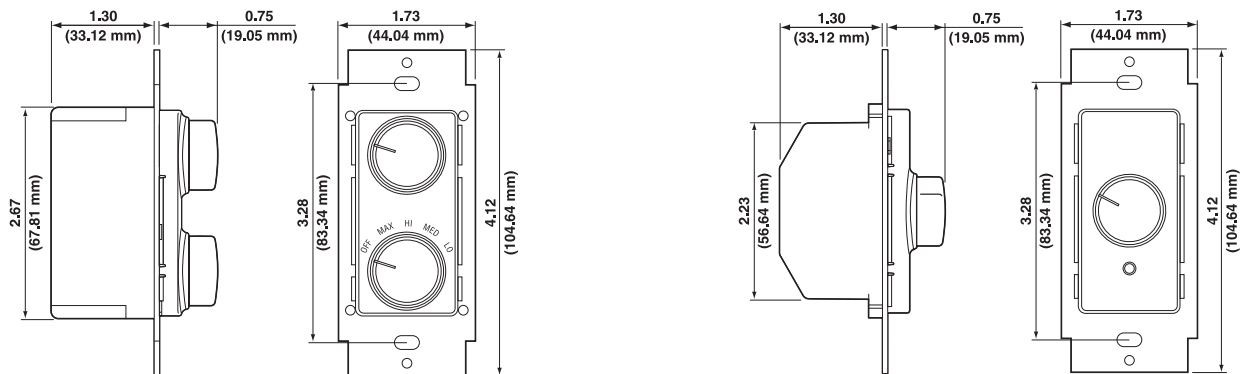
Use Leviton Power Extenders to extend the load capacity of box mounted dimmers. Leviton Power Extenders are available for incandescent, magnetic low voltage, electronic low voltage, Mark 10® *Powerline* fluorescent dimming ballasts or equivalents and 0-10 VDC dimmable fluorescent ballasts such as Mark 7® *0-10V*, OSRAM Sylvania Quicktronic® Helios™ or equivalent ballasts.

Maximum Load for Multi-Gang Applications

In multi-gang applications derating is required in accordance with the following charts. Many controls have side sections and fin removal is required (consult instruction sheets for further details).

Cat. No.	Single	2-Gang	3-Gang or more
RPI06-1L	600W	500W	400W
RPI06-10	600W	500W	400W
RTF01-10	1.5A	1.5A	1.5A
RTD01-10	300W/1.5A	300W/1.5A	300W/1.5A

DIMENSIONS



DIMMERS AND FAN SPEED CONTROLS

SURESLIDE™ DECORA®

Specifications and Features

- All SureSlide devices have a linear slide control for precise operation
- Preset versions provide single pole or 3-way lighting control when used with a 3-way switch
- Illuminated versions feature optional use Neon locator
- Streamlined, popular Decora styling complements interiors and is compatible with other Decora devices
- Compatible with Decora *Plus* screwless wallplates and Decora wallplates
- Built-in radio/TV interference filter
- Quiet 1.5 amp fan speed controls are ideal for libraries, study rooms and any area where ceiling fan noise could become distracting. Full range 5 amp fan speed controls also available
- SureSlide 6668 is specially designed to work with the Philips Dimmable Marathon® Bulbs
- Limited Five-Year Warranty



6633-PL



6631-L



6630

SureSlide Decora Full Range Slide Controls



Description	Cat. No.	Rating	Color*
DIMMERS			
Incandescent Dimmer; single pole slide-to-off with optional use LED locator	6631-L	600W-120VAC	W, I, A, T
Incandescent Dimmer; single pole or 3-way with preset ON/OFF switch with optional use LED locator	6633-PL	600W-120VAC	W, I, A, T
Incandescent or Magnetic Low Voltage Dual slide-to-OFF Dimmer: two single pole loads	6628	300W or 300VA per circuit; 600W/600VA total	W, I, A
Magnetic Low Voltage Dimmer; single pole or 3-way with preset ON/OFF switch with optional LED	6613-PL	600VA (450W)-120VAC	W, I, A, T
Electronic Low Voltage Dimmer; single pole or 3-way with preset ON/OFF switch	6615-P	300W-120VAC	W, T
Dimmer for Mark 10 <i>Powerline</i> /Philips Marathon ballasts, single pole	6668	500W-120VAC Mark 10 350W-120VAC Philips Dimmable Marathon	W, I
FAN SPEED CONTROLS			
Full-Range Fan Speed Control, single pole	6627-1	5A-120VAC	W, I, B*
Full-Range Fan Speed Control, single pole or 3-way with preset ON/OFF	6637-P	5A-120VAC	W, I, A, T
Quiet Step Fan Speed Control, single pole or 3-way with preset ON/OFF	6629-3	1.5A-120VAC	W, I, A, T
Dual Quiet Fan Speed Control and Dimmer	6630	1.5A Fan Control/ 300W Dimmer	W, I, A, T

*COLOR

Basic Cat. No. denotes Brown where Brown is available. To order colors, add suffix to basic Cat. No. White (-W), Ivory (-I), Almond (-A) and Light Almond (-T).

Philips Marathon® is a trademark of Koninklijke Philips Electronics N.V.

DIMMERS AND FAN SPEED CONTROLS

TESTING AND CODE COMPLIANCE

- UL Listed (File #E-31373)
- CSA Certified (File #LR-3413)

MATERIAL CHARACTERISTICS

Environmental: Flammability UL-94, V2 Rating
 Operating Temperature: 32°F to 130°F

CAUTION ON RETROFITS: When retrofitting Mark 10® *Powerline* dimming ballasts into fixtures that originally had Instant Start ballasts, the sockets **MUST** be replaced with Rapid Start sockets to allow proper dimmer operation and to prevent damage to the dimming ballast. Refer to the instructions provided with the ballast and the Leviton dimmer.

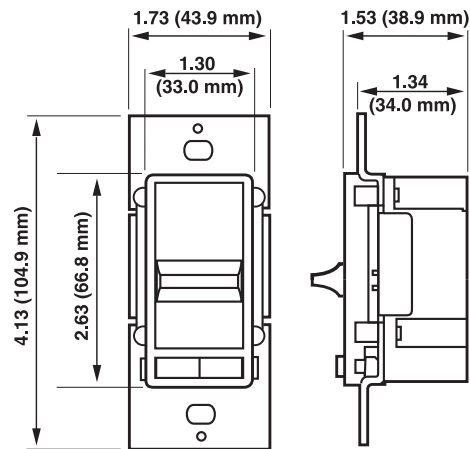
Use Leviton Power Extenders to extend the load capacity of box mounted dimmers. Leviton Power Extenders are available for incandescent, magnetic low voltage, electronic low voltage, Mark 10® *Powerline* fluorescent dimming ballasts or equivalents and 0-10 VDC dimmable fluorescent ballasts such as Mark 7® 0-10V, OSRAM Sylvania Quicktronic® Helios™ or equivalent ballasts.

Maximum Load for Multi-Gang Applications

In multi-gang applications derating is required in accordance with the following charts. Many controls have side sections and fin removal is required (consult instruction sheets for further details).

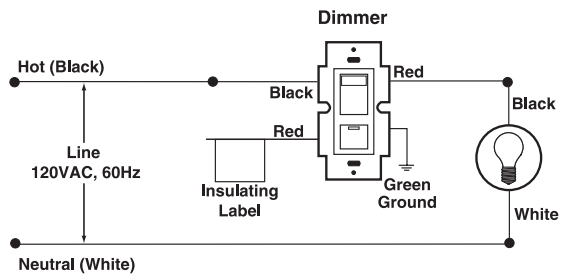
Cat. No.	Single	2-Gang	3-Gang or more
6631-L	600W	500W	400W
6633-PL	600W	500W	400W
6628	600W/VA total	500W/VA total	400W/VA total
6613-PL	600VA 450W	500VA (375W)	400VA (300W)
6615-P	300W	300W	250W
6668 Mark 10 Philips	500W 350W	400W 300W	400W 300W
6627-1	5A	4.1A	3.3A
6637-P	5A	4.1A	3.3A
6629-3	1.5A	1.5A	1.5A
6630	300W/1.5A	300W/1.5A	300W/1.5A

DIMENSIONS

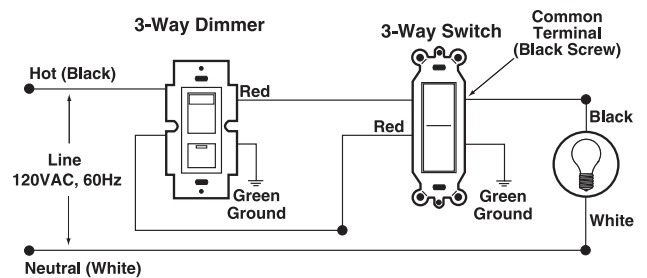


WIRING DIAGRAMS

Single-Location Control Application (Incandescent)



Two-Location Control Application (Incandescent)




Note – wiring diagram applicable to Illumatech and SureSlide.

DIMMERS AND FAN SPEED CONTROLS

TRADITIONAL LIGHTING CONTROLS

ToggleTouch™, Toggle and Trimatron™ products combine classic design and easy operation. Clean looks, user friendly features, color variety and flexible configurations make them suitable for all décors. Outstanding Leviton quality ensures a long, trouble free life.



Features and Benefits

- Built-in radio/TV interference filter
- Classic toggle opening for traditional styling
- Limited Five-Year Warranty

DIMMERS AND FAN SPEED CONTROLS

TOGGLETOUCH™

Specifications and Features

- Provides a unique combination of toggle ON/OFF switching and digital touch pad technology
- Designed for smooth ON/OFF toggle action and easy to operate fingertip touch dimming control
- Provides single pole or 3-way control when used with a 3-way switch
- Touch pads match color of toggle switch
- Compatible with Leviton standard toggle wallplates and all Leviton toggle switches
- Provides preset dimming with soft ON feature. Does not provide fade OFF
- LED locator illuminates when lights are OFF
- Protected memory during temporary power failures ensures that ToggleTouch will retain last setting before power interruption
- Built-in radio/TV interference filter
- Limited Five-Year Warranty

ToggleTouch Digital Dimmers – Single Pole or 3-way



Description	Cat. No.	Rating	Color*
Incandescent Dimmer with LED locator	TGI06-1L	600W-120VAC	W, I, A, T, B
Incandescent Dimmer with LED locator	TGI10-1L	1000W-120VAC	W, I, A, T, G
Magnetic Low Voltage Dimmer with LED locator	TGM10-1L	1000VA (800W)- 120VAC	W, I, A, T

Note: Leviton does not recommend using the ToggleTouch Dimmer with metal wallplates

COLOR

To order colors, add suffix to basic Cat. No. White (-W), Ivory (-I), Almond (-A), Light Almond (-T), Gray (-G) and Brown (-B).

TESTING AND CODE COMPLIANCE

- UL Listed (File #E-31373)
- CSA Certified (File #LR-3413)

MATERIAL CHARACTERISTICS

Environmental: Flammability UL-94,V2 Rating
Operating Temperature: 32°F to 130°F

CAUTION ON RETROFITS: When retrofitting Mark 10® Powerline dimming ballasts into fixtures that originally had Instant Start ballasts, the sockets MUST be replaced with Rapid Start sockets to allow proper dimmer operation and to prevent damage to the dimming ballast. Refer to the instructions provided with the ballast and the Leviton dimmer.

Use Leviton Power Extenders to extend the load capacity of box mounted dimmers. Leviton Power Extenders are available for incandescent, magnetic low voltage, electronic low voltage, Mark 10® Powerline fluorescent dimming ballasts or equivalents and 0-10 VDC dimmable fluorescent ballasts such as Mark 7® 0-10V, OSRAM Sylvania Quicktronic® Helios™ or equivalent ballasts.



TGI06-1L

DIMMERS AND FAN SPEED CONTROLS



6641



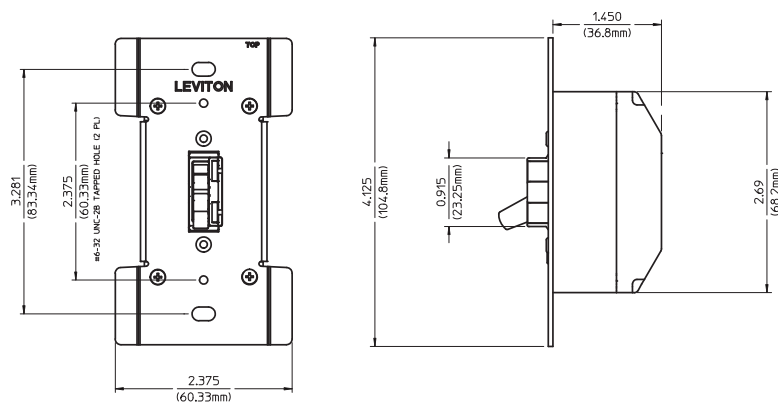
6693

Maximum Load for Multi-Gang Applications

In multi-gang applications derating is required in accordance with the following charts. Many controls have side sections and fin removal is required (consult instruction sheets for further details).

Cat. No.	Single	2-Gang	3-Gang or more
TGI06-1L	600W	500W	400W
TGI10-1L	1000W	800W	700W
TGM10-1L	1000VA (800W)	800VA (640W)	700VA (560W)

DIMENSIONS



TOGGLE

Specifications and Features

- Replaces standard toggle switch
- Easy to install shallow design
- Built-in radio/TV interference filter
- Positive ON/OFF action with smooth, full range brightness control
- Limited Five-Year Warranty

Toggle Dimmers

Description	Cat. No.	Rating	Color*
Incandescent Dimmer; single pole	6641	600W-120VAC	W, I
Incandescent Dimmer; single pole or 3-way	6643	600W-120VAC	W, I
Incandescent Dimmer; single pole, illuminated	6691	600W-120VAC	Clear
Incandescent Dimmer; single pole or 3-way, illuminated	6693	600W-120VAC	Clear

*COLOR

To order colors, add suffix to basic Cat. No. White (-W) and Ivory (-I).

DIMMERS AND FAN SPEED CONTROLS

TESTING AND CODE COMPLIANCE

- UL Listed (File #E-31373)
- CSA Certified (File #LR-3413)

MATERIAL CHARACTERISTICS

Environmental: Flammability UL-94,V2 Rating
 Operating Temperature: 32°F to 130°F

Use Leviton Power Extenders to extend the load capacity of box mounted dimmers. Leviton Power Extenders are available for incandescent, magnetic low voltage, electronic low voltage, Mark 10® *Powerline* fluorescent dimming ballasts or equivalents and 0-10 VDC dimmable fluorescent ballasts such as Mark 7® *0-10V*, OSRAM Sylvania Quicktronic® Helios™ or equivalent ballasts.

TRIMATRON™

Specifications and Features

- Select, traditional lighting controls feature an ultra compact design that fits in even the tightest wall boxes
- Built-in radio/TV interference filter
- Quiet 1.5 amp Trimatron Fan Speed Control is ideal for libraries, study rooms and any area where ceiling fan noise could become distracting. Full range 5 amp fan speed controls also available
- Wire leads provided for fast, easy installation
- Limited Five-Year Warranty



6681

Trimatron Deluxe Full Range Rotary Controls



Description	Cat. No.	Rating	Color*
DIMMERS			
Incandescent Dimmer; push ON/push OFF, single pole or 3-way	6683	600W-120VAC	X, Z
Incandescent Dimmer; single pole (Not UL Listed or CSA Certified)	6602-220	600W-220VAC/ 50 Hz	W
ACCESSORIES			
Decora Adapter for Rotary Dimmers – plastic, standard size; fits over .406" Dimmer shaft	80400		W, I, A, E, B*
Dimmer Knobs with metal insert (packed 25 per box)	26115		W, I, A, T, E, B*
FAN SPEED CONTROLS			
Full-Range Fan Speed Control	6616-X	5A-120VAC	W, I
Quiet Fan Speed Control	6639	1.5A-120VAC	X, Z

DIMMERS AND FAN SPEED CONTROLS

*COLOR

To order colors, add suffix to basic Cat. No. White (-W), Ivory (-I), Almond (-A), Light Almond (-T) and Black (-E). *80400 and 26115 also available in Brown (no suffix). Some products come packaged with 3 colors. Products with suffix (-X) include White, Ivory and Almond. Products with suffix (-Z) include White, Ivory and Light Almond.

TESTING AND CODE COMPLIANCE

- UL Listed (File #E-31373)
- CSA Certified (File #LR-3413)

MATERIAL CHARACTERISTICS

Environmental: Flammability UL-94, V2 Rating
Operating Temperature: 32°F to 130°F

Use Leviton Power Extenders to extend the load capacity of box mounted dimmers. Leviton Power Extenders are available for incandescent, magnetic low voltage, electronic low voltage, Mark 10® *Powerline* fluorescent dimming ballasts or equivalents and 0-10 VDC dimmable fluorescent ballasts such as Mark 7® *0-10V*, OSRAM Sylvania Quicktronic® Helios™ or equivalent ballasts.

Maximum Load for Multi-Gang Applications

In multi-gang applications derating is required in accordance with the following charts. Many controls have side sections and fin removal is required (consult instruction sheets for further details).

Cat. No.	Single	2-Gang	3-Gang or more
6683	600W	500W	400W
6616-X	5A	4.1A	3.3A
6639	1.5A	1.5A	1.5A

POWER EXTENDERS

Leviton Power Extenders increase the load capacity and versatility of Dimmers and architectural systems. A variety of models are available for all types of loads.

Specifications and Features

PE100-10W & PE200-10W

- Extends the capacity of dimmers and emulates connected dimmers in dimming range and resolution
- Low-end trim setting for minimum brightness level
- Aluminum heat sink with snap-on cover
- Can be surface- or flush-mounted using a 1900 Box and 2-gang raised cover
- Limited Two-Year Warranty

PE200-70W & PE400-10W

- Extends the capacity of dimmers and emulates connected dimmers in dimming range and resolution
- Aluminum heat sink with snap-on cover
- Can be surface- or flush-mounted using a 1900 Box and 2-gang raised cover
- Limited Two-Year Warranty

PE300-10W

- Extends the capacity of dimmers and emulates connected dimmers in dimming range and resolution
- Low-end trim setting for minimum brightness level
- Mounts in 4-inch square wall box
- Limited Two-Year Warranty

DIMMERS AND FAN SPEED CONTROLS

Power Extender Dimmer Compatibility

120V/600W or 600VA versions*, except with PE200-70W**



	Acenti Mural Vizia	Illuma Tech	Toggle Touch	Touch Point	True Touch	Sure Slide	Trimatron Controllers	Arch.
PE100-10W	Incand MLV	Incand	Incand	Incand	Incand	Incand		X
PE200-10W†	Mark 10	Mark 10		Mark 10				X
PE200-70W**†	Mark 10	Mark 10		Mark 10				
PE300	Incand MLV	Incand	Incand	Incand	Incand	Incand		X
PE400-10W	Incand MLV	Incand		Incand	Incand	Incand	Incand	X

*If the dimmer has a neutral wire it must be connected. †For Hi-lume ballasts use incandescent type dimmers.

Standard Power Extenders



Description	Cat. No.	Rating	Color
Extends dimming zone capacity to full 1920W/VA @ 120VAC for incandescent, magnetic low voltage, halogen or neon/cold cathode lighting	PE100-10W	Input Voltage: 120V 50/60Hz* Load Rating: 1920W/VA Dimmer Input: 120V 50/60Hz	W
Extends dimming zone capacity to full 1920W/VA @ 120VAC for Mark 10 Powerline, Hi-lume, Lutron Tu-Wire or equivalent dimmable fluorescent ballasts	PE200-10W	Input Voltage: 120V 50/60Hz* Load Rating: 1920VA Dimmer Input: 120V 50/60Hz	W
Extends dimming zone capacity to full 3000VA @ 277V for Mark 10 Powerline, Hi-lume, Lutron Tu-Wire or equivalent dimmable fluorescent ballasts	PE200-70W	Input Voltage: 277V 50/60Hz* Load Rating: 3000VA Dimmer Input: 120V 50/60Hz	W
Extends dimming zone capacity to full control of a 20A circuit with Mark 7 0-10V, Lutron 0-10V, OSRAM Sylvania Quicktronic Helios or equivalent ballasts	PE300-D0W	Input Voltage: 120-277VAC 60Hz* Load Rating: 20A-2400VA @ 120VAC, 5500VA @ 277VAC Power Consumption: 6W @ 120VAC, 18W @ 277VAC Output Ballast Control: 0-10VDC Dimmer Input: 120V 60Hz	Metallic Silver
Extends dimming zone capacity to full 1000W/VA @ 120VAC for electronic low voltage or incandescent lighting	PE400-10W	Input Voltage: 120VAC 50/60Hz* Load Rating: 1000W/VA Dimmer Input: 120V 60Hz	W

*Load output power is phase independent of control device.

*COLOR

To order colors, add suffix to basic Cat. No. White (-W).

TESTING AND CODE COMPLIANCE

- UL listed, CSA and NOM certified



PE400-10W



PE300-D0W

DIMMERS AND FAN SPEED CONTROLS



911



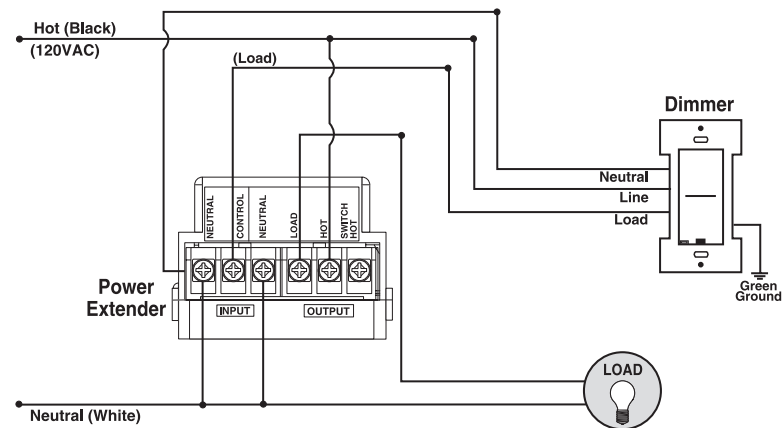
6161



TBI03

WIRING DIAGRAMS

Single Feed Application with Dimmer



SPECIALTY CONTROLS

Leviton supports every need with a wide range of specialty controls, including four step, lamp cord and table top dimmers, as well as an emergency flasher. They are robust and easy to install, with features any homeowner will appreciate.

Specifications and Features

911 Switch

- Alerts neighbors and helps emergency personnel locate a house quickly
- Has standard ON/OFF operation plus a special illuminated "FLASH" position that causes controlled lighting to flash ON and OFF at one second intervals
- Limited Five-Year Warranty

4-Level Step Dimmer

- Eliminates guesswork: user selects one of four preset lighting levels (25%, 50%, 75%, 100%)
- Easily installs in place of single pole switch
- LED indicates selected level of brightness
- Streamlined, popular Decora styling complements interiors and is compatible with other Decora devices
- Compatible with Decora Plus screwless wallplates and Decora wallplates
- Limited Five-Year Warranty

Lamp Cord and Dimmer Sockets

- Compact dimmer socket is interchangeable with standard lamp holder for dimmer conversion (eliminates need for expensive 3-way bulbs)
- Full-Range Feed-Through Lamp Cord Dimmer provides full-range dimming with positive ON/OFF action
- Limited Five-Year Warranty

DIMMERS AND FAN SPEED CONTROLS

Specialty Devices



Description	Cat. No.	Rating	Color*
Decora 3-position Emergency Flasher Rocker Switch Incandescent only	911	500W-120VAC	W, I, A
Decora 4-Level Step Dimmer Incandescent only	6161	500W-120VAC	W, I, A
HI-LO Feed-Through Lamp Cord Dimmer	1420	200W-120VAC	W (Basic Cat. No. denotes Brown)
Tabletop Dimmer for plug-in lamps	TBI03	300W-120VAC	W, E
Full-Range Feed-Through Lamp Cord Dimmer (Not UL listed or CDA certified)	6250-3	200W-120VAC	I (Basic Cat. No. denotes Brown)
Full-Range Compact Dimmer Socket (1/8 I.P.S. thread and set screw)	6151	150W-120VAC	

*COLOR

Basic Cat. No. denotes Brown where indicated. To order colors, add suffix to basic Cat. No. White (-W), Ivory (-I), Almond (-A) and Black (-E).

TESTING AND CODE COMPLIANCE

- UL Listed (File #E-3810: 6151; File #E-7458: 1420; File #E-7442: 6250-3)
- CSA Certified (File #LR-1863: 6151; File #LR-3413: 1420)

MATERIAL CHARACTERISTICS

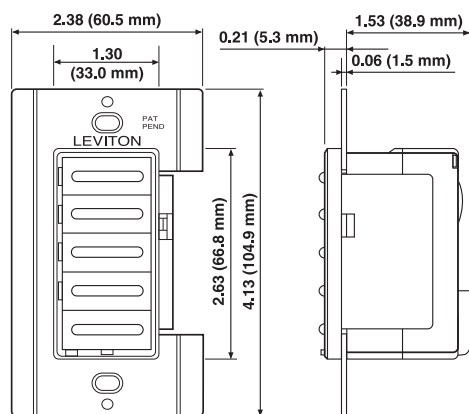
Environmental: Flammability UL-94,V2 Rating
Operating Temperature: 32°F to 130°F

Maximum Load for Multi-Gang Applications

In multi-gang applications derating is required in accordance with the following charts. Many controls have side sections and fin removal is required (consult instruction sheet for further details).

Cat. No.	Single	2-Gang	3-Gang or more
911	500W	400W	300W
6161	500W	400W	300W

DIMENSIONS



ENERGY MANAGEMENT

Leviton Energy Management devices make conservation easy. Occupancy sensors, outdoor motion sensors and timers save energy and control energy costs, as well as provide convenience and security. Homeowners feel safe. They turn on lights when hands are full and turn off automatically to ensure that power is not used unnecessarily.

Leviton Occupancy Sensors detect when someone is in a room and turn the lights on or off. Using the same technology, Leviton Outdoor Motion Sensors supply automatic security lighting for garages, entranceways, porches, backyards and swimming pools. They light the way for both homeowners and guests while protecting privacy and property.

Quiet and accurate, Leviton Timers efficiently control hot tubs, pool filters, fans, indoor and outdoor lighting... a host of devices in and around the home.



DECORA® OCCUPANCY SENSOR CONTROLS: INDOOR WALL SWITCHES

Following the Decora tradition of stylish practicality, these occupancy sensors have attractive yet unobtrusive housings, excellent sensitivity and ample fields of view. They function as wall switches and cover a range of room sizes.

Specifications and Features

Decora Wall Switch PIR Occupancy Sensors (PR150 and PR180)

- PR150 with 150° field of view and 350 sq. ft. of coverage is perfect for use in residential applications
- PR180 with 180° field of view and 400 sq. ft. of coverage is perfect for use in large rooms, home offices and a variety of light commercial and residential applications
- Ambient light override prevents these devices from switching lights ON when there is ample natural sunlight
- Manual override available for use as a standard ON/OFF switch
- Adjustable delayed OFF time interval (15 seconds to 15 minutes)
- Fits in standard wall box
- Streamlined, popular Decora styling complements interiors and is compatible with other Decora devices
- Compatible with Decora *Plus* screwless wallplates and Decora wallplates
- Limited Two-Year Warranty

Decora Manual-ON Occupancy Sensors (IPP15 and IPP0R)

- Manual-ON/automatic OFF operation in accordance with California Title 24 2005 requirements
- 180° field of view and 900 sq. ft. of coverage is perfect for use in bathrooms, basements, garages, utility rooms, and a variety of other residential areas
- Low profile design eliminates an obtrusive “scanning device” look
- IPP15 provides a true 3-way feature when used with the IPP0R Manual-ON Occupancy Sensor Remote or the VPOSR Vizia + Switch Remote
- Convenient push button provides manual ON/OFF light switching at any time
- Segmented Fresnel lens provides optimum sensitivity and performance; even slight body movements will be detected
- Four optional manual adjustments for delayed OFF time settings to maximize energy savings: 30 seconds (for walk test), 5 minutes, 15 minutes & 30 minutes
- LED indicator light flashes when sensor detects motion to verify detection is active
- Fits in standard wall box
- Streamlined, popular Decora styling complements interiors and is compatible with other Decora devices
- Compatible with Decora *Plus* screwless wallplates and Decora wallplates
- Limited Five-Year Warranty

Passive Infrared (PIR)

Infrared occupancy sensors are passive devices designed to detect the movement of heat-emitting bodies. They are installed to monitor areas where there are no physical obstructions to block the sensor's field of view. HOW IT WORKS: People naturally emit a small amount of infrared heat. As a person passes through the field of view, the sensor detects the motion as a change in the infrared background and responds by switching on area lights. After the field of view is unoccupied for a user-defined delayed off time, the sensor will automatically turn off the lights.

ENERGY MANAGEMENT



PR150-1L



IPP15-1L

Decora Wall Switch Infrared Occupancy Sensor



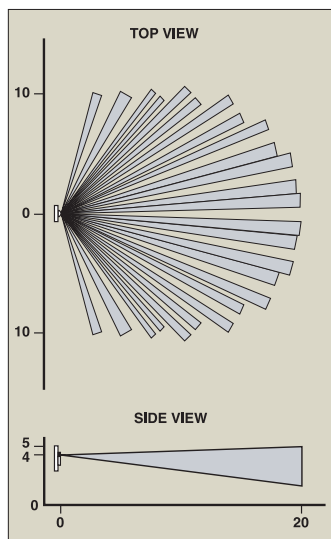
Description	Cat. No.	Rating	Color*
Decora Wall Switch PIR Occupancy Sensor; single pole, 150° field of view, 350 sq. ft.	PR150-1L	Incandescent: 500W Rapid Start Fluorescent only: 400VA @ 120VAC	W, I, A
Decora Wall Switch PIR Occupancy Sensor; single pole or 3-way, 180° field of view, 400 sq. ft.	PR180-1L	Incandescent: 500W Rapid Start Fluorescent only: 400VA @ 120VAC	W, I, A
Decora Manual-ON Occupancy Sensor; single pole, 3-way or more applications, 180° field of view, 900 sq. ft; neutral required	IPP15-1L	15A-120VAC	W, I, A, T, E
Decora Manual-ON Occupancy Sensor Remote Unit for 3-way or more applications, 180° field of view, 900 sq. ft; neutral required	IPP0R-1L	No load rating - 120VAC	W, I, A, T

Note: works with Vizia + Matching and Coordinating Remote

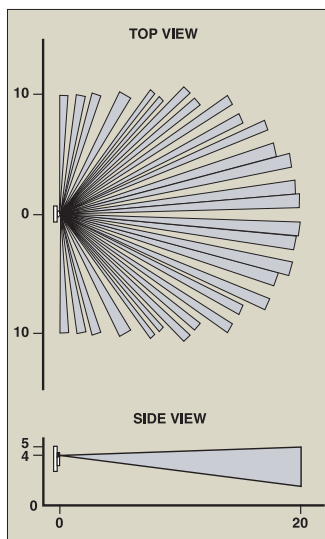
*COLOR

To order colors, add suffix to basic Cat. No. White (-W), Ivory (-I), Almond (-A), Light Almond (-T) and Black (-E).

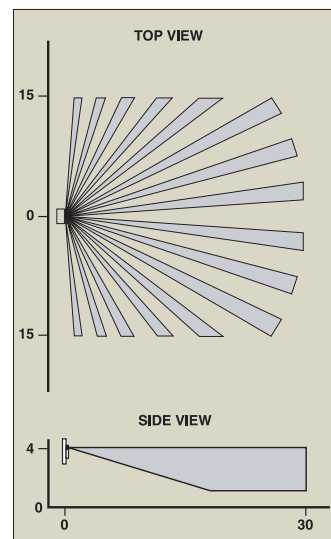
FIELD OF VIEW



PR150-1L Field of View



PR180-1L Field of View



IPP15 Field of View

TESTING AND CODE COMPLIANCE

- UL Listed (File #E-118904)
- CSA Certified (File #LR-91148M)
- IPP15 and IPP0R: California Title 24 Energy Code 2005 compliant

MATERIAL CHARACTERISTICS

Operating Temperature: 32°F to 122°F
Storage Temperature: 14°F to 185°F
Relative Humidity: 20% to 90% non-condensing



PR150-1L



IPP15-1L

Decora Wall Switch Infrared Occupancy Sensor



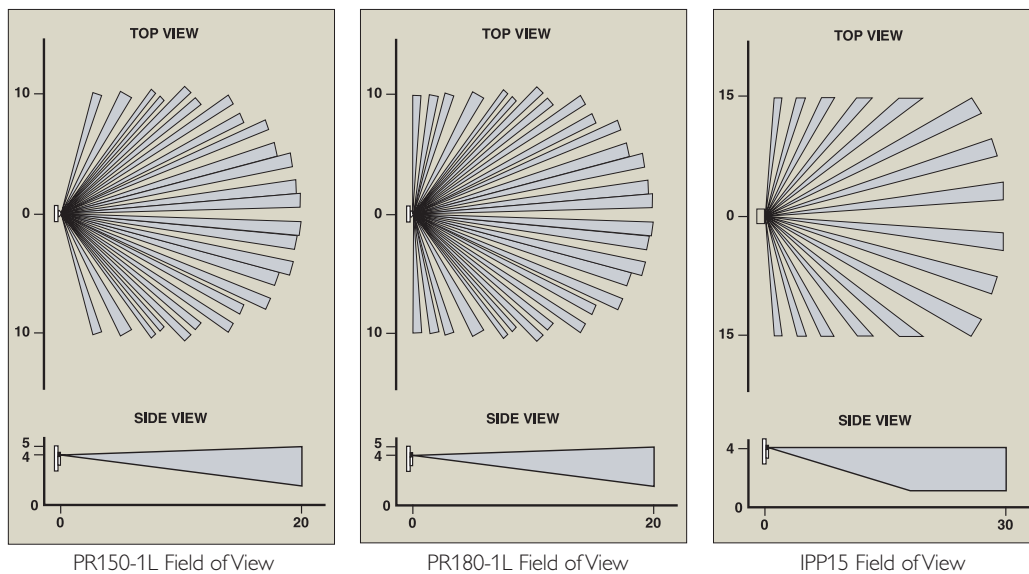
Description	Cat. No.	Rating	Color*
Decora Wall Switch PIR Occupancy Sensor; single pole, 150° field of view, 350 sq. ft.	PR150-1L	Incandescent: 500W Rapid Start Fluorescent only: 400VA @ 120VAC	W, I, A
Decora Wall Switch PIR Occupancy Sensor; single pole or 3-way, 180° field of view, 400 sq. ft.	PR180-1L	Incandescent: 500W Rapid Start Fluorescent only: 400VA @ 120VAC	W, I, A
Decora Manual-ON Occupancy Sensor; single pole, 3-way or more applications, 180° field of view, 900 sq. ft; neutral required	IPP15-1L	15A-120VAC	W, I, A, T, E
Decora Manual-ON Occupancy Sensor Remote Unit for 3-way or more applications, 180° field of view, 900 sq. ft; neutral required	IPP0R-1L	No load rating - 120VAC	W, I, A, T

Note: works with Vizia + Matching and Coordinating Remote

COLOR

To order colors, add suffix to basic Cat. No. White (-W), Ivory (-I), Almond (-A), Light Almond (-T) and Black (-E).

FIELD OF VIEW



TESTING AND CODE COMPLIANCE

- UL Listed (File #E-118904)
- CSA Certified (File #LR-91148M)
- IPP15 and IPP0R: California Title 24 Energy Code 2005 compliant

MATERIAL CHARACTERISTICS

Operating Temperature: 32°F to 122°F
Storage Temperature: 14°F to 185°F
Relative Humidity: 20% to 90% non-condensing

OCCUPANCY SENSOR LIGHTING CONTROLS: OUTDOOR

These Passive Infrared (PIR) outdoor motion sensors represent outstanding value in security lighting and provide the added benefits of convenience and energy savings. Easy to install and adjust, they automatically turn on lights in response to the slightest motion. Ideal for driveways, walkways, doorways, yards and docks, they discourage intruders and help prevent homeowners and welcome visitors from stumbling around in the dark.

Specifications and Features

Professional Series

- Ideal for a wide range of light commercial/residential settings including parking areas, storage facilities, warehouses, loading docks, marinas, garages, walkways, and campus grounds
- Adjustable delayed OFF time settings from 20 seconds (for test mode) to 15 minutes
- Adjustable sensitivity and immunity to RFI signals reduces false triggers
- Ambient light override prevents lights from turning ON when there is ample natural light
- Provides Automatic, Test and Continuous Modes: Test Mode simulates automatic operation with short delayed OFF time for ease of making adjustments. Continuous Mode enables manual override for constant lights ON operation (when used with standard ON/OFF switch)
- Surge suppression minimizes likelihood of damage due to electrical surges
- Temperature compensation feature ensures uniform performance in extreme hot or cold weather and during temperature fluctuations
- Sensor neck adjustment allows accurate area monitoring: 110° vertical, 180° horizontal, 110° rotational
- Limited Five-Year Warranty

Residential Series

- Ideal for a wide range of residential settings including backyards, garages, entranceways, porches, swimming pool areas, doorways and private docks
- Sensor neck adjustment allows accurate area monitoring: 110° vertical, 180° horizontal, 110° rotational
- Adjustable delayed OFF time settings from 20 seconds (for test mode) to 15 minutes
- Adjustable sensitivity reduces false triggers
- Provides Automatic, Test and Continuous Modes: Test Mode simulates automatic operation with short delayed OFF time for ease of making adjustments. Continuous Mode enables manual override for constant lights ON operation (when used with standard ON/OFF switch)
- Limited Five-Year Warranty

ENERGY MANAGEMENT

Infrared Outdoor Motion Sensor

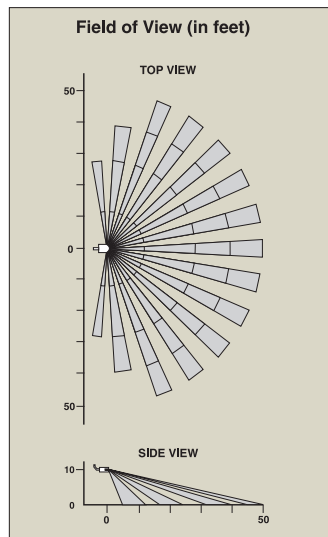


Description	Cat. No.	Rating	Color*
Professional Series Outdoor PIR Motion Sensor; 200° field of view	PS200-10	Incandescent: 1000W @ 120VAC	W
Professional Series Outdoor PIR Motion Sensor with dual floodlights, 200° field of view	PS200-1F	Incandescent: 1000W @ 120VAC	W
Professional Series Outdoor PIR Motion Sensor; 110° field of view	PS110-10	Incandescent: 1000W @ 120VAC	W
Professional Series Outdoor PIR Motion Sensor with dual floodlights, 110° field of view	PS110-1F	Incandescent: 1000W @ 120VAC	W
Residential Series Outdoor PIR Motion Sensor; 110° field of view	RS110-10	Incandescent: 500W @ 120VAC	W
Residential Series Outdoor PIR Motion Sensor with dual floodlights, 110° field of view	RS110-1F	Incandescent: 500W @ 120VAC	W

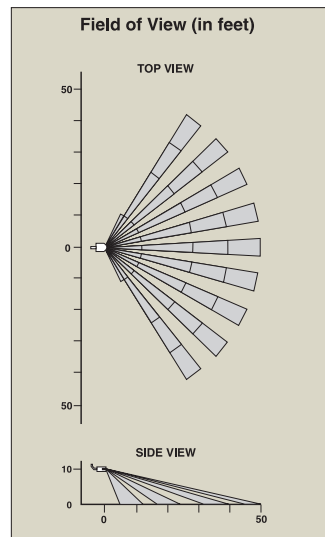


RS110-1F

FIELD OF VIEW



PS200-10 Field ofView



PS110-10 Field ofView

TESTING AND CODE COMPLIANCE

- UL Listed
- CSA Certified
- Meets ASHRAE Standard 90.1 requirements


DECORA PLUS™ ELECTRONIC TIMER SWITCHES

Leviton Timers add contemporary styling to any home. Built to the highest performance standards, Decora Electronic Timers provide a long lasting and reliable service life.

Four preset buttons plus an OFF button permit timed control of lights and appliances. Decora Plus Timers are ideal for heat lamps, foyers, outdoor lights, hot tubs, spas, saunas and attic and exhaust fans.

Specifications and Features

- LEDs indicate time elapsed and last LED flashes two minutes until OFF warning
- Electronic keypad control
- Matching Decora wallplate included
- Limited Two-Year Warranty

Electronic Timer Switches 		
Description	Cat. No.	Color*
COMMERCIAL GRADE		
Four preset buttons and OFF, 3-wire, single pole, neutral required, 1000W Incandescent, 20A inductive, 1 HP @ 120VAC. Compatible with electronic ballasts		
2-5-10-15 minutes	6215M	W, I, A, T
5-10-15-30 minutes	6230M	W, I, A, T
10-20-30-60 minutes	6260M	W, I, A, T
2-4-8-12 hours	6212H	W, I, A
RESIDENTIAL GRADE		
Four preset buttons and OFF, 2-wire, single pole, 500W incandescent, 120VAC		
2-5-10-15 minutes	6515M	W, I, A
10-20-30-60 minutes	6560M	W, I, A
2-4-8-12 hours	6512H	W, I, A

COLOR

To order colors, add suffix to basic Cat. No. White (-W), Ivory (-I), Almond (-A) and Light Almond (-T).

TESTING AND CODE COMPLIANCE

- UL Listed (File #E-66800)
- CSA Certified (File #LR-68679)
- NOM Certified (#057)
- Meets ASHRAE Standard 90.1 requirements

MATERIAL CHARACTERISTICS

Environmental: Flammability UL-94,V2 Rating
Operating Temperature: 32°F to 130°F



6230M



6515M



6512H



6124H



6651



6652

DECORA® PROGRAMMABLE ELECTRONIC TIMER SWITCHES

Specifications and Features

24-Hour Programmable Timer

- Ideal for a wide variety of light commercial and residential applications including outdoor lighting, pools, sprinklers, exhaust and attic fans, bathroom heat lamps, hot tubs and spas, office lights and landscape and security lighting
- Permits separate ON or OFF scheduling for 1/2-hour periods of the day; ON/OFF manual control available by using button below display panel
- Streamlined, popular Decora styling complements interiors and is compatible with other Decora devices
- Limited Two-Year Warranty

14-Hour Programmable Timer

- Ideal for residential incandescent lighting control including indoor, outdoor and seasonal lighting
- Automatic daily control with manual override offers convenience
- Automates daily switching program (up to 14 hours) by responding to DIP switch ON or OFF position for each hour; repeats until function switch is moved to MANUAL or OFF mode
- Limited Two-Year Warranty

Countdown Timer Switch

- For residential and light commercial applications including indoor and outdoor lighting, office lights and ceiling fans
- Simple rotary dial time selection of settings from one minute to 18 hours. ON/OFF manual control available
- An illuminated amber LED indicates load is ON. Blinking amber LED accompanied by annunciator sound indicates end of time cycle
- Limited Two-Year Warranty

Programmable Electronic Timer Switches



Description	Cat. No.	Rating	Color*
24-Hour LCD Programmable Timer Switch; compatible with electronic ballasts; ON/OFF scheduling in 30-minute intervals; neutral required	6124H	1200W Incandescent, 1200VA Inductive @ 120VAC 60Hz; Motor: 1 HP @ 120VAC 60Hz UL, 3/4 HP @ 120VAC	W, I, A
14-Hour Segment Programmable Timer Switch, incandescent only; ON/OFF scheduling in hourly intervals	6651	40W min, 500W max @ 120VAC	W, I, A
Decora Rotary-Dial Variable Countdown Timer Switch; 1 minute to 18 hour intervals; neutral required	6652	500W Incandescent, 20A Inductive; Motor: 1 HP @ 120VAC 60Hz	W, I, A

*COLOR

To order colors, add suffix to basic Cat. No. White (-W), Ivory (-I) and Almond (-A).

TESTING AND CODE COMPLIANCE

- UL Listed (File #E-66800)
- CSA Certified (File #LR-68679)

MATERIAL CHARACTERISTICS

Environmental: Flammability UL-94,V2 Rating
Operating Temperature: 32°F to 130°F

vizia +[™]

Lighting and Fan Speed Controls

Beautiful Inside and Out



Vizia + is Leviton's most advanced statement in residential lighting control technology. Integrated into a stylish new form factor compatible with Leviton's hallmark Decora® design, Vizia + lighting controls are setting a new standard among decorators, builders and homebuyers everywhere.

Visit our Website at: leviton.com



At home in the most beautiful residences.

Sierra Blanca, TX

WALLPLATES

Leviton wallplates are all about the importance of details. Precision manufactured to the highest standards for fit and finish, matching colors and solid performance. They come in configurations for every application. From simple toggle to multi-gang wallplates, they provide the same sturdy protection and fashionable functionality. Leviton wallplates never go out of style.

Decorative	78
Traditional	85
Combination	102
Connectivity Device Plates	111
Accessories	113
Weather-Resistant Covers	115



DECORATIVE

Leviton Decora *Plus*® and Decora® Designer Wallplates — available in a wide spectrum of colors and styles — can add subtle elegance to any home. You can go modern with Decora *Plus* screwless, snap-on wallplates, which install fast and flawlessly. Sleek, versatile and convenient, they now come in a midway size that gives even greater coverage, and can hide unsightly wall surface irregularities. All Leviton Decorative Wallplates can stand up to heavy use while coordinating perfectly with paint or wallcoverings. Think of them as the finishing touch to giving a home its signature look.



Features and Benefits

All Decora Wallplates

- Accent any wall covering with a wide selection of colors and finishes
- Smooth face and rounded edges resist dust accumulation
- Color-matched metal mounting screws supplied

Thermoset Wallplates

- Designed for high dielectric strength and arc resistance
- Meets or exceeds UL 514 testing requirements
- Resistant to fading, discoloration, grease, oils, organic solvents and moisture scratches
- Limited Two-Year Warranty

Thermoplastic Wallplates


- Molded thermoplastic for maximum resistance to impact, abrasion, fading and discoloration
- Resistant to mechanical stress associated with high abuse applications
- Limited Ten-Year Warranty

Metal Wallplates

- Rounded edges to prevent injury and wall damage
- Deluxe stainless steel is non-magnetic Type 302, .032" thick
- Standard stainless steel Type 430, .032" thick, also available
- Brass is 70/30 alloy 260, .040" thick
- Aluminum is 3004 alloy, .040" thick
- Limited Ten-Year Warranty

DECORA COLORS

Decora devices are offered in a wide range of colors and finishes.






DECORA PLUS™

Specifications and Features

- Sleek, smooth contemporary styling with no mounting screws and no subplate screws for ease of installation and cleaning
- Decora compatible — two-piece kit allows easy use with any Decora installation
- Constructed of durable polycarbonate to withstand abuse
- Screwless subplate offers ease of installation — exclusive “Hook n’ Snap” feature provides an easy, convenient and truly screwless wallplate installation

Decora Plus Screwless Snap-On (with Screwless Subplate)



	Description	Color	Cat. No. Standard Size
	1-Gang	White (-W)	80301-SW
		Ivory (-I)	80301-SI
		Almond (-A)	80301-SA
		Lt. Almond (-T)	80301-ST
		Gray (-GY)	80301-SGY
		Ebony (-E)	80301-SE
		Mahogany	80301-S
	2-Gang	White (-W)	80309-SW
		Ivory (-I)	80309-SI
		Almond (-A)	80309-SA
		Lt. Almond (-T)	80309-ST
		Gray (-GY)	80309-SGY
		Ebony (-E)	80309-SE
		Mahogany	80309-S
	3-Gang	White (-W)	80311-SW
		Ivory (-I)	80311-SI
		Almond (-A)	80311-SA
		Lt. Almond (-T)	80311-ST
		Ebony (-E)	80311-SE
		Mahogany	80311-S

DECORATIVE

	Description	Color	Cat. No. Standard Size
	4-Gang	White (-W)	80312-SW
		Ivory (-I)	80312-SI
		Almond (-A)	80312-SA
		Lt. Almond (-T)	80312-ST
		Ebony (-E)	80312-SE
		Mahogany	80312-S
	5-Gang	White (-W)	80321-SW
		Ivory (-I)	80321-SI
		Almond (-A)	80321-SA
		Lt. Almond (-T)	80321-ST
	6-Gang	White (-W)	80326-SW
		Ivory (-I)	80326-SI
		Almond (-A)	80326-SA
		Lt. Almond (-T)	80326-ST

TESTING AND CODE COMPLIANCE

- UL Listed (File #E-13397)
- Meets NEMA Standards WD-1, WD-6
- CSA Certified (File #LR-16347)
- NOM Certified (#057)

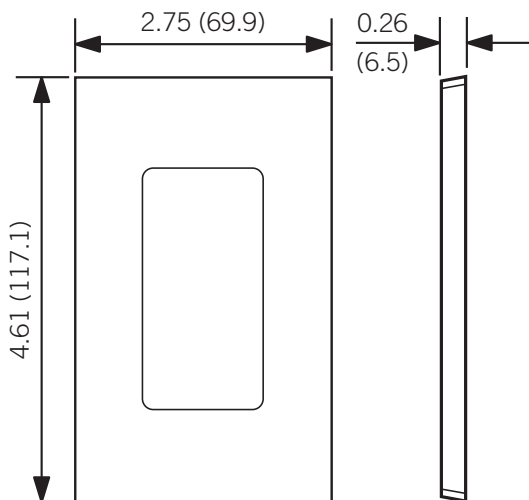
MATERIAL CHARACTERISTICS

Environmental: Flammability UL-94, V2 Rating
 Operating Temperature: -40°F to 248°F (-40°C to 120°C)

DIMENSIONS

Standard Size

803301-S







DECORA® STANDARD

Specifications and Features


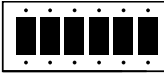


- Accent any wall covering with a wide selection of colors and finishes
- Smooth face and rounded edges resist dust accumulation
- Color-matched mounting screws supplied
- Mounting screws on one-gang Thermoplastic (Unbreakable) are preinstalled and captive

Decora Standard Size



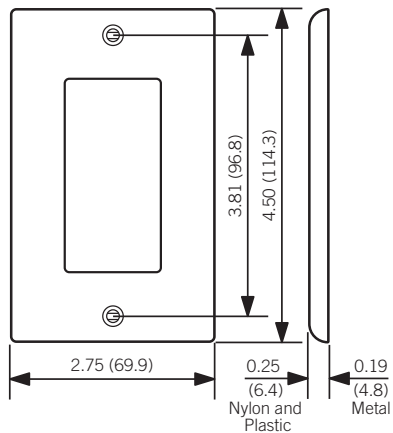
	Description	Color	Thermoset	Thermoplastic (Unbreakable)	Metal	
	Industry Standard		P26	N26	Industry Standard	
			Cat. No.	Cat. No.		Cat. No.
	1-Gang	White (-W) Ivory (-I) Almond (-A) Lt. Almond (-T) Gray (-GY) Ebony (-E) Mahogany Red (-R) Blue (-B)	80401-W 80401-I 80401-A 80401-T 80401-GY 80401-E 80401 — —	80401-NW 80401-NI 80401-NA 80401-NT 80401-NGY 80401-NE 80401-N 80401-NR 80401-NB	Aluminum Brass Polished Brass Non-Magnetic S/S	A26 B26 SN26-N 83401 81401 81401-PB 84401-40
	Industry Standard		P262	N262	Industry Standard	
	2-Gang	White (-W) Ivory (-I) Almond (-A) Lt. Almond (-T) Gray (-GY) Ebony (-E) Mahogany Red (-R) Blue (-B)	80409-W 80409-I 80409-A 80409-T 80409-GY 80409-E 80409 — —	80409-NW 80409-NI 80409-NA 80409-NT 80409-NGY 80409-NE 80409-N 80409-NR 80409-NB	Aluminum Brass Polished Brass Non-Magnetic S/S	A262 B262 S262-N 83409 81409 81409-PB 84409-40
	Industry Standard		P263	N263	Industry Standard	
	3-Gang	White (-W) Ivory (-I) Almond (-A) Lt. Almond (-T) Gray (-GY) Ebony (-E) Mahogany	80411-W 80411-I 80411-A 80411-T 80411-GY 80411-E 80411	80411-NW 80411-NI 80411-NA 80411-NT 80411-NGY 80411-NE 80411-N	Aluminum Brass Polished Brass Non-Magnetic S/S	A263 B263 S263-N 83411 81411 81411-PB 84411-40
	Industry Standard		P264	N264	Industry Standard	
	4-Gang	White (-W) Ivory (-I) Almond (-A) Lt. Almond (-T) Gray (-GY) Ebony (-E) Mahogany	80412-W 80412-I 80412-A 80412-T 80412-GY 80412-E 80412	80412-NW 80412-NI 80412-NA 80412-NT — — 80412-N	Brass Non-Magnetic S/S	B264 S264-N 81412 84412-40

DECORATIVE

	Description	Color	Thermoset	Thermoplastic (Unbreakable)	Metal
Industry Standard			P265		Industry Standard
			Cat. No.	Cat. No.	Cat. No.
	5-Gang	White (-W) Ivory (-I) Almond (-A) Lt. Almond (-T) Gray (-GY) Ebony (-E) Mahogany	80423-W 80423-I 80423-A 80423-T 80423-GY 80423-E 80423		Brass B265 Non-Magnetic S/S S265-N 81423 84423-40
Industry Standard			P266		Industry Standard
	6-Gang	White (-W) Ivory (-I) Almond (-A) Lt. Almond (-T) Gray (-GY) Ebony (-E) Mahogany	80436-W 80436-I 80436-A 80436-T 80436-GY 80436-E 80436		Non-Magnetic S/S S266-N 84436-40
Industry Standard			P267		
	7-Gang	White (-W) Ivory (-I)	80407-W± 80407-I±		
Industry Standard			P268	N268	Industry Standard
	8-Gang	White (-W)	80408-W±		

± Painted Metal Wallplates

DIMENSIONS




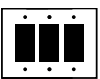
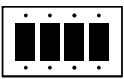


Standard Size Single-Gang

DECORA® MIDWAY

Specifications and Features

- Midway plates can be used to hide wall surface irregularities
- Full 0.375" taller and wider than standard wallplates
- Available in a wide selection of sizes and colors to complement any wall color or covering
- Smooth face and rounded edges resist dust accumulation
- Color-matched mounting screws supplied






Decora Midway Size 				
	Description	Color	Thermoset	Thermoplastic (Unbreakable)
Industry Standard			P26	N26
			Cat. No.	Cat. No.
	1-Gang	White (-W) Ivory (-I) Almond (-A) Lt. Almond (-T) Gray (-GY) Ebony (-E) Mahogany Red (-R) Blue (-BU)	80601-W 80601-I 80601-A 80601-T — — 80601 — —	PJ26-W PJ26-I PJ26-A PJ26-T PJ26-GY PJ26-E PJ26 PJ26-R PJ26-BU
Industry Standard			SPJ262	PJ262
	2-Gang	White (-W) Ivory (-I) Almond (-A) Lt. Almond (-T) Gray (-GY) Ebony (-E) Mahogany	80609-W 80609-I 80609-A 80609-T — — 80609	PJ262-W PJ262-I PJ262-A PJ262-T PJ262-GY PJ262-E —
Industry Standard			SPJ263	PJ263
	3-Gang	White (-W) Ivory (-I) Almond (-A) Lt. Almond (-T) Gray (-GY) Mahogany	80611-W 80611-I 80611-A 80611-T — 80611	PJ263-W PJ263-I PJ263-A PJ263-T PJ263-GY —
Industry Standard			SPJ264	PJ264
	4-Gang	White (-W) Ivory (-I) Almond (-A) Lt. Almond (-T) Gray (-GY) Mahogany	80612-W 80612-I 80612-A 80612-T — 80612	PJ264-W PJ264-I PJ264-A PJ264-T PJ264-GY —

DECORATIVE

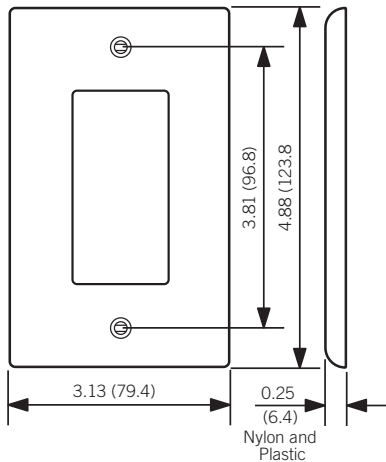
DECORA® OVERSIZE

Specifications and Features

- Available in a wide selection of sizes and colors to complement any wall color or covering
- Smooth face and rounded edges resist dust accumulation
- Color-matched mounting screws supplied

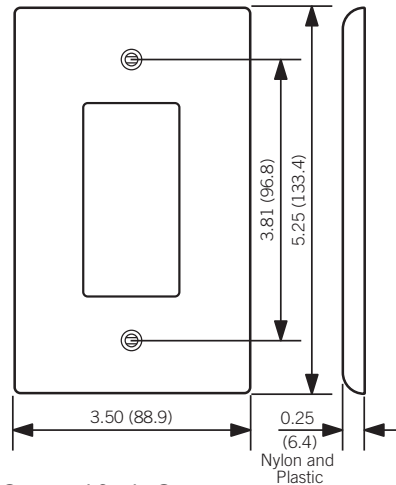
Decora Oversize UL  SF 						
Description			Color	Thermoset	Metal	
Industry Standard				PO26	Industry Standard	
				Cat. No.		Cat. No.
	1-Gang	White (-W) Ivory (-I) Almond (-A)	88601-W 86601-I 82601-A	Non-Magnetic S/S	SO26	SO26
Industry Standard				PO262		
	2-Gang	White (-W) Ivory (-I) Almond (-A)	88602-W 86602-I 82602-A	Non-Magnetic S/S	SO262	SO262
	3-Gang			Non-Magnetic S/S	SO263	SO263

DIMENSIONS



Midway Size Single-Gang

Midway wallplates can be mounted onto larger-volume outlet boxes and/or used to hide wall irregularities. Midway wallplates are a full 0.375" higher and wider than standard size wallplates.



Oversized Single-Gang

Oversized wallplates are used to conceal greater wall irregularities than those hidden by Midway wallplates. Oversized wallplates are a full 0.75" higher and wider than standard size wallplates.

NOTE: Add 1.81" (46.0mm) for each additional gang.

Familiar and functional, Leviton Traditional Wallplates are designed for use with Traditional Leviton devices. They represent styles and form factors that have stood the test of time. Their clean lines work in virtually any location, whether in new or retrofit construction, and they install quickly and easily. Leviton offers Traditional Wallplates in vast array of colors and configurations.



Features and Benefits

All Leviton Wallplates

- Easy to clean, smooth finish
- Non-combustible
- Color-matched metal mounting screws supplied
- UL Listed and CSA Certified
- Conforms to NEMA and ANSI Standards

Thermoset (Plastic) Wallplates

- Designed for high dielectric strength and arc resistance
- Meets or exceeds UL514 testing requirements
- Resistant to fading, discoloration, grease, oil, organic solvents and moisture scratches
- Limited Two-Year Warranty

Thermoplastic (Unbreakable) Wallplates

- Molded thermoplastic for maximum resistance to impact, abrasion, fading and discoloration
- Resistant to mechanical stress associated with high abuse applications
- Limited Ten Year Warranty





Metal Wallplates


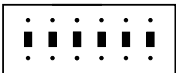
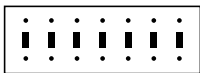


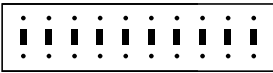
- Rounded edges to prevent injury and wall damage
- Deluxe stainless steel is non-magnetic Type 302, .032" thick.
- Standard stainless steel Type 430, .032" thick, also available
- Brass is 70/30 alloy 260, .040" thick
- Limited Ten-Year Warranty

TOGGLE STANDARD

Specifications and Features

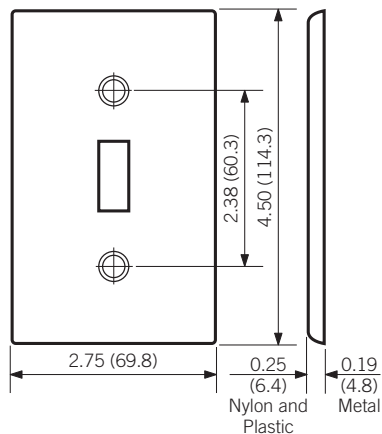
- Accent any wall covering with a wide selection of colors and finishes
- Color-matched mounting screws supplied
- Mounting screws on one-gang Thermoplastic (Unbreakable) are preinstalled and captive

Toggle Standard Size							UL	SB
	Description	Color	Thermoset	Thermoplastic (Unbreakable)	Metal			
	Industry Standard		P1	N1	Industry Standard			
			Cat. No.	Cat. No.			Cat. No.	
	1-Gang	White (-W)	88001	80701-W	Chrome	C1	1901	
		Ivory (-I)	86001	80701-I	Aluminum	A1	83001	
		Almond (-A)	82001	80701-A	Brass	B1	81001	
		Lt. Almond (-T)	78001	80701-T	Polished Brass		81001-PB	
		Gray (-GY)	87001	80701-GY	Stainless Steel	S1	84001	
		Ebony (-E)	—	80701-E	Non-Magnetic S/S	S1-N	84001-40	
		Mahogany	85001	80701				
		Red (-R)	—	80701-R				
	Industry Standard		P2	N2				
	2-Gang	White (-W)	88009	80709-W	Chrome	C2	1909	
		Ivory (-I)	86009	80709-I	Aluminum	A2	83009	
		Almond (-A)	82009	80709-A	Brass	B2	81009	
		Lt. Almond (-T)	78009	80709-T	Polished Brass		81009-PB	
		Gray (-GY)	87009	80709-GY	Stainless Steel	S2	84009	
		Ebony (-E)	—	80709-E	Non-Magnetic S/S	S2-N	84009-40	
		Mahogany	85009	80709				
		Red (-R)	—	80709-R				
	Industry Standard		P3	N3				
	3-Gang	White (-W)	88011	80711-W	Aluminum	A3	83011	
		Ivory (-I)	86011	80711-I	Brass	B3	81011	
		Almond (-A)	82011	80711-A	Polished Brass		81011-PB	
		Lt. Almond (-T)	78011	80711-T	Stainless Steel	S3	84011	
		Gray (-GY)	87011	80711-GY	Non-Magnetic S/S	S3-N	84011-40	
		Ebony (-E)	—	80711-E				
		Mahogany	85011	80711				
		Red (-R)	—	80711-R				
	Industry Standard		P4	N4				
	4-Gang	White (-W)	88012	80712-W	Aluminum	A4	83012	
		Ivory (-I)	86012	80712-I	Brass	B4	81012	
		Almond (-A)	82012	80712-A	Polished Brass		81012-PB	
		Lt. Almond (-T)	78012	80712-T	Stainless Steel	S4	84012	
		Gray (-GY)	87012	—	Non-Magnetic S/S	S4-N	84012-40	
		Mahogany	85012	—				

	Description	Color	Thermoset	Thermoplastic (Unbreakable)	Metal		
Industry Standard			P5	N5			
			Cat. No.	Cat. No.			Cat. No.
	5-Gang	White (-W) Ivory (-I) Almond (-A) Lt. Almond (-T) Gray (-GY) Mahogany	88023 86023 82023 78023 87023 85023	80723-W 80723-I — — — —	Brass Polished Brass Non-Magnetic S/S	B5 S5-N	81023 81023-PB 84023-40
Industry Standard			P6	N6			
	6-Gang	White (-W) Ivory (-I) Almond (-A) Lt. Almond (-T) Mahogany	88036 86036 82036 78036 85036	80736-W 80736-I — — —	Brass Non-Magnetic S/S	B6 S6-N	81036 84036-40
Industry Standard			S601		Industry Standard		
	7-Gang	White (-W) Ivory (-I)	S601-W± S601-I±		Non-Magnetic S/S	S601-N	84070-40
Industry Standard			S602				
	8-Gang	White (-W) Ivory (-I)	S602-W± S602-I±		Non-Magnetic S/S	S602-N	84048-40
Industry Standard			S603				
	9-Gang	White (-W) Ivory (-I)	S603-W± S603-I±		Non-Magnetic S/S	S603-N	84049-40
Industry Standard			S604				
	10-Gang	White (-W) Ivory (-I)	S604-W± S604-I±		Non-Magnetic S/S	S604-N	84050-40

± Painted Metal Wallplates







DIMENSIONS



TOGGLE MIDWAY

Specifications and Features





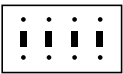
- Midway plates can be used to hide wall surface irregularities
- Full 0.375" taller and wider than standard wallplates
- Available in a wide selection of sizes and colors to complement any wall color or covering
- Color-matched mounting screws supplied

Toggle Midway Size UL  SB 				
	Description	Color	Thermoset	Thermoplastic (Unbreakable)
	Industry Standard		SPJ1	PJ1
			Cat. No.	Cat. No.
	1-Gang	White (-W) Ivory (-I) Almond (-A) Lt. Almond (-T) Gray (-GY) Ebony (-E) Mahogany	80501-W 80501-I 80501-A 80501-T — — 80501	PJ1-W PJ1-I PJ1-A PJ1-T PJ1-GY PJ1-E PJ1
	Industry Standard		SPJ2	PJ2
	2-Gang	White (-W) Ivory (-I) Almond (-A) Lt. Almond (-T) Gray (-GY) Ebony (-E) Mahogany	80509-W 80509-I 80509-A 80509-T — — 80509	PJ2-W PJ2-I PJ2-A PJ2-T PJ2-GY PJ2-E —
	Industry Standard		SPJ3	PJ3
	3-Gang	White (-W) Ivory (-I) Almond (-A) Lt. Almond (-T) Ebony (-E) Mahogany	80511-W 80511-I 80511-A 80511-T — 80511	PJ3-W PJ3-I PJ3-A PJ3-T PJ3-E PJ3
	Industry Standard		SPJ4	PJ4
	4-Gang	White (-W) Ivory (-I) Almond (-A) Lt. Almond (-T) Mahogany	80512-W 80512-I 80512-A 80512-T 80512	PJ4-W PJ4-I PJ4-A PJ4-T —

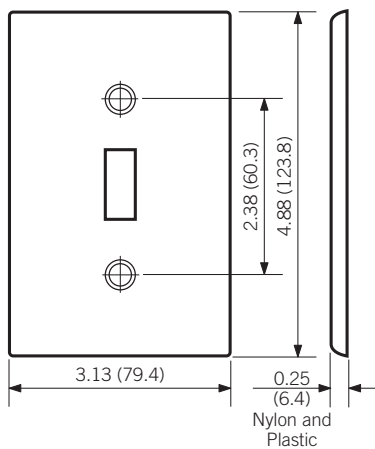
TOGGLE OVERSIZE

Specifications and Features

- Available in a wide selection of sizes and colors to complement any wall color or covering
- Smooth face and rounded edges resist dust accumulation
- Color-matched mounting screws supplied

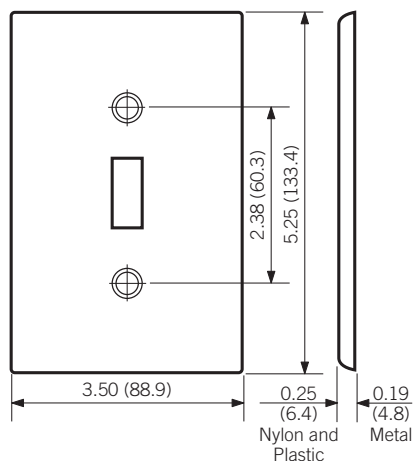
Toggle Oversize 					
Description			Color	Thermoset	Metal
Industry Standard				PO1	Industry Standard
				Cat. No.	Cat. No
	1-Gang	White (-W) Ivory (-I) Mahogany	88101 86101 85101	Stainless Steel Non-Magnetic S/S	SO1 SO1-N 84101 84101-40
Industry Standard				PO2	
	2-Gang	White (-W) Ivory (-I) Mahogany	88109 86109 85109	Non-Magnetic S/S	SO2-N 84109-40
Industry Standard				PO3	
	3-Gang	White (-W) Ivory (-I)	88111 86111	Non-Magnetic S/S	SO3-N 84111-40
	4-Gang			Non-Magnetic S/S	SO4-N 84112-40

DIMENSIONS



Midway Size Single-Gang

Midway wallplates can be mounted onto larger-volume outlet boxes and/or used to hide wall irregularities. Midway wallplates are a full 0.375" higher and wider than standard size wallplates.





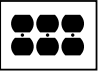
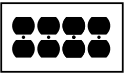
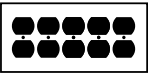
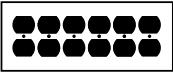


Oversized Single-Gang





Oversized wallplates are used to conceal greater wall irregularities than those hidden by Midway wallplates. Oversized wallplates are a full 0.75" higher and wider than standard size wallplates.

NOTE: Add 1.81" (46.0mm) for each additional gang.





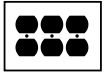
DUPLEX RECEPTACLE STANDARD

Duplex Receptacle Standard Size UL  SPS 							
Description	Color	Thermoset	Thermoplastic (Unbreakable)	Metal			
Industry Standard		P8	N8	Industry Standard			
		Cat. No.	Cat. No.			Cat. No.	
	1-Gang	White (-W) Ivory (-I) Almond (-A) Lt. Almond (-T) Gray (-GY) Ebony (-E) Mahogany Red (-R) Blue (-BU) Orange (-ORG)	88003 86003 82003 78003 87003 — 85003 — — —	80703-W 80703-I 80703-A 80703-T 80703-GY 80703-E 80703 80703-R 80703-BU 80703-ORG	Chrome Aluminum Brass Polished Brass Stainless Steel Non-Magnetic S/S	C8 A8 B8 S8 S8-N	1903 83003 81003 81003-PB 84003 84003-40
Industry Standard		P82	N82	Industry Standard			
	2-Gang	White (-W) Ivory (-I) Almond (-A) Lt. Almond (-T) Gray (-GY) Ebony (-E) Mahogany Red (-R) Blue (-BU) Orange (-ORG)	88016 86016 82016 78016 87016 — 85016 — — —	80716-W 80716-I 80716-A 80716-T 80716-GY 80716-E 80716 80716-R 80716-BU 80716-ORG	Aluminum Brass Stainless Steel Non-Magnetic S/S	A82 B82 S82 S82-N	83016 81016 84016 84016-40
Industry Standard		P83	N83	Industry Standard			
	3-Gang	White (-W) Ivory (-I) Lt. Almond (-T) Gray (-GY) Mahogany Red (-R)	88030 86030 78030 — 85030 —	80730-W 80730-I — 80730-GY — 80730-R	Non-Magnetic S/S	S83-N	84030-40
Industry Standard		P84		Industry Standard			
	4-Gang	White (-W) Ivory (-I) Mahogany	88041 86041 85041		Stainless Steel	S84	84041
Industry Standard				Industry Standard			
	5-Gang				Non-Magnetic S/S	S85-N	84055-40
Industry Standard				Industry Standard			
	6-Gang				Non-Magnetic S/S	S86-N	84056-40

DUPLEX RECEPTACLE MIDWAY

Duplex Receptacle Midway Size  				
	Description	Color	Thermoset	Thermoplastic (Unbreakable)
	Industry Standard		SPJ8	PJ8
			Cat. No.	Cat. No.
	1-Gang	White (-W)	80503-WW	PJ8-WW
		Ivory (-I)	80503-I	PJ8-I
		Almond (-A)	80503-A	PJ8-A
		Lt. Almond (-T)	80503-T	PJ8-T
		Gray (-GY)	—	PJ8-GY
		Ebony (-E)	—	PJ8-E
		Mahogany	80503	PJ8
		Red (-R)	—	PJ8-R
		Blue(-BU)	—	PJ8-BU
	Industry Standard		SPJ82	PJ82
	2-Gang	White (-W)	80516-WW	PJ82-WW
		Ivory (-I)	80516-I	PJ82-I
		Almond (-A)	80516-A	PJ82-A
		Lt. Almond (-T)	80516-T	PJ82-T
		Gray (-GY)	—	PJ82-GY
		Ebony (-E)	—	PJ82-E
		Mahogany	80516	PJ82
		Red (-R)	—	PJ82-R





DUPLEX RECEPTACLE OVERSIZE



Duplex Receptacle Oversize  					
	Description	Color	Thermoset	Metal	
	Industry Standard		PO8	Industry Standard	
			Cat. No.	Cat. No.	
	1-Gang	White (-W)	88103	Stainless Steel	SO8 84103
		Ivory (-I)	86103	Non-Magnetic S/S	SO8-N 84103-40
		Mahogany	85103		
	Industry Standard		PO82		
	2-Gang	White (-W)	88116	Stainless Steel	SO82 84116
		Ivory (-I)	86116	Non-Magnetic S/S	SO82-N 84116-40
		Mahogany	85116		
	Industry Standard				
	3-Gang			Non-Magnetic S/S	SO83-N 84130-40

THE FINISHING TOUCH

Specifications and Features

- Sturdy impact-resistant construction for long-lasting performance
- Modern design with oversized silhouette for complete coverage
- Smooth attractive surface is easy to clean
- Mounting screws included – Metal plates feature matching color screws

The Finishing Touch® Oversize Wood 			
	Description	Color	Cat. No.
	1-Gang 1-Toggle	Oak (-OAK)	89201-OAK
		Cherry (-CHR)	89201-CHR
		Unfinished (-UNF)	89201-UNF
		Whitewash (-WWP)	89201-WWP
	2-Gang 2-Toggles	Oak (-OAK)	89209-OAK
		Cherry (-CHR)	89209-CHR
		Unfinished (-UNF)	89209-UNF
		Whitewash (-WWP)	89209-WWP
	1-Gang 1-Duplex	Oak (-OAK)	89203-OAK
		Cherry	89203-CHR
		Unfinished	89203-UNF
		Whitewash	89203-WWP

The Finishing Touch® Oversize Metal 			
	Description	Color	Cat. No.
	1-Gang 1-Toggle	Antique Brass (-ATB)	89301-ATB
		Brushed Brass (-STB)	89601-STB
		Satin Chrome (-SSS)	89301-SSS
		White Vinyl (-OHV)	89301-OHV
	1-Gang 1-Duplex	Antique Brass (-ATB)	89303-ATB
		Brushed Brass (-STB)	89603-STB
		Satin Chrome (-SSS)	89303-SSS
		White Vinyl (-OHV)	89303-OHV

SINGLE RECEPTACLE - 15A AND 20A STRAIGHT BLADE AND 15A LOCKING

Standard Size Single Receptacle – 15A and 20A Straight Blade and 15A Locking
(1.406" diameter Hole)



Description	Color	Thermoset	Thermoplastic (Unbreakable)	Metal			
				Industry Standard			
Industry Standard		P7	N7	Industry Standard			
		Cat. No.	Cat. No.			Cat. No.	
	1-Gang	White (-W)	88004	80704-W	Aluminum	A7	83004
		Ivory (-I)	86004	80704-I	Brass	B7	81004
		Almond (-A)	82004	80704-A	Non-Magnetic S/S	S8-N	84004-40
		Lt. Almond (-T)	78004	80704-T			
		Gray (-GY)	—	80704-GY			
		Ebony (-E)	—	80704-E			
		Mahogany	85004	80704			
		Red(-R)	—	80704-R			
		Orange(-ORG)	—	80703-ORG			
Industry Standard		P72					
	2-Gang	White (-W)	88052		Non-Magnetic S/S	S72-N	84052-40
		Ivory (-I)	86052				
		Mahogany	85052				
	3-Gang				Non-Magnetic S/S	S73-N	S73-N

Midway Size Single Receptacle – 15A and 20A Straight Blade and 15A Locking
(1.406" diameter Hole)









Description	Color	Thermoset	Thermoplastic (Unbreakable)	
				Industry Standard
Industry Standard		SPJ7	PJ7	
		Cat. No.	Cat. No.	
	1-Gang	White (-W)	80504-W	PJ7-W
		Ivory (-I)	80504-I	PJ7-I
		Almond (-A)	80504-A	PJ7-A
		Lt. Almond (-T)	80504-T	PJ7-T
		Mahogany	80504	—
		Red(-R)	—	PJ7-R





Oversize Single Receptacle – 15A and 20A Straight Blade and 15A Locking
(1.406" diameter Hole)









Description	Metal	Industry Standard	Cat. No.
	1-Gang	Non-Magnetic S/S	S07-N
			84104-40





TELEPHONE OR CABLE OUTLETS

Standard Size Telephone or Cable Outlet – Box Mounted  							
Description	Color	Thermoset	Metal				
			Industry Standard				
		Cat. No.			Cat. No.		
	1-Gang Phone/Cable .312" dia. Hole		Aluminum	A738	83013		
			Brass	B738	81013		
			Polished Brass		81013-PB		
			Stainless Steel	S738	84013		
			Non-Magnetic S/S	S7-N	84013-40		
Industry Standard		P11					
	1-Gang Phone/Cable .406" dia. Hole		White (-W)	88013	Non-Magnetic S/S		
			Ivory (-I)	86013		S11-N	
			Almond (-A)	82013			84061-40
			Lt. Almond (-T)	78013			
			Mahogany	85013			
Industry Standard		P737					
	1-Gang Phone/Cable .625" dia. Hole		White (-W)	88017	Brass B73		
			Ivory (-I)	86017		Non-Magnetic S/S	
Industry Standard		P21	B737	81017	S737-N		
				84017-40			
	2-Gang Phone/Cable .406" dia. Hole		White (-W)	88062-W	Non-Magnetic S/S		
			Ivory (-I)	86062-I		S21-N	
Industry Standard				84062-40			





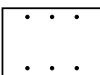
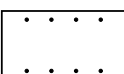


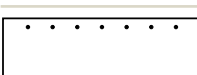
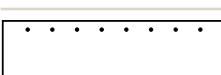
Midway Size Telephone or Cable Outlet – Box Mounted  				
Description	Color	Thermoset	Thermoplastic (Unbreakable)	
Industry Standard		SPJ738		
		Cat. No.	Cat. No	
	1-Gang Phone/Cable .312" dia. Hole		White (-W)	80513-W
			Ivory (-I)	80513-I
			Almond (-A)	80513-A
			Lt. Almond (-T)	80513-T
Industry Standard			PJ11	
	1-Gang Phone/Cable .406" dia. Hole		White (-W)	PJ11-W
			Ivory (-I)	PJ11-I
			Almond (-A)	PJ11-A
			Lt. Almond (-T)	PJ11-T
			Gray (-GY)	PJ11-GY
			Mahogany	PJ11

Standard Size Telephone or Cable Outlet – Strap Mounted  						
Description	Color	Thermoset	Thermoplastic (Unbreakable)	Metal		
Industry Standard		P12		Industry Standard		
		Cat. No.	Cat. No.	Cat. No.		
	1-Gang Phone/Cable .406" dia. Hole with knock out to enlarge hole to .625	White (-W) Ivory (-I) Mahogany	88018 86018 85018	Non-Magnetic S/S	S12-N	84018-40
Industry Standard			N12			
	1-Gang Phone/Cable .406" dia. Hole	White (-W) Ivory (-I) Gray (-GY) Ebony (-E) Mahogany	80718-W 80718-I 80718-GY 80718-E 80718			
Industry Standard		P730		Non-Magnetic S/S		
	1-Gang Phone/Cable .625" dia. Hole	White (-W)	88037	S730-N	84037-40	
Industry Standard		P22				
	2-Gang Phone/Cable .406" dia. Hole	Ivory (-I)	P22-I±			

± Painted Metal Wallplates




Oversize Telephone or Cable Outlet – Strap Mounted  						
Description	Color	Thermoset	Metal			
Industry Standard		PO12		Industry Standard		
		Cat. No.	Cat. No.			
	1-Gang Phone/Cable .406" dia. Hole	White (-W) Ivory (-I)	88113 86113			
	1-Gang Phone/Cable .625" dia. Hole			Non-Magnetic S/S	SO730-N	84137-N

BLANKS

Standard Size Blank – Box Mounted					 		
Description	Color	Thermoset	Thermoplastic (Unbreakable)	Metal			
Industry Standard		P13		Industry Standard			
		Cat. No.	Cat. No.			Cat. No.	
	1-Gang	White (-W)	88014	80714-W	Aluminum	A13	83014
		Ivory (-I)	86014	80714-I	Brass	B13	81014
		Almond (-A)	82014	80714-A	Stainless Steel	S13	84014
		Lt. Almond (-T)	78014	80714-T	Non-Magnetic S/S	S13-N	84014-40
		Gray (-GY)	87014	80714-GY			
		Ebony (-E)	—	80714-E			
		Mahogany	85014	80714			
		Red(-R)	—	80714-R			
Industry Standard		P23		P23			
	2-Gang	White (-W)	88025	80725-W	Aluminum	A23	83025
		Ivory (-I)	86025	80725-I	Brass	B23	81025
		Almond (-A)	82025	80725-A	Polished Brass		81025-PB
		Lt. Almond (-T)	78025	80725-T	Stainless Steel	S23	84025
		Gray (-GY)	87025	80725-GY	Non-Magnetic S/S	S23-N	84025-40
		Ebony (-E)	—	80725-E			
		Mahogany	85025	80725			
Industry Standard		P33		N33			
	3-Gang	White (-W)	88033	80735-W	Non-Magnetic S/S	S33-N	84033-40
		Ivory (-I)	86033	80735-I			
		Almond (-A)	—	80735-A			
		Gray (-GY)	—	80735-GY			
		Ebony (-E)	—	80735-E			
		Mahogany	85033	—			
Industry Standard		P43					
	4-Gang	White (-W)	88064		Stainless Steel	S43	84064
		Ivory (-I)	86064		Non-Magnetic S/S	S43-N	84064-40
		Mahogany	85064				
	5-Gang				Non-Magnetic S/S	S53-N	84065-40
	6-Gang				Non-Magnetic S/S	S63-N	84066-40
	7-Gang				Non-Magnetic S/S	S6013-N	84067-40
	8-Gang				Non-Magnetic S/S	S6023-N	84068-40



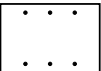
Midway Size Blank – Box Mounted



	Description	Color	Thermoset	Thermoplastic (Unbreakable)
Industry Standard			SPJ13	PJ13
			Cat. No.	Cat. No.
	1-Gang	White (-W)	80514-W	PJ13-W
		Ivory (-I)	80514-I	PJ13-I
		Almond (-A)	80514-A	PJ13-A
		Lt. Almond (-T)	80514-T	PJ13-T
		Gray (-GY)	—	PJ13-GY
		Ebony (-E)	—	PJ13-E
		Mahogany	80514	PJ13
		Red (-R)	—	PJ13-R
Industry Standard			SPJ23	PJ23
	2-Gang	White (-W)	80525-W	PJ23-W
		Ivory (-I)	80525-I	PJ23-I
		Almond (-A)	80525-A	PJ23-A
		Lt. Almond (-T)	80525-T	PJ23-T
		Gray (-GY)	—	PJ23-GY
		Mahogany	80525	—
Industry Standard			SPJ33	
	3-Gang	White (-W)	80533-W	
		Ivory (-I)	80533-I	



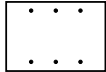
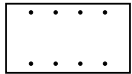
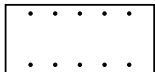
Oversize Blank – Box Mounted



	Description	Color	Thermoset	Metal	
Industry Standard				Industry Standard	
			Cat. No.		Cat. No.
	1-Gang	White (-W)	88114	Stainless Steel	SO13 84114
		Ivory (-I)	86114	Non-Magnetic S/S	SO13-N 84114-40
		Mahogany	85114		
	2-Gang			Non-Magnetic S/S	SO23-N 84125-40
	3-Gang			Non-Magnetic S/S	SO33-N 84133-40



Standard Size Blank – Strap Mounted







Description	Color	Thermoset	Thermoplastic (Unbreakable)	Metal			
Industry Standard		P12		Industry Standard			
		Cat. No.	Cat. No.			Cat. No.	
	1-Gang	White (-W)	88019	80719-W	Stainless Steel Non-Magnetic S/S	S14	84019
		Ivory (-I)	86019	80719-I		S14-N	84019-40
		Gray (-GY)	—	80719-GY			
		Ebony (-E)	—	80719-E			
		Mahogany	85019	80719			
Industry Standard		P24					
	2-Gang	White (-W)	88034	80734-W	Non-Magnetic S/S	S24-N	N84034-40
		Ivory (-I)	86034	80734-I			
		Ebony (-E)	—	80734-E			
		Red(-R)	—	80734-R			
Industry Standard		P34					
	3-Gang	White (-W)	88035		Non-Magnetic S/S	S34-N	84035-40
		Ivory (-I)	86035				
Industry Standard		P44					
	4-Gang	White (-W)	88057		Non-Magnetic S/S	S44-N	84057-40
		Ivory (-I)	86057				
	5-Gang				Non-Magnetic S/S	S54-N	S54-N




Oversize Size Blank – Strap Mounted








Description	Metal	Industry Standard	Cat. No.
	Non-Magnetic S/S	SO14-N	84419-40
	Non-Magnetic S/S	SO24-N	84134-40

POWER OUTLET RECEPTACLES

Standard Size Power Outlet Receptacle – 1-Gang  						
Description		Color	Thermoplastic (Unbreakable)	Metal		
Industry Standard			N726	Industry Standard		
			Cat. No.	Cat. No.		
	20A & 30A Locking Receptacle 1.60" dia. Hole	White (-W)	80720-W	Non-Magnetic S/S	S720-N	84020-40
		Ivory (-I)	80720-I			
		Gray (-GY)	80720-GY			
		Ebony (-E)	80720-E			
		Mahogany	80720			
Red(-R)	80720-R					
Industry Standard			Industry Standard			
Note: Use with 278, 279, 5206, 5207, 5371, 5372, 5374						
	30A and 50A Receptacle 2.15" dia. Hole		Aluminum	A724	83028	
			Brass Finish Steel	B724	4928	
			Aluminum Finish Steel	S724-GY	4927	
			Stainless Steel	S724	84028	



Midway Size Power Outlet Receptacle – 1-Gang  				
Description		Color	Thermoset	Thermoplastic (Unbreakable)
Industry Standard			P724	N724
Note: Use with 278, 279, 5206, 5207, 5371, 5372, 5374				
			Cat. No.	Cat. No.
	30A and 50A Receptacle 2.15" dia. Hole	White (-W)	80528-W	80728-W
		Ivory (-I)	80528-I	80728-I
		Gray (-GY)	—	80728-GY
		Ebony (-E)	80528-E	80728-E
		Mahogany	—	80728

Standard Size Power Outlet Receptacle – 2-Gang  				
Description		Metal	Industry Standard	Cat. No.
Note: Use with 278, 279, 5206, 5207, 5371, 5372, 5374				
	30A and 50A Receptacle 2.15" dia. Hole	Aluminum	A703	83026
		Aluminum Finish Steel	S703-GY	4934
		Stainless Steel	S703	84026
	30A and 50A Receptacle, 2.465" dia. Hole	Aluminum Finish Steel	S701-GY	S701-GY
		Non-Magnetic S/S		S701-40
	30A and 50A Receptacle 2.15" dia. Hole Offset	Stainless Steel	S705	84022

TRADITIONAL

Midway Size Power Outlet Receptacle – 2-Gang



Description	Color	Thermoset	Thermoplastic (Unbreakable)
Industry Standard		PJ703	N703
Note: Use with 278, 279, 5206, 5207, 5371, 5372, 5374			
		Cat. No.	Cat. No.
 30A and 50A Receptacle 2.15" dia. Hole	White (-W)	80526-W	80726-W
	Ivory (-I)	80526-I	80726-I
	Ebony (-BLK)	80526-BLK	—
	Mahogany	—	80726
 30A and 50A Receptacle, 2.465" dia. Hole.	White (-W)	80530-W	
	Ivory (-I)	80530-I	
	Almond (-A)	80530-A	
	Lt. Almond (-T)	80530-T	
	Ebony (-BLK)	80530-BLK	





STANDARD SIZE METAL 2-GANG

Standard Size Metal 2-Gang with Centered Opening



Description	Industry Standard	Metal	Cat. No.
 1-Decora	S746-N	Non-Magnetic S/S	S746-N
 1-Toggle	S740-N	Brass Non-Magnetic S/S	81040 84040-40
 1-Duplex	S748-N	Non-Magnetic S/S	84039-40
 1-Outlet 1.406" dia. Hole	S747-N	Non-Magnetic S/S	84092-40


STANDARD SIZE LOUVRE

Standard Size Louvre UL 						
Description			Color	Thermoset	Metal	
Industry Standard				P760	Industry Standard	
				Cat. No.	Cat. No.	
	1-Gang, Center	White (-W)	88079±	Brass	B760	81079
	Horizontal - Box Mount	Ivory (-I)	86079±	Non-Magnetic S/S	S760-N	84079-40
Industry Standard				P771		
	1-Gang Horizontal -	White (-W)	88080±	Brass	B771	81080
	Strap Mount	Ivory (-I)	86080±	Non-Magnetic S/S	S771-N	84080-40
		Almond (-A)	82080±			
	2-Gang, 2-Louvre, Horizontal- Strap Mount			Non-Magnetic S/S	S772-N	84081-40





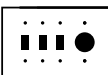

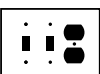

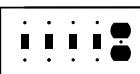
± Painted Metal Wallplates

COMBINATION

Need a wallplate that does more than one job? Turn to the Combination Wallplates line. Leviton Combination Wallplates come in a variety of configurations and gangs, and are available in a broad selection of materials including aluminum, brass, stainless steel and plastic, and in an assortment of colors. If you have a unique application, Leviton can also customize a wallplate for a specific job.



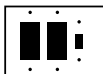


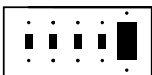

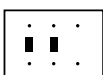


STANDARD

Standard Size Combination					UL  SP 	
Description	Color	Thermoset	Thermoplastic (Unbreakable)	Metal		
TOGGLE SWITCH AND SINGLE RECEPTACLE						
Industry Standard		P1		Industry Standard		
		Cat. No.	Cat. No.		Cat. No.	
	2-Gang 1-Toggle, 1-Single 1.406" dia. Hole	White (-W) Ivory (-I)	88007 86007		Stainless Steel Non-Magnetic S/S	S17 S17-N 84007 84007-40
	3-Gang 2-Toggle, 1-Single 1.406" dia. Hole				Non-Magnetic S/S	S27-N 84088-40
	4-Gang 3-Toggle, 1-Single 1.406" dia. Hole				Non-Magnetic S/S	S23-N 84042-40
TOGGLE SWITCH AND DUPLEX RECEPTACLE						
Industry Standard		P18		N18		
	2-Gang 1-Toggle, 1-Duplex	White (-W) Ivory (-I) Almond (-A) Lt. Almond (-T) Gray (-GY) Ebony (-E) Mahogany Red (-R)	88005 86005 82005 78005 87005 — 85005 —	80705-W 80705-I 80705-A 80705-T 80705-GY 80705-E 80705 80705-R	Aluminum Brass Stainless Steel Non-Magnetic S/S	A18 B18 S18 S18-N 83005 81005 84005 84005-40
Industry Standard		P28		N28		
	3-Gang 2-Toggle, 1-Duplex	White (-W) Ivory (-I) Almond (-A) Lt. Almond (-T) Ebony (-E) Mahogany	88021 86021 82021 78021 — 85021	80721-W 80721-I — — 80721-E —	Brass Non-Magnetic S/S	B28 S28-N 81021 84021-40
Industry Standard		P38		N38		
	4-Gang 3-Toggle, 1-Duplex	White (-W) Ivory (-I) Almond (-A) Lt. Almond (-T) Mahogany	P38-W P38-I P38-A P38-T P38	80743-W 80743-I — — —	Stainless Steel	S38 84043
Industry Standard		P48				
	5-Gang 4-Toggle, 1-Duplex	White (-W) Ivory (-I)	P48-W± P48-I±		Non-Magnetic S/S	S48-N S48-N

± Painted Metal Wallplates




COMBINATION

Description	Color	Thermoset	Thermoplastic (Unbreakable)	Metal	
TOGGLE SWITCH AND DECORA/GFCI					
Industry Standard		P126	N126	Industry Standard	
		Cat. No.	Cat. No.	Cat. No.	
	2-Gang 1-Toggle, 1-Decora/GFCI	White (-W) Ivory (-I) Almond (-A) Lt. Almond (-T) Gray (-GY) Ebony (-E) Mahogany Red (-R)	80405-W 80405-I 80405-A 80405-T 80405-GY 80405-E 80405 80707-R	80707-W 80707-I 80707-A 80707-T 80707-GY 80707-E 80707 80707-R	Stainless Steel S126 S126
Industry Standard		P226	N226		
	3-Gang 2-Toggle, 1-Decora/GFCI	White (-W) Ivory (-I) Almond (-A) Lt. Almond (-T) Ebony (-E) Mahogany	80421-W 80421-I 80421-A 80421-T 80421-E 80421	80745-W 80745-I — — 80745-E —	Non-Magnetic S/S S226-N 84421-40
Industry Standard		P1262	N1262		
	3-Gang 2-Decora/ GFCI, 1-Toggle	White (-W) Ivory (-I) Almond (-A) Lt. Almond (-T) Ebony (-E) Mahogany	80431-W 80431-I 80431-A 80431-T 80431-E 80431	80731-W 80731-I — — 80731-E —	
Industry Standard		P326	N326		
	4-Gang 2-Toggle, 2-Decora/GFCI	White (-W) Ivory (-I) Almond (-A) Lt. Almond (-T) Mahogany	P326-W P326-I P326-A P326-T P326	80732-W 80732-I — — —	
Industry Standard		P2262			
	4-Gang 3-Toggle, 1-Decora/GFCI	White (-W) Ivory (-I)	P2262-W± P2262-I±		
	5-Gang 4-Toggle, 1-Decora/GFCI				Non-Magnetic S/S S426-N S426-N
TOGGLE SWITCH AND BLANK					
	2-Gang 1-Toggle, 1-Blank - Strap Mounted	White (-W) Ivory (-I) Almond (-A) Lt. Almond (-T) Gray (-GY) Red (-R)		80706-W 80706-I 80706-A 80706-T 80706-GY 80706-R	Non-Magnetic S/S S114-N 84077-40
	3-Gang 2-Toggle 1-Blank - Strap Mounted				Non-Magnetic S/S S214-N S214-N

	Description	Color	Thermoset	Thermoplastic (Unbreakable)	Metal	
	Industry Standard		P113		Industry Standard	
			Cat. No.	Cat. No.		Cat. No.
	2-Gang 1-Toggle, 1-Blank - Box Mounted	White (-W) Ivory (-I) Mahogany	88006 86006 85006		Non-Magnetic S/S	S113-N 84006-40
STANDARD COMBINATION OPENINGS						
	Industry Standard		P78			
	2-Gang 1-Single 1.406" dia. Hole 1-Duplex	White (-W) Ivory (-I)	88046-W± 86046-I±		Non-Magnetic S/S	S78-N 84046-40
	Industry Standard		P826			
	2-Gang 1-Duplex 1-Decora/GFCI	White (-W) Ivory (-I) Almond (-A) Lt. Almond (-T) Gray (-GY) Ebony (-E) Mahogany Red (-R)	80455-W 80455-I 80455-A 80455-T — — 80455 —	80746-W 80746-I 80746-A 80746-T 80746-GY 80746-E 80746 80746-R	Non-Magnetic S/S	S826-N 84455-40
	Industry Standard		P112			
	2-Gang 1-Toggle 1-Phone/Cable .406" dia. Hole - Strap Mount	White (-W) Ivory (-I)	88077 86077		Non-Magnetic S/S	S112-N S112-N
	2-Gang 1-Phone/ Cable .406" dia. Hole, 1-Duplex, Strap Mount	White (-W) Ivory (-I)	88078 86078		Non-Magnetic S/S	S128-N 84078-40
	Industry Standard		P1226			
	2-Gang 1-Phone/ Cable .406" dia. Hole 1-Decora - Strap Mount	White (-W) Ivory (-I)	80479-W 80479-I			
	Industry Standard		P138	N138		
	2-Gang 1-Blank 1-Duplex, Box Mount	White (-W) Ivory (-I) Mahogany	88008 86008 85008	— N138-I —	Non-Magnetic S/S	S138-N 84008-40
	Industry Standard		P148			
	2-Gang 1-Blank 1-Duplex, Strap Mount	White (-W) Ivory (-I)	88087± 86087±		Non-Magnetic S/S	S148-N 84087-40
	Industry Standard		P147-I			
	2-Gang 1-Blank 1-Single 1.406" dia. Hole - Strap Mount	White (-W) Ivory (-I)	88085± 86085±		Non-Magnetic S/S	S147-N 84085-40

± Painted Metal Wallplates

COMBINATION



	Description	Color	Thermoset	Thermoplastic (Unbreakable)	Metal	
	Industry Standard		P1426		Industry Standard	
			Cat. No.	Cat. No.		Cat. No.
	2-Gang 1-Blank, 1-Decora/GFCI Strap Mount	White (-W) Ivory (-I) Almond (-A) Lt. Almond (-T) Gray (-GY) Ebony (-E) Mahogany	P1426-W± P1426-I±	80708-W 80708-I 80708-A 80708-T 80708-GY 80708-E 80708	Non-Magnetic S/S	S1426-N S1426-N
	Industry Standard		P182			
	3-Gang 1-Toggle, 2-Duplex	White (-W) Ivory (-I) Mahogany	88047 86047 85047	80747-W 80747-I —	Non-Magnetic S/S	S182-N 84047-40
	4-Gang 2-Toggle, 2-Duplex				Brass Non-Magnetic S/S	B282 S282-N 81045 84045-40







± Painted Metal Wallplates

MIDWAY

Midway Size Combination








	Description	Color	Thermoset	Thermoplastic (Unbreakable)
TOGGLE SWITCH AND DUPLEX RECEPTACLE				
	Industry Standard		SPJ18	PJ18
			Cat. No.	Cat. No.
	2-Gang 1-Toggle, 1-Duplex	White (-W) Ivory (-I) Almond (-A) Lt. Almond (-T) Ebony (-E) Mahogany	80505-W 80505-I 80505-A 80505-T — 80505	PJ18-W PJ18-I PJ18-A PJ18-T PJ18-E —
	Industry Standard		SPJ28	
	3-Gang 2-Toggle, 1-Duplex	White (-W) Ivory (-I) Almond (-A) Lt. Almond (-T) Mahogany	80521-W 80521-I 80521-A 80521-T 80521	

	Description	Color	Thermoset	Thermoplastic (Unbreakable)
TOGGLE SWITCH AND DECORA/GFCI				
Industry Standard			SPJ126	PJ126
			Cat. No.	Cat. No.
	2-Gang 1-Toggle, 1-Decora/GFCI	White (-W)	80605-WV	PJ126-W
		Ivory (-I)	80605-I	PJ126-I
		Almond (-A)	80605-A	PJ126-A
		Lt. Almond (-T)	80605-T	PJ126-T
		Mahogany	—	PJ126
Industry Standard				PJ226
	3-Gang 2-Toggle, 1-Decora/GFCI	White (-W)		PJ226-W
		Ivory (-I)		PJ226-I
		Almond (-A)		PJ226-A
		Lt. Almond (-T)		PJ226-T
		Mahogany		PJ226
TOGGLE SWITCH AND BLANK				
Industry Standard			SPJ113	
	2-Gang 1-Toggle, 1-Blank - Box Mounted	White (-W)	80506-WV	
		Ivory (-I)	80506-I	
		Mahogany	85006	
STANDARD COMBINATION OPENINGS				
Industry Standard			SPJ138	
	2-Gang 1-Blank, 1-Duplex Box Mount	White (-W)	80508-WV	
		Ivory (-I)	80508-I	
Industry Standard			SPJ1426	
	2-Gang 1-Blank, 1-Decora/GFCI Strap Mount	White (-W)	80608-WV	
		Ivory (-I)	80608-I	
		Almond (-A)	80608-A	
		Lt. Almond (-T)	80608-T	
		Mahogany	80608	
Industry Standard				PJ826
	2-Gang 1-Duplex, 1-Decora/GFCI	White (-W)		PJ826-W
		Ivory (-I)		PJ826-I
		Almond (-A)		PJ826-A
		Lt. Almond (-T)		PJ826-T

COMBINATION

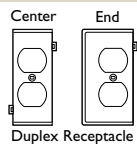
OVERSIZE

Oversize Size Combination				UL 	
Description	Color	Thermoset	Metal		
TOGGLE SWITCH AND DUPLEX RECEPTACLE					
Industry Standard		PO18	Industry Standard		
		Cat. No.	Cat. No.		
	2-Gang 1-Toggle, 1-Duplex	White (-W) Ivory (-I)	88105 86105	Non-Magnetic S/S	SO18-N 84105-40
	3-Gang 2-Toggle, 1-Duplex			Non-Magnetic S/S	SO28-N 84121-40
TOGGLE SWITCH AND BLANK					
Industry Standard		PO113			
	2-Gang 1-Toggle, 1-Blank - Box Mounted	White (-W) Ivory (-I)	88106 86106		
STANDARD COMBINATION OPENINGS					
Industry Standard		PO138	Industry Standard		
	2-Gang 1-Blank, 1-Duplex Box Mount	Ivory (-I)	86108		
	2-Gang 1-Single 1.406" dia. Hole, 1-Duplex			Non-Magnetic S/S	SO78-N 84146-40
	3-Gang 1-Toggle, 2-Duplex			Satin Finish	SO782-N 84147-40

± Painted Metal Wallplates

THERMOPLASTIC AND METAL

Thermoplastic (Unbreakable) Sectionals for Multi-Gang Installations^{***}




Description	Color	Center Panel Cat. No.	End Panel Cat. No.
Duplex Receptacle	White (-W) Ivory (-I)	PSC8-W PSC8-I	PSE8-W PSE8-I
Toggle Switch	White (-W) Ivory (-I)	PSC1-W PSC1-I	PSE1-W PSE1-I

Description	Color	Center Panel Cat. No.	End Panel Cat. No.
Single Receptacle, 1.406" dia. Hole	White (-W) Ivory (-I)	PSC7-W PSC7-I	PSE7-W PSE7-I
Blank, Strap Mount	White (-W) Ivory (-I)	PSC14-W PSC14-I	PSE14-W PSE14-I
Decora Panels	White (-W) Ivory (-I)	PSC26-W PSC26-I	PSE26-W PSE26-I

***Outer dimensions of Wallplates created from two or more sectional panels will be the same as standard multi-gang plates.

Horizontal Split Plate for Terminated Cable








Description	Color	Thermoplastic (Unbreakable)	Metal
Industry Standard		Cat. No.	Industry Standard
			Cat. No.
 1-Gang .625" dia. hole with Grommet .406" Inner dia.	White (-W) Ivory (-I)	N751-W N751-I	Satin Finish Stainless Steel
			S751-N
			S751-N



HOT STAMPED AND ENGRAVED

Standard Size Hot Stamped and Engraved






Description	Color	Thermoplastic (Unbreakable)	Metal
		Cat. No.	Cat. No.
 1-Gang 1-Duplex Stamped and Engraved "Emergency"	Red (-RE)	80703-RE	Non-Magnetic S/S
			84003-E40
 2-Gang 2-Duplex Stamped and Engraved "Emergency"	Red (-RE)	80716-RE	Non-Magnetic S/S
			84016-E40
 1-Gang 1-Duplex Stamped and Engraved "Isolated Ground"	White (-W) Orange	80703-IGW 80703-IG	Non-Magnetic S/S
			84003-IG
 2-Gang 2-Duplex Stamped and Engraved "Isolated Ground"	Orange	80716-IG	
 1-Gang 1-Single 1.406" dia. Hole Stamped and Engraved "Isolated Ground"	Orange	80704-IG	

COMBINATION

	Description	Color	Thermoplastic (Unbreakable)	Metal
			Cat. No.	Cat. No.
	1-Gang 1-Single 1.60" Hole Stamped and Engraved "Isolated Ground" for use with 20A & 30A Single Locking Receptacles	Orange	80720-IG	
	1-Gang 1-Toggle Stamped & Engraved "Emergency"	Red	80701-RE	
	1-Gang 1-Duplex Stamped "GFCI Protected"	White (-W) Ivory (-I)	80703-GFW 80703-GFI	
	1-Gang 1-Duplex Stamped "Computer Only"	White (-W) Ivory (-I) Orange (-O)	80703-COW 80703-COI 80703-COO	
	1-Gang 1-Decora Stamped "Isolated Ground"	Orange	80401-IG	
	1-Gang 1-Decora Stamped "GFCI"	White (-W) Ivory (-I)	80401-GFW 80401-GFI	
	1-Gang 1-Decora Stamped "Computer Only"	Ivory (-I)	80401-COI	

Midway Size Hot Stamped and Engraved



	Description	Color	Thermoplastic (Unbreakable)
			Cat. No.
	1-Gang 1-Duplex Stamped and Engraved "Emergency"	Red (-RE)	PJ8-RE
	2-Gang 2-Duplex Stamped and Engraved "Emergency"	Red (-RE)	PJ82-RE
	1-Gang 1-Duplex Stamped and Engraved "Isolated Ground"	Orange	PJ8-IG








CONNECTIVITY DEVICE PLATES

Dedicated to 46000 series devices, single-gang Leviton Voice/Data/CATV Wallplates come in standard and Decora styles. They accommodate a Type "F", Db9, Db15 or Bnc/Tnc "D" connectors and are constructed from an impact resistant, engineering grade polymer.



CONNECTIVITY DEVICE PLATES


VOICE/DATA/CATV

Standard Size Nylon				UL  SB 	
	Description	Color	Thermoplastic (Unbreakable)	Metal	
			Cat. No.	Cat. No.	
	1-Gang Type "F" Connector	White (-W) Ivory (-I) Almond (-A) Lt. Almond (-T)	80781-W 80781-I 80781-A 80781-T		
	1-Gang Duplex Type "F" Connector	White (-W) Ivory (-I) Almond (-A) Lt. Almond (-T)	80782-W 80782-I 80782-A 80782-T		
	1-Gang Db9 Data Connector			Non-Magnetic S/S	84441-40
	1-Gang Db15 Data Connector			Non-Magnetic S/S	84442-40
	1-Gang Bnc/Tnc "D" Connector			Non-Magnetic S/S	84444-40



Wallplate Screws

	Description	Color	Cat. No.
	Oval Head Milled Slot 5/16" long – 6-32 thread, 100 per box	White (-W)	88400-PRT
		Ivory (-I)	86400-PRT
		Almond (-A)	82400-PRT
		Lt. Almond (-T)	78400-PRT
		Gray (-GY)	87400-PRT
		Mahogany	85400-PRT
		Stainless Steel	84400-PRT
	Oval Head Milled Slot 1/2" long – 6-32 thread, 100 per box	White (-W)	88000-PRT
		Ivory (-I)	86000-PRT
		Lt. Almond (-T)	78000-PRT
		Gray (-GY)	87000-PRT
		Ebony (-E)	83000-PRT
		Mahogany	85000-PRT
Stainless Steel	84000-PRT		
	Oval Head Milled Slot 7/8" long – 6-32 thread, 50 per box	White (-W)	88500-PRT
		Ivory (-I)	86500-PRT
		Lt. Almond (-T)	78500-PRT
		Red (-R)	89500-PRT
		Stainless Steel	84500-PRT




Mounting Screws

	Description	Color	Cat. No.
	Phillips/Standard 7/8" long – 6-32 thread, 100 per box	Stainless Steel	84400-PRT

Tamper-Resistant Spanner Head Wallplate Screws

	Description	Color	Cat. No.
	Spanner Head 1/2" long – 6-32 thread, 100 per box	Stainless Steel	84000-T
	Screwdriver for Spanner head or Tamper-Resistant screws	Black	84000-TSD

Pilot Light Jewels



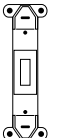


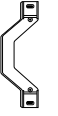
	Description	Color	Cat. No.
	Round Fits single receptacle hole 1.375-1.406" dia.	Red (-R) Green (-GR)	405 R 405 GR
	Rectangular Fits toggle switch hole .406 x .942"	Red (-R) Green (-GR)	406 R 406 GR
	Lampholder Assembly for use with jewels or louvre plates – use with standard 2.5" box and 4 watt bulb (bulb not included)		2152

ACCESSORIES

Decora Plus Standard Size Plastic Adapters

	Description	Color	Cat. No.
	CATV Jack	White (-W)	80381-W
		Ivory (-I)	80381-I
		Almond (-A)	80381-A
		Lt. Almond (-T)	80381-T
		Gray (-GY)	80381-GY
		Ebony (-E)	80381-E
	Blank No Hole	White (-W)	80314-W
		Ivory (-I)	80314-I
		Almond (-A)	80314-A
		Lt. Almond (-T)	80314-T
		Gray (-GY)	80314-GY
		Ebony (-E)	80314-E

Plastic Adapters

	Description	Color	Cat. No.
	Dimmer Shaft - .406" dia. Hole	White (-W)	80400-W
		Ivory (-I)	80400-I
		Almond (-A)	80400-A
		Lt. Almond (-T)	80400-T
		Ebony (-E)	80400-E
		Mahogany	80400
	Blank Decora - No Hole	White (-W)	80414-W
		Ivory (-I)	80414-I
		Almond (-A)	80414-A
		Lt. Almond (-T)	80414-T
		Gray (-GY)	80414-GY
		Ebony (-E)	80414-E
	Blank Toggle No Hole	White (-W)	80700-W
		Ivory (-I)	80700-I
		Almond (-A)	80700-A
		Lt. Almond (-T)	80700-T
		Gray (-GY)	80700-GY
		Ebony (-E)	80700-E
	Wallbox Adapter Extends shallow wallbox to fit GFCI/Decora device	White (-W)	6197-W
		Ivory (-I)	6197-I
		Mahogany	6197
	Snap-in Grommet reduces 1.406" to 1.00" for use with single receptacle wallplates	Ebony (-E)	403
	Thermoplastic Yoke/Mounting Strap with screws		404

All devices are UL Listed and CSA Certified.

WEATHER-RESISTANT COVERS

Leviton's full line of Raintight and Weather Resistant Covers are ruggedly constructed to seal out moisture, debris and insects, while providing easy access to receptacles. Their sturdy, gasketed covers mount vertically or horizontally. Leviton makes two innovative Raintight While-in-Use Covers: telescoping and metal. Designed for decks, patios, porches and similar locations, they're more than a match for the vagaries of weather. The telescoping cover sports a low-profile when in the contracted position, while the metal cover features a self-closing lid made of powder-coated cast zinc. Leviton Weather Resistant Covers let homeowners use power tools, trimmers, sprinkler systems and pumps with confidence and safety. They're also ideal for outdoor security, landscape, accent and holiday lighting.



Features and Benefits

- Limited Two Year Warranty

Telescoping Raintight While-in-Use Cover

- Tough UV rated thermoplastic construction resists scratching and corrosion
- Extends to While-in-Use position for plugs
- Contracts to shut out insects and debris
- Packaged with duplex and Decora plates, mounting hardware and gaskets

Thermoplastic While-In-Use-Covers

- Self-closing lid
- Impact resistant thermoplastic construction
- Pre-installed gasket for easy, reliable installation
- Offset device opening (horizontal only) for easier cord exit
- Thermoplastic inserts prevent insect and debris accumulation

Die-Cast Zinc Raintight While-In-Use Covers

- Powder-coated cast zinc construction resists scratching and corrosion

- Self-closing lid with stainless steel hinge
- Choice of vertical and horizontal mounting
- Includes duplex and Decora plates, mounting hardware and gaskets

- Accepts standard padlock for increased security

Weather Resistant Thermoplastic and Die-Cast Zinc Covers

- Self-closing lid
- Vertical and horizontal mounting
- Die cast aluminum or impact-resistant thermoplastic covers and bases
- Weather-resistant gaskets
- Stainless steel springs

Applications


- Outdoor security, landscape, accent and holiday lighting
- Power tools, trimmers, sprinkler systems and pumps

WEATHER-RESISTANT COVERS

Raintight While-In-Use Covers


Description	Color	Mounting	Cat. No.
THERMOPLASTIC TELESCOPING RAIN TIGHT WHILE-IN-USE COVERS			
			
Duplex, Decora and Single Receptacle with Smoke Cover	White (-W)	Vertical	T5979-W
	Light Almond (-T)	Vertical	T5979-T
	Gray (-GY)	Vertical	T5979-GY
	Mahogany	Vertical	T5979

THERMOPLASTIC RAIN TIGHT WHILE-IN-USE



Duplex Receptacle, Standard	Gray (-GY)	Vertical	5976-GY
	Clear (-CL)	Vertical	5976-CL
Duplex Receptacle, Extra Deep	Gray (-GY)	Vertical	5976-DGY
	Clear (-CL)	Vertical	5976-DCL
Decora/GFCI, Standard	Gray (-GY)	Vertical	5977-GY
	Clear (-CL)	Vertical	5977-CL
Decora/GFCI, Extra Deep	Gray (-GY)	Vertical	5977-DGY
	Clear (-CL)	Vertical	5977-DCL
Single Receptacle, Standard	Gray (-GY)	Vertical	5978-GY
	Clear (-CL)	Vertical	5978-CL
Single Receptacle, Extra Deep	Gray (-GY)	Vertical	5978-DGY
	Clear (-CL)	Vertical	5978-DCL
Duplex Receptacle, Standard	Gray (-GY)	Horizontal	5996-GY
	Clear (-CL)	Horizontal	5996-CL
Duplex Receptacle, Extra Deep	Gray (-GY)	Horizontal	5996-DGY
	Clear (-CL)	Horizontal	5996-DCL
Decora/GFCI, Standard	Gray (-GY)	Horizontal	5997-GY
	Clear (-CL)	Horizontal	5997-CL
Decora/GFCI, Extra Deep	Gray (-GY)	Horizontal	5997-DGY
	Clear (-CL)	Horizontal	5997-DCL
Single Receptacle, Standard	Gray (-GY)	Horizontal	5998-GY
	Clear (-CL)	Horizontal	5998-CL
Single Receptacle, Extra Deep	Gray (-GY)	Horizontal	5998-DGY
	Clear (-CL)	Horizontal	5998-DCL

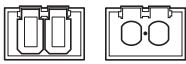
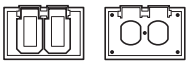

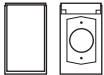
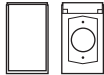
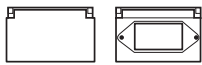
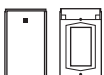
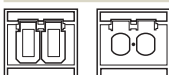
DIE-CAST ZINC METAL RAIN TIGHT WHILE-IN-USE COVERS



Duplex and Decora Plate Configurations	White (-W)	Vertical	M5979-W
	Gray (-GY)	Vertical	M5979-GY
Duplex and Decora Configurations	White (-W)	Horizontal	M5999-W
	Gray (-GY)	Horizontal	M5999-GY

WEATHER-RESISTANT COVERS

Thermoplastic Weather-Resistant Covers

	Description	Color	Mounting	Cat. No.
	Duplex Receptacle or Combination Device, 1-Gang, Two Independent Lids	White (-W) Gray (-GY)	Horizontal Horizontal	4976-W 4976-GY
	Duplex Receptacle or Combination Device, 1-Gang for mounting on FS type box, Two Independent Lids	Gray (-GY)	Horizontal	4976-FS
	Duplex Receptacle or Combination Device, 1-Gang	White (-W) Gray (-GY)	Vertical Vertical	4978-W 4978-GY
	Single Receptacle, 1-Gang	Gray (-GY)	Vertical	4979-GY
	Single 20A or 30A Locking Receptacle, 1-Gang	Gray (-GY)	Vertical	4980-GY
	Decora/GFCI, 1-Gang	White (-W) Gray (-GY)	Horizontal Horizontal	4996-W 4996-GY
	Decora/GFCI, 1-Gang	White (-W) Gray (-GY)	Vertical Vertical	4998-W 4998-GY
	Oversize Duplex, 1-Gang	Gray (-GY)	Horizontal	4986-GY

Die-Cast Zinc Weather-Resistant Covers

	Description	Mounting	Cat. No.
	Single Receptacle, 1-Gang	Horizontal	4925-2
	Duplex Receptacle, 1-Gang	Vertical	4926
	Duplex Receptacle or Combination Device 1-Gang, Two Independent Lids	Horizontal	4970
	Decora/GFCI, 1-Gang	Vertical Horizontal	4992 4990
	Decora/GFCI, 1-Gang for mounting on FS type box	Vertical Horizontal	6196-FS 6196-VFS
	Weatherproof Wallplate and Switch, 15A 120V AC	Horizontal or Vertical	1432

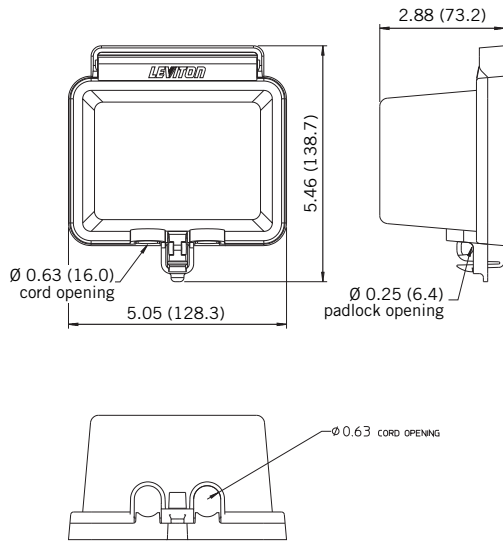
WEATHER-RESISTANT COVERS

TESTING AND CODE COMPLIANCE

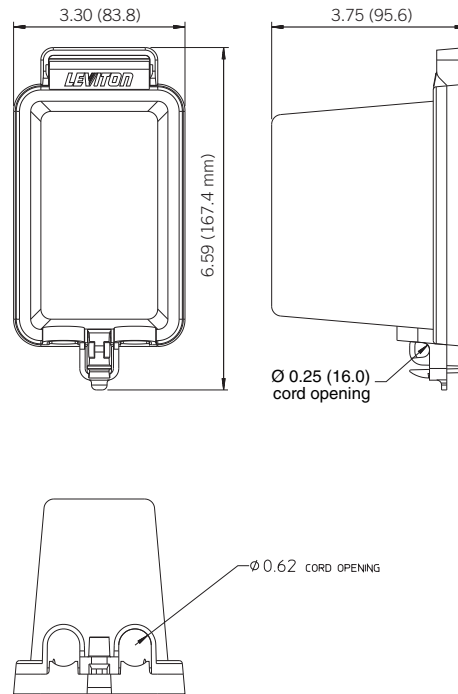
- Full compliance with UL, CSA and NEC Section 410-57B requirements for damp and wet locations with cover closed
- Raintight While-In-Use covers are NEMA 3R rated for use in wet or damp locations with cover closed and meets NEC® Section 406.8(B)(1) requirements

DIMENSIONS

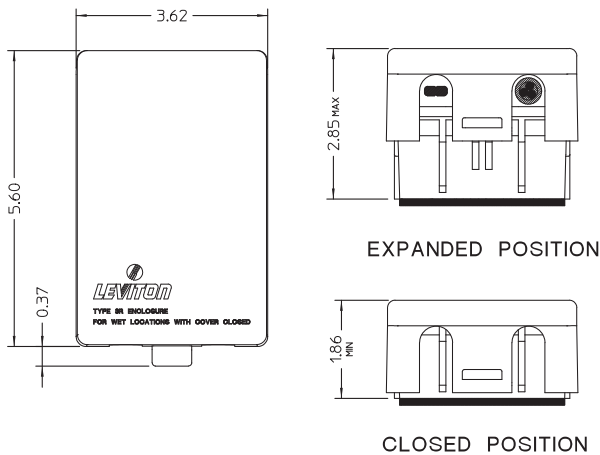
Vertical Mount, Extra Deep



Horizontal Mount, Standard



Thermoplastic Telescoping



CUSTOM ORDER WALLPLATES

Leviton will make custom wallplates to meet your requirements. Any combination of configurations can be specified. You can order up to twelve gangs, in any material Leviton offers, including brass, stainless steel (standard and non-magnetic), painted steel, aluminum and chrome. In addition, standard and custom metal wallplates can be engraved and plastic wallplates can be hot stamped with any message you choose.

Please consult your Leviton representative for ordering details.

In some homes only the finer things in life



East Hampton, NY

will do.

ACENTI®

The Acenti Collection is truly in a class by itself. Its refined style is designed to please the senses – stunning to look at, soft to the touch. Its accolades are many, including the prestigious Industrial Design Excellence Award (IDEA) as well as the Good Design™ award. There are over 75 Acenti devices in this artful collection, every one is a testament to Leviton's exacting standards, a visual and tactile work of art. We invite you to see and feel the difference.



Dimmers, Fan Speed Controls, Occupancy Sensors and Timers	122
Switches	127
Receptacles	129
Wallplates	132
QuickPort® Inserts and Connectors	135


Acenti® and QuickPort® are registered trademarks of Leviton Manufacturing Company, Inc.
Good Design™ is a trademark of the Chicago Athenaeum.
Note: All wallplates shown with products are sold separately.

The Acenti products are covered under one or more of the following issued patents: US 7,030,318 B2; US 7,176,380 B2; US 6,923,663 B2; US 6,875,940 B2; US 6,979,791 B2; US 6,979,790 B2; US 7,126,070 B2; US 7,034,236 B2; US 7,122,754 B2; US D529,787 S; HK 0502715.4; US 7,170,018 B2; US D518,000 S; CA 0,109,502; HK 0,412,910.8; MX 0,020,388; US D519,466 S; BR D16.404.637-0; CA 0,109,503; HK 0,412,908.4; MX 0,020,389; US D526,624 S; BR D16.404.636-2; CA 0,109,504; HK 0,412,911.0; MX 0,020,387; US D517,999 S; BR D1 6404638-9; CA 0,109,505; HK 0,412,909.6; MX 0,020,390; US D535,627 S; US D534,873 S; US D532,288 S; HK 0600395.2; HK 0600396.4; US D539,119 S; US D539,118 S; HK 0600463.6; US D535,254 S; US D535,255 S; US D532,376 S, and other U.S. foreign pending patent applications.



DIMMERS, FAN SPEED CONTROLS, OCCUPANCY SENSORS AND TIMERS

A celebration of design and innovation, the Acenti Collection has set new standards for style and functionality. Take, for example, Acenti's unique one-touch DIM/BRIGHT bar. It allows you to set precise lighting levels, then remembers your settings and returns to the same light level when switched back on. Acenti Dimmers and Fan Speed Controls have a "return-to-neutral" feature. This subtle, elegant design enhancement ensures that Acenti always appears at the same attractive position whether on or off. Acenti features a signature detail blue LED locator light. This soothing light tastefully guides your hand to the switch and makes Acenti Dimmers and Fan Speed Controls beautiful, even in the dark. Acenti Occupancy Sensors are an artful way to conserve energy.



Features and Benefits

- Robust construction with consistent form factor, excellent ergonomic traits and precision feel
- Innovative contoured geometry offers an exclusive aesthetic design*
- Clean multi-gang installation with no dividers between devices
- Devices and wallplates molded from engineering grade polymer with subtle matte finish and flawless color match
- Screwless wallplates snap onto device's TOX® fastened multi-function clips
- Meets all applicable UL, CSA and FCC requirements
- Limited Five-Year Warranty

Visit www.acenti.net for more information

*US and Foreign Patents Pending
TOX® is a registered trademark of TOX PRESSOTECHNIK, LLC

DIMMERS, FAN SPEED CONTROLS, OCCUPANCY SENSORS AND TIMERS

ACENTI® CONTROLS, SENSORS AND TIMERS

All Acenti lighting controls provide single pole (one location), 3-way (multi-location) or more control when used with Acenti remote units.

Specifications and Features

- Universal design provides crisp actuation and excellent tactile feedback
- Push pad always returns to neutral position regardless of load status
- Soothing blue LED locator and brightness display
- Digital circuitry provides soft ON/fade OFF and extends lamp life
- Protected memory and voltage compensation maintain light levels after power outages and during minor power fluctuations
- LEDs on matching remote units track and follow dimmer's LEDs to indicate level of DIM/BRIGHT
- Single pole (one location) and 3-way (multi-location) switching with Acenti Remotes
- Built-in radio/TV interference filter
- Terminal screws (back and side wire) on select models ease installation
- Multi-function self-grounding clips snap onto wallplate and ensure proper device alignment
- Air-gap switch completely disconnects power to unit for bulb change and service
- Devices and wallplates molded from engineering grade polymer with subtle matte finish and flawless color match

Advanced features:

- For maximum flexibility, advanced programming is available for energy save mode, minimum brightness level, preset ON and OFF, fade rates, almost OFF and LED options
- Dim-lock feature allows user to program lights to turn on at their personally-chosen level every time
- Limited Five-Year Warranty

Acenti Electronic Timer Switch

- Four preset buttons plus OFF for timed control of lights and appliances
- LEDs indicate time elapsed
- Before turning OFF, bottom LED flashes two-minute warning
- Limited Five-Year Warranty



AT106-1L

Acenti Controls with LED Locator and Brightness Display



Description	Cat. No.	Rating	Color*
DIMMERS			
Incandescent Dimmer	AT106-1L	600W-120VAC	W, A, G, E, D, S, Q, C
Magnetic Low Voltage Dimmer	ATM06-1L	600VA-120VAC	W, A, G, E, D, S, Q, C
Incandescent/ Magnetic Low Voltage Dimmer	ATM10-1L	1000W-120VAC 1000VA-120VAC	W, A, G, E, D, S, Q, C
Electronic Low Voltage Dimmer; neutral required	ATE04-1L	400W-120VAC	W, A, G, E, D, S, Q, C
Electronic Low Voltage Dimmer; neutral required	ATE06-1L	600W-120VAC	W, A, G, E, D, S, Q, C

DIMMERS, FAN SPEED CONTROLS, OCCUPANCY SENSORS AND TIMERS



AT00R-10



ACP15-CB

Description	Cat. No.	Rating	Color*
Fluorescent Dimmer for Mark 10® Powerline or Tu-Wire® Ballasts; neutral required	ATX10-1L	1000VA-120VAC	W, A, G, E, D, S, Q, C
Fluorescent Dimmer for Mark 10® Powerline Ballasts with LED locator and brightness display; neutral required	ATX12-7L	1200VA-277VAC	W, A, G, E, D, S, Q, C
Fluorescent Dimmer for Hi-lume® or Eco-10® (Eco-Series) Ballasts; neutral required	ATH08-1L	8A-120VAC	W, A, G, E, D, S, Q, C
Fluorescent Dimmer for Hi-lume® or Eco-10® (Eco-Series) Ballasts with LED locator and brightness display; neutral required	ATH06-7L	6A-277VAC	W, A, G, E, D, S, Q, C

REMOTES

Matching Remote Unit to 120VAC Dimmers/Fan Speed Control for 3-way or up to 5 locations; neutral required	AT00R-1L	No load rating - 120VAC	W, A, G, E, D, S, Q, C
Coordinating Remote Unit to 120VAC Dimmers/Fan Speed Control for 3-way or up to 10 locations, no LED; neutral required±	AT00R-10	No load rating - 120VAC	W, A, G, E, D, S, Q, C
Matching Dimmer Remote Unit to 277VAC Dimmers for 3-way or up to 5 locations, with LED locator and brightness display; neutral required	AT00R-7L	No load rating - 277VAC	W, A, G, E, D, S, Q, C

FAN CONTROLS

Quiet Fan Speed Control (LED display denotes speed); neutral required	ATF01-1L	1.5A-120VAC	W, A, G, E, D, S, Q, C
---	----------	-------------	------------------------

± Except when used with incandescent and magnetic low voltage applications

Acenti Occupancy Sensors and Timers



Description	Cat. No.	Rating	Color*
Adapted PIR Occupancy Sensor for single pole or 3-way applications, 180° field of view, 900 sq. ft., LED locator light	ACP10	Incandescent: 800W@120VAC Fluorescent: 1200VA@120VAC 2700VA@277VAC	W, A, E
Adapted Manual-On Occupancy Sensor for single pole, 3-way or more applications, neutral required**	ACP15-CB	1800W/1800VA, 1/2 HP-120VAC	W, A, E
Adapted Manual-On Occupancy Sensor Remote Unit to ACP15 or Acenti 120VAC dimmers. Control for 3-way or up to 5 locations, neutral required**	ACP0R-CB	No load rating - 120VAC	W, A, E
Adapted Timer Switch with four preset buttons plus OFF for single pole applications. LED locator; neutral required. 10-20-30-60 minute intervals	ACT60	1000W Incandescent, 20A Inductive, 1 HP @ 120VAC	W, A

** California Title 24 Compliant

Note: Application notes are available at www.leviton.com/acenti for detailed information about installations and fade rate adjustments. Leviton recommends the use of deep wall boxes for Acenti installations. Some devices require a neutral conductor.

Maximum Load per Acenti Device

Cat. No.	Single	2-gang	More than 2-gang
ATE04-1L	400W	350W	250W
ATE06-1L	600W	500W	400W
ATF01-1L	1.5A	1.5A	1.5A
ATH08-1L	8A	8A	8A

DIMMERS, FAN SPEED CONTROLS, OCCUPANCY SENSORS AND TIMERS

Cat. No.	Single	2-gang	More than 2-gang
ATH06-7L	6A	6A	6A
ATI06-1L	600W	600W	500W
ATM06-1L	600VA (450W)	600VA (450W)	500VA (375W)
ATM10-1L Incandescent	1000W	800W	650W
Magnetic Low Voltage	1000VA (800W)	800VA (640W)	650VA (520W)
ATX10-1L	1000VA	800VA	650VA
ATX12-7L	1200VA	1200VA	1200VA

Acenti Colors

Note: Only wallplates are available in metal finishes.



COLOR

To order colors, add suffix to Cat. No. as follows: Alabaster (-W), Natural (-A), Slate (-G), Onyx (-E), Driftwood (-D), Sand (-S), Quartz (-Q), Cocoa (-C).

TESTING AND CODE COMPLIANCE

- UL Listed (File #E-31373)
- CSA Certified (File #LR-3413)
- Meets Part 15, Class B FCC Requirements
- ACP15 and ACP0R California Title 24 Energy Code 2005

MATERIAL CHARACTERISTICS

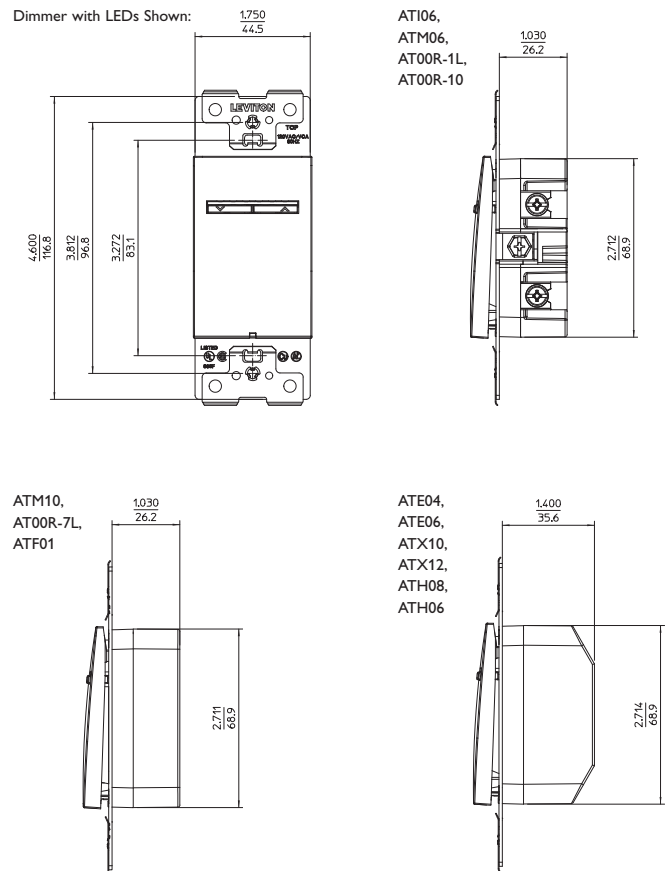
Environmental: Flammability UL-94, V2 Rating
Operating Temperature: 32°F to 130°F

CAUTION ON RETROFITS: When retrofitting Mark 10® Powerline dimming ballasts into fixtures that originally had Instant Start ballasts, the sockets MUST be replaced with Rapid Start sockets to allow proper dimmer operation and prevent damage to the dimming ballast. Refer to the instructions provided with the ballast and the Leviton dimmer:

Use Leviton Power Extenders to extend the load capacity of box mounted dimmers. Leviton Power Extenders are available for incandescent, magnetic low voltage, electronic low voltage, Mark 10® Powerline fluorescent dimming ballasts or equivalents and 0-10VDC dimmable fluorescent ballasts such as Mark 7® OSRAM Sylvania Quicktronic® Helios™ or equivalent ballasts.

See page 64 for more information.

DIMENSIONS



DIMMERS, FAN SPEED CONTROLS, OCCUPANCY SENSORS AND TIMERS

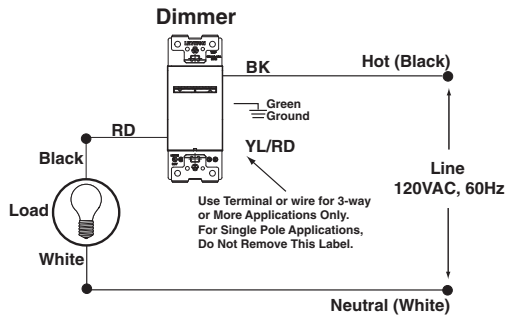
WIRING DIAGRAMS

Single pole wiring for incandescent or magnetic low voltage dimmer

Dimmers
ATI06
ATM06
ATM10

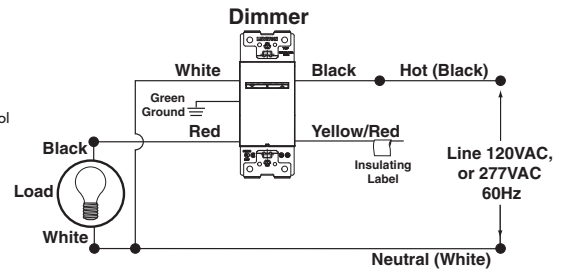
NOTES:

- ATI06 and ATM06 have screw terminals, ATM10 has leads
- Red and Black leads (or terminals) are interchangeable



Single pole wiring for electronic low voltage dimmers, Mark 10® Powerline dimmers, fan speed control or switch

Dimmers
ATE04
ATE06
ATX10
ATX12-7L
Fan Speed Control
ATF01
Switch
ATS15

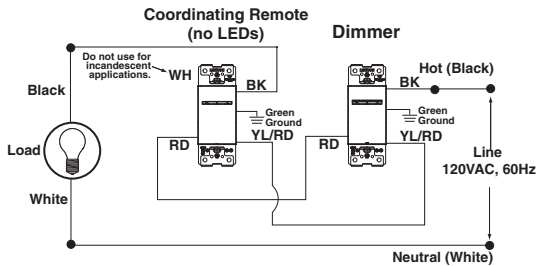


NOTES:

- ATS15 has screw terminals, ATE04, ATE06, ATX10, ATF01 and ATX12-7L have leads

3-way wiring for incandescent or magnetic low voltage dimmers with coordinating remote

Dimmers
ATI06
ATM06
ATM10
Coordinating Dimmer Remote
AT00R-10
Coordinating Switch Remote
AT0SR-10



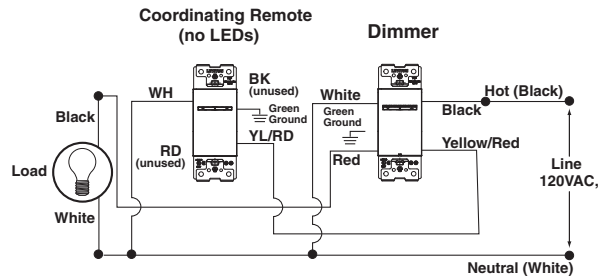
NOTES:

- ATI06, ATM06 and AT00R-10 have screw terminals, ATM10 has leads
- Black connections are interchangeable
- Silver terminal on coordinating remote is unused

3-way wiring for electronic low voltage dimmer, Mark 10® Powerline dimmer, fan speed control or switch with coordinating remote

Dimmers
ATE04, ATE06, ATX10
Coordinating Remote Switch
AT0SR-10
Fan Speed Control
ATF01

Switch
ATS15
Coordinating Dimmer Remote
AT00R-10

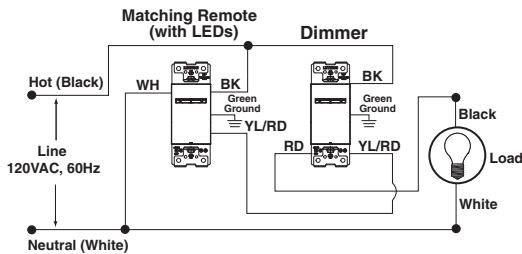


NOTES:

- ATS15, AT0SR-10 and AT00R-10 have screw terminals, ATE04, ATE06, ATX10 and ATF01 have leads
- Black and Red terminals on coordinating remotes are unused

3-way wiring for incandescent or magnetic low voltage dimmer with matching remote

Dimmers
ATI06
ATM06
ATM10
Matching Dimmer Remote
AT00R-1L
Matching Switch Remote
AT0SR-1L

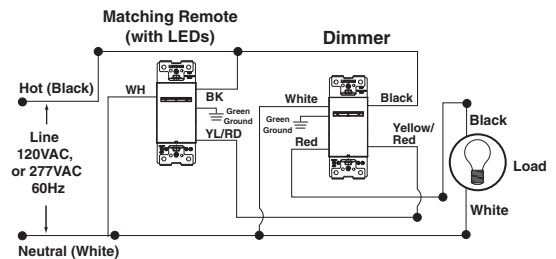


NOTES:

- ATI06, ATM06, AT00R-1L and AT0SR-1L have screw terminals, ATM10 has leads

3-way wiring for electronic low voltage dimmer, Mark 10® Powerline dimmer, fan speed control or switch with matching remote

Dimmers
ATE04
ATE06
ATX10
ATX12-7L
Fan Speed Control
ATF01
Switch
ATS15
Matching Dimmer Remotes
AT00R-1L
AT00R-7L
Matching Switch Remote
AT0SR-1L



NOTE: ATS15, AT0SR-1L and AT00R-1L have screw terminals, ATE04, ATE06, ATX10, ATF01, ATX12-7L and AT00R-7L have leads

ACENTI® SWITCHES

An Acenti Switch elevates the simple task of turning a light or controlled loads on and off. Each has a “return-to-neutral” feature, an elegant design enhancement that ensures Acenti devices always appear at the same attractive position whether on or off. Acenti Switches feature a signature detail, a blue LED locator light. This soothing light tastefully guides your hand to the switch and makes Acenti Switches beautiful, even in the dark. Acenti satisfies your senses as well as your sense of style.

Specifications and Features

- Universal design provides crisp actuation and excellent tactile feedback
- Push pad always returns to neutral position regardless of load status
- Soothing blue LED locator
- ATS15-1L provides single pole (one location) and multi-location switching with Acenti Switch Remotes
- Terminal screws (back and side wire) ease installation
- Multi-function self-grounding clips snap onto wallplate and ensure proper device alignment
- Devices and wallplates molded from engineering grade polymer with subtle matte finish and flawless color match



ATS15-1L



AT0SR-10



AC201-1L

Acenti Switches



Description	Cat. No.	Rating	Color*
ELECTRONIC SWITCHES			
Electronic Switch for single pole, 3-way or more applications, with LED locator; neutral required	ATS15-1L	15A-120VAC	W, A, G, E, D, S, Q, C
Matching Remote Unit to ATS15-1L switch for 3-way or up to 5 locations, with LED locator; neutral required	AT0SR-1L	No load rating - 120VAC	W, A, G, E, D, S, Q, C
Coordinating Remote Unit to ATS15-1L switch for 3-way or up to 10 locations, no LED	AT0SR-10	No load rating - 120VAC	W, A, G, E, D, S, Q, C
ELECTROMECHANICAL SWITCHES			
Electromechanical Switch for single pole applications, lighting, motor loads or other heavy duty applications, with LED locator	AC201-1L	20A-120VAC	W, A, G, E, D, S, Q, C
Electromechanical Switch for 3-way applications, lighting, motor loads or other heavy duty applications, with LED locator	AC203-1L	20A-120VAC	W, A, G, E, D, S, Q, C
Electromechanical Switch for 4-way applications, lighting, motor loads or other heavy duty applications, with LED locator	AC204-1L	20A-120VAC	W, A, G, E, D, S, Q, C
Electromechanical Switch for single pole applications, lighting, motor loads or other heavy duty applications, with LED locator	AC201-7L	20A-277VAC	W, A, G, E, D, S, Q, C
Electromechanical Switch for 3-way applications, lighting, motor loads or other heavy duty applications, with LED locator	AC203-7L	20A-277VAC	W, A, G, E, D, S, Q, C
Electromechanical Switch for 4-way applications, lighting, motor loads or other heavy duty applications, with LED locator	AC204-7L	20A-277VAC	W, A, G, E, D, S, Q, C

Note: Application notes are available at www.leviton.com/acenti for detailed information about installations and fade rate adjustments. Leviton recommends the use of deep wall boxes for Acenti installations. Some devices require a neutral conductor. AC201/AC203/AC204 are not suitable for Compact Fluorescent loads; use the ATS15 instead.

SWITCHES

*COLOR

To order colors, add suffix to Cat. No as follows: Alabaster (-W), Natural (-A), Slate (-G), Onyx (-E), Driftwood (-D), Sand (-S), Quartz (-Q), Cocoa (-C).

TESTING AND CODE COMPLIANCE

- UL Listed (File #E-7458)
- CSA Certified (Switches: File #LR-152105, Timer: File #LR-68679)
- Meets NEMA WD-1 & WD-6 requirements

MATERIAL CHARACTERISTICS

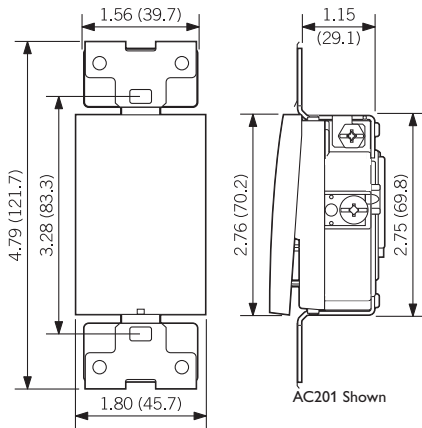
Environmental: Flammability UL-94,V2 Rating
 Operating Temperature: 32°F to 130°F

Use Leviton Power Extenders to extend the load capacity of box mounted dimmers. Leviton Power Extenders are available for incandescent, magnetic low voltage, electronic low voltage, Mark 10® Powerline fluorescent dimming ballasts or equivalents and 0-10VDC dimmable fluorescent ballasts such as Mark 7® OSRAM Sylvania Quicktronic® Helios™ or equivalent ballasts.

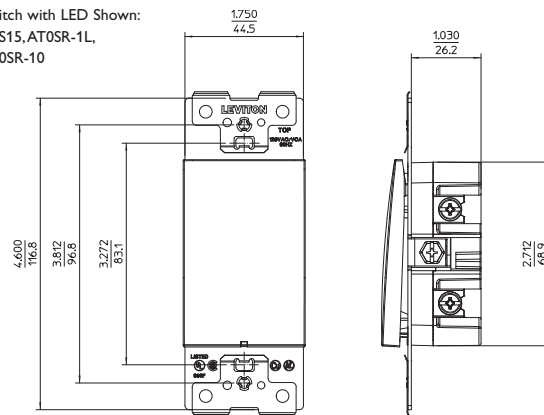
See page 64 for more information.

DIMENSIONS

AC201-1L, AC201-7L,
 AC203-1L, AC203-7L,
 AC204-1L, AC204-7L



Switch with LED Shown:
 ATS15, AT0SR-1L,
 AT0SR-10



RECEPTACLES

Acenti Receptacles grace the most upscale homes with their exquisite combination of design and innovation. In fact, Acenti has the distinction of offering two industry firsts: a Triplex and Sixplex Receptacle. As attractive as it is functional, the Triplex provides three outlets. The Acenti Sixplex has a unique configuration which allows all six outlets to be used at the same time. The Sixplex not only provides six true outlets, it also protects sensitive electronics from power surges and eliminates the need for unsightly power strips. It is perfect for home offices and entertainment centers. Acenti – a statement of elevated standards, right down to the last detail.



RECEPTACLES



AC215



ACGF1



ACSSR

ACENTI® RECEPTACLES

Specifications and Features

All Receptacles

- Fit into a standard size wall box†
- Exclusive space saving Triplex Receptacle accommodates three NEMA grounding plugs
- Neat multi-gang installation with no dividers between devices
- Most receptacles feature terminal screws (back and side wire) available for easier installation (Sixplex has pigtail leads)
- Multi-function self-grounding clips snap onto wallplate and ensure proper device alignment
- Devices and wallplates molded from engineering grade polymer with subtle matte finish and flawless color match
- Limited Five-Year Warranty

Tamper-Resistant Receptacles

- Shutter mechanism inside the receptacle blocks access to the contacts unless a two-prong plug is inserted, helping ensure hairpins, keys, etc., will be locked out
- TR symbol on residential receptacles assures they meet the 2008 NEC requirement
- Heavy-duty construction offers long, trouble-free service life

GFCI Receptacles

- Patented bridge contact provides individual sets of contacts for GFCI receptacle face and downstream receptacles; no power to receptacle face if improperly wired (line-load reversal)
- Patented lockout feature for added safety prevents RESET if GFCI is not operating properly
- TEST and RESET button colors match device face
- Soothing blue LED dual-function indicator light

Surge Protective Receptacle

- Protects sensitive electronic equipment against transient voltage surges
- UL 1449 clamping level: 400V
- Audible alarm for protection status
- Soothing blue LED monitor/indicator

†The Sixplex requires a 2-gang wall box

Acenti Triplex and Duplex Receptacles



Description	Cat. No.	Rating	Color*
Triplex Receptacle (NEMA 5-15R)	AC315	15A-125VAC	W, A, G, E, D, S, Q, C
Triplex Receptacle (NEMA 5-20R)	AC320	20A-125VAC	W, A, G, E, D, S, Q, C
Duplex Receptacle (NEMA 5-15R)	AC215	15A-125VAC	W, A, G, E, D, S, Q, C
Duplex Tamper-Resistant Receptacle (NEMA 5-15R)	AC215-T	15A-125VAC	W, A, G, E, D, S, Q
Duplex Receptacle (NEMA 5-20R)	AC220	20A-125VAC	W, A, G, E, D, S, Q, C
Duplex Tamper-Resistant Receptacle (NEMA 5-20R)	AC220-T	20A-125VAC	W, A, G, E, D, S, Q

RECEPTACLES

Acenti GFCI and Surge Receptacles



Description	Cat. No.	Rating	Color*
GFCI Receptacle (NEMA 5-15R)	ACGF1	15A-125VAC	W, A, G, E, D, S, Q, C
GFCI Tamper-Resistant Receptacle (NEMA 5-15R)	ATGF1	15A-125VAC	W, A, G, E, D, S, Q
GFCI Receptacle (NEMA 5-20R)	ACGF2	20A-125VAC	W, A, G, E, D, S, Q, C
Duplex Surge Receptacle (NEMA 5-15R)	ACSSR	15A-125VAC	W, A, G, E, D, S, Q, C
Sixplex Surge Receptacle (NEMA 5-15R)	ACSR6	15A-125VAC	W, A, G, E, D, S, Q, C

*COLOR

To order colors, add suffix to Cat. No. as follows: Alabaster (-W), Natural (-A), Slate (-G), Onyx (-E), Driftwood (-D), Sand (-S), Quartz (-Q), Cocoa (-C).

TESTING AND CODE COMPLIANCE

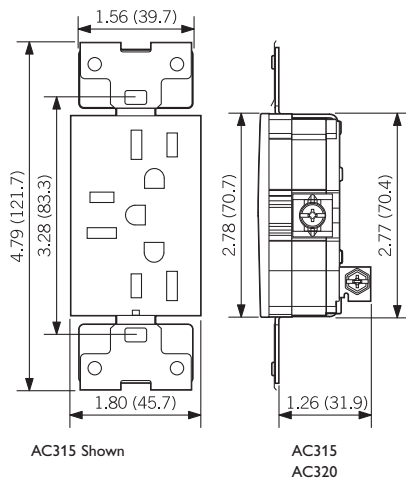
- UL Listed (Triplex/Duplex/Surge: File #E-13399, GFCI: File #E-48380)
- CSA Certified (Triplex/Duplex: File #LR-152105, GFCI: File #LR-57811, Surge: File #MC152105/LR-406)
- Meets NEMA WD-1 & WD-6 requirements

MATERIAL CHARACTERISTICS

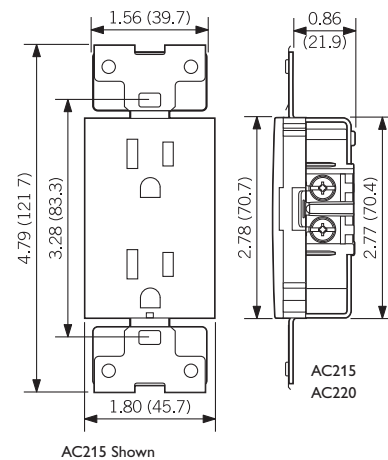
Environmental: Flammability UL-94, V2 Rating
Operating Temperature: 32°F to 130°F

DIMENSIONS

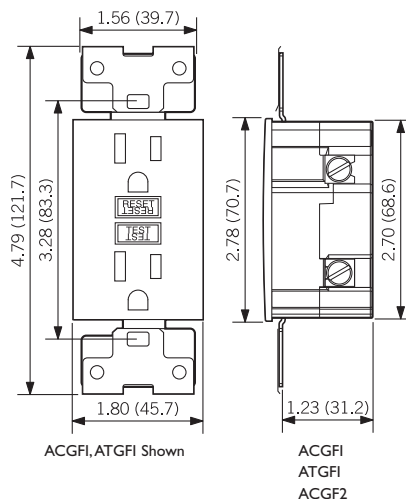
Triplex Receptacle



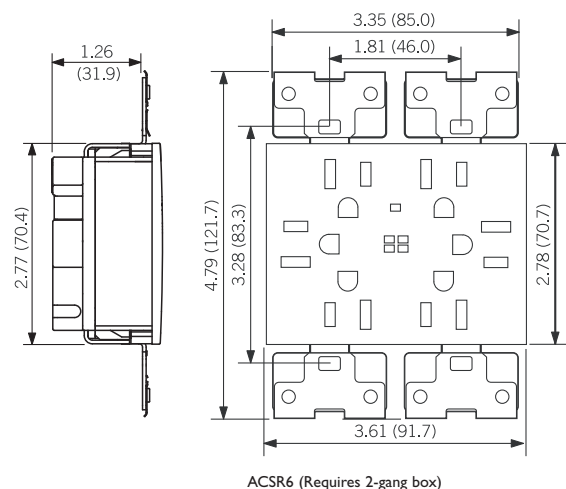
Duplex Receptacle



GFCI Receptacle




Sixplex Surge Receptacle



WALLPLATES

Every aspect of the Acenti collection is finely engineered for a flawless look and equally flawless performance. Leviton's vision for Acenti included a smooth, sleek wallplate whose surface was not marred by screws, culminating in the first screwless metal wallplate. Acenti even eliminates the webbing between switches and up to six Acenti devices can be installed side-by-side in one wallplate and still look trim and uncluttered.



Acenti Wallplates are available in eight soothing colors: Alabaster, Natural, Slate, Onyx, Driftwood, Sand, Quartz and Cocoa, as well as Polished Chrome, Brushed Stainless Steel and 24k Gold finishes.




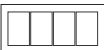
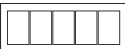
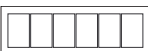

ACENTI® WALLPLATES

Specifications and Features

- Exclusive for all Acenti devices
- Screwless, snap-on design provides smooth, clean look
- Subtle, matte finish complements fine décors
- Available in engineering grade polymer; polished chrome, brushed stainless steel and 24k gold finishes
- Unique screwless metal wallplates coordinate with premium-grade appliances and fixtures
- Single opening design of multi-gang wallplates means device frames rest side by side, without extra webbing between them, for an uncluttered appearance
- Alignment plate with positioning pins ensures alignment of device and wallplate
- Snaps easily and directly onto device's multi-function Tox-fastened clips, which also provide self-grounding of device and metal wallplate (when used with a properly grounded metal wall box)
- Limited Five-Year Warranty

Acenti Screwless Snap-On Wallplates



Description	Cat. No. Thermoplastic*	Cat. No. Brushed Stainless Steel	Cat. No. 24k Gold	Cat. No. Polished Chrome
 1-Gang	ACWP1	ACWM1-ST5	ACWM1-24K	ACWM1-PCH
 2-Gang	ACWP2	ACWM2-ST5	ACWM2-24K	ACWM2-PCH
 3-Gang	ACWP3	ACWM3-ST5	ACWM3-24K	ACWM3-PCH
 4-Gang	ACWP4	ACWM4-ST5	ACWM4-24K	ACWM4-PCH
 5-Gang	ACWP5	ACWM5-ST5	ACWM5-24K	ACWM5-PCH
 6-Gang	ACWP6	ACWM6-ST5	ACWM6-24K	ACWM6-PCH
 Blank Wallplate Insert*	ACW14			

* Thermoplastic Blank Wallplate Insert available in the following colors: W, A, G, E, D, S, Q, C.



ACWP1



ACWP2



ACW14

WALLPLATES

Acenti Colors

Note: Only wallplates are available in metal finishes.



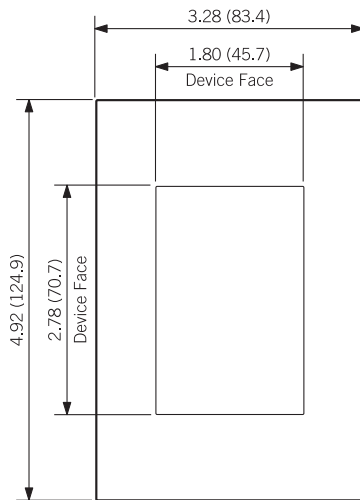
COLOR

To order colors, add suffix to Cat. No. as follows: Alabaster (-W), Natural (-A), Slate (-G), Onyx (-E), Driftwood (-D), Sand (-S), Quartz (-Q), Cocoa (-C).

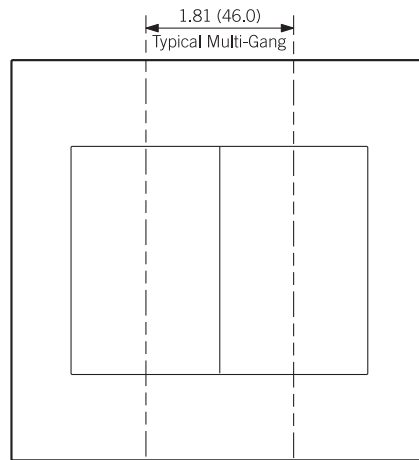
TESTING AND CODE COMPLIANCE

- UL Listed and CSA Certified
- Meets NEMA Standards WD-1, WD-6 (plastic); Meets NEMA and ANSI standards (metal)

DIMENSIONS



ACWP1, ACWM1
Single-Gang Shown



Add 1.81" (46.0mm) for each gang in multi-gang wallplates

QUICKPORT® INSERTS AND CONNECTORS

Leviton Quickport Snap-In Connectors and Adapters were created to meet the demands of modern technology with a decidedly sophisticated touch. This line of audio, video, voice and data jacks is available in various combinations and can be quickly inserted into an Acenti Wallplate.



QUICKPORT® INSERTS AND CONNECTORS



AC642



AC644

ACENTI® INSERTS AND CONNECTORS

Specifications and Features

- QuickPort snap-in inserts and connectors bring voice, data, audio and video together
- Compatible with the complete collection of Acenti devices
- Limited Five-Year Warranty

QuickPort Acenti Multimedia Wallplate Inserts and Snap-In Connectors



Description	Cat. No.	Color*
MULTIMEDIA WALLPLATE INSERTS		
2-Port QuickPort Insert	AC642	W, A, G, E, D, S, Q, C
3-Port QuickPort Insert	AC643	W, A, G, E, D, S, Q, C
4-Port QuickPort Insert	AC644	W, A, G, E, D, S, Q, C
6-Port QuickPort Insert	AC646	W, A, G, E, D, S, Q, C
SNAP-IN CONNECTORS		
Cat 5e Jack	AC108-R*5	W, A, G, E, D, S, Q, C
RCA Jack w/Red Stripe	AC830-B*R	W, A, G, E, D, S, Q, C
RCA Jack w/Black Stripe	AC830-B*E	W, A, G, E, D, S, Q, C
RCA Jack w/Yellow Stripe	AC830-B*Y	W, A, G, E, D, S, Q, C
RCA 110 Term., Orange Barrel	AC735-RO*	W, A, G, E, D, S, Q, C
RCA 110 Term., Red Barrel	AC735-RR*	W, A, G, E, D, S, Q, C
RCA 110 Term., White Barrel	AC735-RW*	W, A, G, E, D, S, Q, C
RCA 110 Term., Yellow Barrel	AC735-RY*	W, A, G, E, D, S, Q, C
Banana Jack w/Red Stripe	AC837-B*R	W, A, G, E, D, S, Q, C
Banana Jack w/Black Stripe	AC837-B*E	W, A, G, E, D, S, Q, C
Binding Post w/Red Stripe	AC833-B*R	W, A, G, E, D, S, Q, C
Binding Post w/Black Stripe	AC833-B*E	W, A, G, E, D, S, Q, C
BNC Adapter; Nickel Plated	AC084-B*F	W, A, G, E, D, S, Q, C
BNC Adapter; Gold Plated	AC832-0B*	W, A, G, E, D, S, Q, C
F-Type Adapter; Nickel Plated	AC084-F*F	W, A, G, E, D, S, Q, C
F-Type Adapter; Gold Plated	AC831-0B*	W, A, G, E, D, S, Q, C
Blank Insert	AC084-B*B	W, A, G, E, D, S, Q, C
S-Video Module, 110 Termination	AC734-SV*	W, A, G, E, D, S, Q, C

When ordering Voice & Data connectors, insert color description where (*) is indicated.

*COLOR

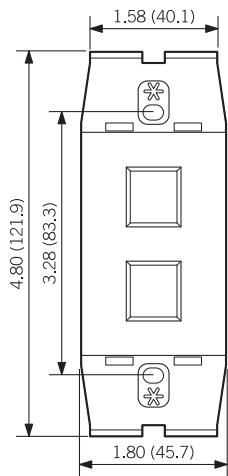
To order colors, add suffix to Cat. No. as follows: Alabaster (-W), Natural (-A), Slate (-G), Onyx (-E), Driftwood (-D), Sand (-S), Quartz (-Q), Cocoa (-C).

TESTING AND CODE COMPLIANCE

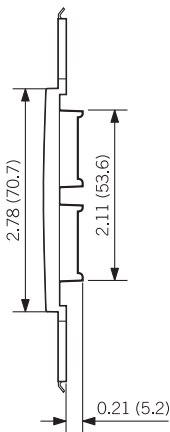
- UL Listed and CSA Certified
- Meets NEMA Standards WD-1, WD-6 (plastic); Meets NEMA and ANSI standards (metal)

QUICKPORT® INSERTS AND CONNECTORS

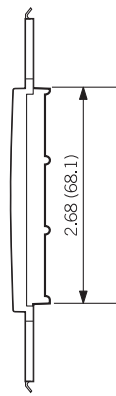
DIMENSIONS



AC642
2-Port shown



AC642 2-Port
AC644 4-Port



AC643 3-Port
AC646 6-Port

Home is where the action is.



Swanquarter, NC

CONNECTED HOME

Movies on the big screen TV complete with surround sound. Email, Internet, IPTV, VoIP, fax and a dedicated phone line so homeowners can get a little work done after hours, along with options that provide added safety for the family. Homeowners demand so much more in a home today and Leviton has everything you need to make it happen for them.

Structured Media® Centers	140
Power Supplies	148
Voice/Data/TV Panels	152
Data Networking	157
TV/Distribution	160
Camera Systems	168
Intercom	173
Wallplates and Connectors	175

Structured Media® is a registered trademark of Leviton Manufacturing Company, Inc.



STRUCTURED MEDIA CENTERS

Today's home is part business, part school, and part entertainment complex. Leviton has what you need to keep homeowners wired for the good things in life.

Leviton meets these challenges by using the kind of structured cabling employed in demanding commercial facilities and combing it with multimedia. This approach provides the bandwidth and speed needed for voice, data and Internet access, audio and video. Set ups can be as simple as cable TV and telephone in a few rooms or as complex as a local area network (LAN) for a small office or home business. Leviton offers several platforms to choose from, including one that can be customized.



STRUCTURED MEDIA CENTERS

STRUCTURED MEDIA® ENCLOSURES

The Series 140 is the entry level for home networking. This professional grade enclosure creates one distribution point for an apartment or smaller home for all low voltage cables. It accommodates two Pre-Configured Structured Cabling Panels and is built tough to make installation easier and help reduce labor costs.

The SMC-280 and SMC-420 serve single family homes as command central for communications, education, entertainment, and business needs. Both the 28" and the 42" SMC can easily accommodate DSL and cable Internet modems, networking, cable and satellite video. They also serve VoIP, IPTV, fax, multiple telephone lines, video monitoring cameras, intercom, and distributed audio. By bringing every conceivable technology distribution point together in one place, these enclosures make running cable and managing media both simple and cost effective. Incorporate a hospital grade power quality module for maximum protection from line surges.

The Series 280 can comfortably accommodate up to eight distribution modules, depending on selection and density. The Series 420 has generous capacity for up to 12 modules, and can also simultaneously accommodate many diverse functions. In larger homes, many contractors specify multiple SMCs, sometimes separating coaxial cable-based CATV or Satellite TV equipment from the Cat 5e or Cat 6 UTP-based communications and networking equipment.

Please specify the appropriate size media center and allow for Module planning before you begin your project.

Specifications and Features

- Choice of three enclosure sizes address different capacities and provides extensible functionality for "wired" homes
- Accommodates two or more full width Pre-Configured Structured Cabling Panels, delivering audio/video, voice and data to any room of the home or office
- Positive tabs on housing sidewalls prevent enclosure from falling through the studs during installation
- One piece white steel unit holds full and half width expansion modules, panels and brackets
- Can be surface mounted or recessed
- Ideal for new installations and retrofits
- Powder coated white cover features 3/4" overlap to hide irregular drywall cuts
- Combine two or more enclosures for larger installations or future expansion
- Multiple knock-outs on top and bottom, including two 2" knock-outs on top, facilitate cable entry and routing
- Cut out in base of enclosure for mounting single and double gang J-boxes and power modules
- Six 3" square self healing foam grommets accommodate and protect cable bundles
- Holds 1/4, 1/2 and full-width expansion modules with the ability to mount most modules vertically or horizontally
- Mounting guides on the cover align screw holes and help to hold the cover in place during installation
- Threaded inserts added to enclosures ensure accurate threading of supplied machine screws when mounting cover
- Designed to accommodate safe, high quality hospital grade power module with transient voltage surge suppression
- Locking latch with key is available for hinged covers
- Job packed units save labor and reduce waste and clean up

Series 140 Structured Media Enclosures and Covers

Description	Cat. No.	Dimensions	Materials
SMC-140 Enclosure and Flush Mount Cover, empty	47605-140	15.32" (389.1mm) H x 15.62" (396.7mm) W x 3.68" (93.5mm) D	Enclosure - White, powder coated 20 gauge steel Cover - White, powder coated 18 gauge steel
SMC-140 Enclosure only	47605-14E	14.13" (358.9mm) H x 14.30" (363.2mm) W x 3.63" (92.2mm) D	White, powder coated 20 gauge steel

STRUCTURED MEDIA CENTERS



47605-14P



47605-28P



47605-42P

Description	Cat. No.	Dimensions	Materials
SMC-140 Flush Mount Cover	47605-14C	15.32" (389.1mm) H x 15.62" (396.7mm) W x 0.20" (5.1mm) D	White, powder coated 18 gauge steel
SMC-140 Economy Hinged Cover	47605-14D	15.32" (389.1mm) H x 15.62" (396.7mm) W x 0.25" (6.4mm) D	White, powder coated 18 gauge steel
SMC-140 Premium Hinged Cover	47605-14P	15.32" (389.1mm) H x 15.62" (396.7mm) W x 0.25" (6.4mm) D	White, powder coated 18 gauge steel
SMC-140 Enclosure only Job packed, 6 per pack	47605-14G	14.13" (358.9mm) H x 14.30" (363.2mm) W x 3.63" (92.2mm) D	White, powder coated 20 gauge steel
SMC-140 Flush Mount Cover only Job packed, 6 per pack	47605-14B	15.32" (389.1mm) H x 15.62" (396.7mm) W x 0.20" (5.1mm) D	White, powder coated 18 gauge steel

Series 280 and 420 Structured Media Enclosures and Covers

Description	Cat. No.	Dimensions	Materials
SMC-280 Enclosure and Flush Mount Cover, empty	47605-28W	29.32" (744.7mm) H x 15.62" (396.7mm) W x 3.68" (93.5mm) D	Enclosure - White, powder coated 20 gauge steel Cover - White, powder coated 18 gauge steel
SMC-280 Enclosure only	47605-28N	28.16" (715.3mm) H x 14.30" (363.2mm) W x 3.63" (92.2mm) D	White, powder coated 20 gauge steel
SMC-280 Flush Mount Cover	47605-F28	29.32" (744.7mm) H x 15.62" (396.7mm) W x 0.20" (5.1mm) D	White, powder coated 18 gauge steel
SMC-280 Economy Hinged Cover	47605-28D	29.32" (744.7mm) H x 15.62" (396.7mm) W x 0.25" (6.4mm) D	White, powder coated 18 gauge steel
SMC-280 Premium Hinged Cover	47605-28P	29.32" (744.7mm) H x 15.62" (396.7mm) W x 0.25" (6.4mm) D	White, powder coated 18 gauge steel
SMC-280 Enclosure only Job packed, 3 per pack	47605-28G	28.16" (715.3mm) H x 14.30" (363.2mm) W x 3.63" (92.2mm) D	White, powder coated 20 gauge steel
SMC-280 Flush Mount Cover only Job packed, 3 per pack	47605-28B	29.32" (744.7mm) H x 15.62" (396.7mm) W x 0.20" (5.1mm) D	White, powder coated 18 gauge steel
SMC-420 Enclosure and Flush Mount Cover, empty	47605-42W	43.32" (1100.3mm) H x 15.62" (396.7mm) W x 3.68" (93.5mm) D	Enclosure - White, powder coated 20 gauge steel Cover - White, powder coated 18 gauge steel
SMC-420 Enclosure only	47605-42N	42.16" (1070.9mm) H x 14.30" (363.2mm) W x 3.63" (92.2mm) D	White, powder coated 20 gauge steel

STRUCTURED MEDIA CENTERS

Description	Cat. No.	Dimensions	Materials
SMC-420 Flush Mount Cover	47605-F42	43.32" (1100.3mm) H x 15.62" (396.7mm) W x 0.20" (5.1mm) D	White, powder coated 18 gauge steel
SMC-420 Economy Hinged Cover	47605-42D	43.32" (1100.3mm) H x 15.62" (396.7mm) W x 0.25" (6.4mm) D	White, powder coated 18 gauge steel
SMC-420 Premium Hinged Cover	47605-42P	43.32" (1100.3mm) H x 15.62" (396.7mm) W x 0.25" (6.4mm) D	White, powder coated 18 gauge steel
Lock and Key	5L000-L0K		

STANDARDS COMPLIANCE

ACA and cULus Listed
UL Listed for fire and burglary

SERIES 280 AND 420 EXTENDER BRACKETS

The Extender Brackets provide an additional 2" of depth and enhanced ventilation for the Series 280 and 420 Structured Media Centers. The Extender Brackets attach between the enclosure and the cover to form a frame which has four 2" deep sheet metal rails with louvers on each side. The increase in depth allows for better cable management and for larger modules within the Structured Media Center.

Specifications and Features

- Made of sturdy, white powder coated 18 gauge sheet metal
- Louvers in the Extender Brackets enhance ventilation for added protection against heat build up from installed modules

Series 280 and 420 Structured Media Center Extender Brackets

Description	Cat. No.
Extender Bracket 2" depth extension package for Series 280 Structured Media Centers	47612-28B
Extender Bracket 2" depth extension package for Series 420 Structured Media Centers	47612-42B

LIMITED WARRANTIES

Leviton offers a two-part warranty for its Home Solutions Structured Media product offerings. The first part is a warranty on Leviton components used in the product line. The second part is an extended warranty, which is only offered for Leviton Integrated Networks Certified Installations that are installed, tested, documented, and registered to Leviton by Leviton certified installers (Program Installation Partners). Please see the Leviton Guidelines for Program Partners necessary to partner in the Certification Program warranty program.



47605-28N



47605-42N



47605-28N w/modules
(modules sold separately)

STRUCTURED MEDIA CENTERS

MEDIA VERSATILE PANEL™

The Media Versatile Panel was made for custom retrofits and remodeling. The Panel, with its 3/8" plywood backing has an open architecture, allowing simple, flexible mounting of all components. The 24" high steel panel has a securable door and can accommodate a wide variety of Structured Media Distribution Modules and other devices. This sturdy industrial grade panel can be surface mounted or recessed in the wall. In the case of non-standard stud spacing, optional mounting brackets may be used. The Media Versatile Panel is available in a black powder coat finish.

Specifications and Features

- Eight 1" or 1.5" conduit fittings on top and bottom facilitate cable entry and routing
- Wall-mount or recess
- Ideal for new installations or retrofits
- Securable door provides maximum protection from dust and unauthorized entry
- Plywood backing allows open architecture for customizing layout and can accommodate a wide – variety of Structured Media Distribution Modules



47602-24E

Media Versatile Panel

Description	Cat. No.	Dimensions	Materials
Media Versatile Panel with Cover	47602-24E	24.0" (609.6mm) H x 14.0" (355.6mm) W x 600" (152.4mm) D	Powder coated 18 gauge steel with 3/8" plywood backing
Mounting Brackets, set of four	47602-BKE		

STANDARDS COMPLIANCE:

- UL Listed

COMPACT STRUCTURED MEDIA ENCLOSURE

This unit is a compact, cost effective distribution point for media in smaller apartments and small condominiums. Easy to install, the Compact Structured Media Enclosure accommodates a variety of telephone and video configurations.

Specifications and Features

- Flexibility to accommodate a variety of telephone/video distribution configurations
- Snap-on cover requires no tools or fasteners
- Molded-in brackets provide quick snap-in convenience for Expansion Boards
- Angled video splitter shelf for easy installation
- Hosts up to three Expansion Boards and one Passive Video Splitter
- Available empty with cover or in two kit versions with a 1x6 Telephone Expansion Board or with a 1x6 Telephone Expansion Board and a 1 GHz 6-Way Splitter

Media Versatile Panel™ is a trademark of Leviton Manufacturing Co., Inc.

STRUCTURED MEDIA CENTERS

Compact Structured Media Enclosure

Description	Cat. No.	Dimensions	Materials
Compact Structured Media Enclosure and Cover, empty	47605-MDU	8.03" (204.0mm) H x 14.40" (365.6mm) W x 3.71" (94.2mm) D	ABS molded plastic
Compact Structured Media Enclosure Cover only	47605-MDC	9.01" (228.9mm) H x 15.39" (390.8mm) W x 0.51" (13.0 mm) D	ABS molded plastic
MDU Kit (Compact Structured Media Enclosure and Cover plus 1x6 Telephone Expansion Board)	47604-F6	8.03" (204.0mm) H x 14.40" (365.6mm) W x 3.71" (94.2mm) D	ABS molded plastic
MDU Kit (Compact Structured Media Enclosure and Cover plus 1x6 Telephone Expansion Board and 6-Way Splitter: 1 GHz)	47604-F6S	8.03" (204.0mm) H x 14.40" (365.6mm) W x 3.71" (94.2mm) D	ABS molded plastic

STANDARDS COMPLIANCE

- cULus Listing for Communications Equipment



47604-F6S

MOUNTING BRACKETS

Several different brackets mount a variety of Leviton or other devices and enhance the capability of the Structured Media Centers. The Single Plastic Bracket accepts mounting of any single width Leviton expansion board, such as the phone, data, security or DSL Filter Board within the Structured Media Center. The Expansion Plastic Bracket is a full width bracket that can be populated with up to five Leviton phone, data, security or DSL Filter Expansion Boards. The universal design of the Data Plastic Bracket enables mounting of other manufacturers' switches, routers, broadband modems, media converters and FTTH gateways within Leviton's Structured Media Centers. The half plastic bracket accepts up to three Leviton single width expansion boards and the removable spines allow for all TLDM board mounting.

Specifications and Features

- All plastic brackets
- Made of sturdy white ABS plastic
- Comes with push-lock pins
- Snap-in installation in any Leviton Series 140, 280 or 420 Structured Media Center
- Allows for cable management via routing under bracket

Mounting Brackets for Structured Media Centers

Description	Cat. No.
Single Plastic Bracket for mounting a single width Leviton expansion board (e.g., phone, data, security or DSL) Filter Expansion Board in a Leviton Series 140, 280 or 420 Structured Media Center	47612-SBK



47612-SBK

STRUCTURED MEDIA CENTERS




47612-EBK



47612-HBK



47612-MMA



5F100-BNC/5F100-6VF/5F100-6QP

Description

Expansion Plastic Bracket for mounting up to five Leviton phone, data, security or DSL Filter Expansion Boards in a Leviton Series 140, 280 or 420 Structured Media Center

Cat. No.

47612-EBK

Half Plastic Bracket for mounting up to three Leviton phone, data, security or DSL Filter Expansion Boards in a Leviton Series 140, 280 or 420 Structured Media Center

47612-HBK

Data Plastic Bracket for mounting switches, routers, broadband modems, media converters, and FTTH gateways within a Leviton Series 140, 280 or 420 Structured Media Center

47612-DBK

MULTIMEDIA ADAPTER BRACKET AND MOUNTING PLATES

Create a custom audio/video, copper or fiber mini-panel in a Structured Media Center with the Multimedia Adapter Bracket. The Bracket supports a choice of two 6-pack mounting plates and snaps easily into any of Leviton's Structured Media Centers with push-pins. Pre-loaded mounting plates are available for BNC and F-connectors, or create a custom configuration with unloaded 6-pack QuickPort® plates. QuickPort plates accept any combination of the following QuickPort adapters or connectors: BNC, F-Connector, ST, FC, SC and MT-RJ Fiber Optics, Banana Jacks, Speaker Binding Posts, RCA, S-Video, Voice Grade and Category 5, 5e or 6. Brackets mount vertically or horizontally.

Specifications and Features

Multimedia Adapter Bracket

- Made of white powder coated sheet metal
- Accepts up to two 5F100 Series 6-pack plates
- Comes with push-lock pins

5F100 Series 6-Pack Plates

- Made of black powder coated sheet metal
- Comes with push-lock pins

Multimedia Adapter Bracket

Description

Multimedia Bracket

Cat. No.

47612-MMA

BNC Mounting Plate, 6-pack, loaded

5F100-BNC

F-Connector Mounting Plate, 6-pack, loaded

5F100-6VF

QuickPort Mounting Plate, 6-pack, unloaded

5F100-6QP

8-Conductor Flat Telephone Patch Cord, 8" long (one each)

42400-8FG

STRUCTURED MEDIA CENTERS

UNIVERSAL SECURITY AND SHELF BRACKETS

The Universal Security Brackets allow consolidation and integration of security products into any of Leviton's Series 140, 280 or 420 Structured Media Center Enclosures. The 6" and 12" Universal Security brackets accommodate the widest variety of security alarm panels. The 1" wide Brackets are sold in pairs with self tapping screws and insulating spacers so you can easily attach them to the panels. The Universal Shelf Bracket provides space for security batteries of various sizes as well as other products to be mounted with Leviton's Series 140, 280 or 420 Structured Media Centers. The Bracket comes with four 8" long Velcro® strips to strap down products to the shelf, ensuring both vertical and horizontal stability.

Specifications and Features

All Security Brackets

- Made of white powder coated sheet steel
- Comes with push-lock pins

Universal Security Brackets

- Allows an unlimited number of upgrades (limited only by the enclosure's size) to be added to an existing security system terminated within any Leviton Structured Media Center
- Sold in pairs with self tapping screws and spacers to easily connect the largest number of security alarm manufacturers' panels

Universal Shelf Bracket

- Allows security batteries and other products to be mounted inside any Leviton Structured Media Center
- Vertical and horizontal slots on bracket to accommodate Velcro strips, ensuring vertical and horizontal stability

Combo Bracket

- Allows Leviton products to be installed in most non-Leviton structured wiring enclosures



47612-6SB/47612-1SB



47612-UBK



47612-FSB/47612-HSB



47612-CBK

Universal Security and Shelf Brackets for Leviton 140, 280 or 420 Structured Media Centers

Description	Cat. No.
6" Universal Bracket. Comes with a set of two 6" long, 1" wide brackets with selftapping screws and spacers for mounting with Leviton's Series 140, 280 or 420 Structured Media Centers	47612-6SB
12" Universal Bracket. Comes with a set of two 12" long, 1" wide brackets with selftapping screws and spacers for mounting with Leviton's Series 140, 280 or 420 Structured Media Centers	47612-1SB
Universal Shelf Bracket. Comes with four 8" long Velcro strips to strap down security batteries of various sizes as well as other products to be mounted within Leviton's Series 140, 280 or 420 Structured Media Centers	47612-UBK
Half-Width Universal Security Plate. Comes with a 6" long plate with four adhesive clips for mounting with Leviton's Series 140, 280 or 420 Structured Media Centers	47612-HSB
Full-Width Universal Security Plate. Comes with a 12" long plate with four adhesive clips for mounting with Leviton's Series 140, 280 or 420 Structured Media Centers	47612-FSB
Combo Bracket. Designed to accommodate Leviton products to be installed in most structured wiring enclosures on the market	47612-CBK

POWER SUPPLIES

Leviton takes special care in designing power modules and supplies for the SMC. AC receptacle power modules come in both surge protective and non-surge protective versions. Power supplies are available in various output DC voltages and accommodate domestic and international AC inputs. Two supplies are housed in powder coated steel enclosures that ingeniously drop into a cut out in the bottom of the Structured Media Center. This design allows you to install the power required without taking up valuable space inside the enclosure.



SURGE PROTECTIVE AND STANDARD AC POWER MODULES AND J-BOX KITS

Leviton offers reliable surge protective AC Power Modules and J-Box kits. Both the AC Power Module and the J-Box kits work with the Series 140, 280 and 420 Structured Media Centers. Choose either surge protective for optimum protection or non-surge protective. The surge protected options provide EMI/RFI filtering that meets UL 1449 standards. The AC Power Modules feature two 15-Amp duplex receptacles and the J-Box kit features one 15-Amp duplex receptacle.

AC Power Modules for 280 and 420 Series Structured Media Enclosures

Description	Cat. No.	Dimensions	Input
Surge AC Power Module, two duplex receptacles Standards Compliance: UL 1449	47605-DP	3.08" (78.2mm) H x 9.87" (250.7mm) W x 2.94" (74.7mm) D	2 @ 15A 120VAC
Non-Surge AC Power Module, two duplex receptacles	47605-NDP	3.08" (78.2mm) H x 9.87" (250.7mm) W x 2.94" (74.7mm) D	2 @ 15A 120VAC
AC Surge Module, six duplex receptacles	48212-6S	3.08" (78.2mm) H x 9.87" (250.7mm) W x 2.94" (74.7mm) D	2 @ 15A 120VAC

J-Box Kits for 140, 280 and 420 Series Structured Media Centers

Description	Cat. No.	Dimensions	Input
Surge J-Box Kit, one duplex receptacle Standards Compliance: UL 1449	47605-ACS	2.00" (50.8mm) H x 3.00" (76.2mm) W x 2.50" (63.5mm) D	1 @ 15A 120VAC
Non-Surge J-Box Kit, one duplex receptacle	47605-ACN	2.00" (50.8mm) H x 3.00" (76.2mm) W x 2.50" (63.5mm) D	1 @ 15A 120VAC



47605-DP



47605-ACS

POWER SUPPLIES



47605-PSC



47605-PSA



47605-PSB

UNIVERSAL DC POWER SUPPLIES

These compact units are designed specifically to fit into Leviton's Series 140, 280 and 420 Structured Media Enclosures. They are compatible with any incoming AC voltage in the range of 90 to 264 VAC, 50 or 60 Hz. They have three, six, or nine 12VDC connectors providing from 10 to 40 watts of power. All modules provide short circuit overload and surge protection as well as EMI/RFI filtering to connected equipment.

Specifications and Features

- Surge protective units provide greater protection for line voltage modules, including multi-stage defense (L-N, L-G, N-G)
- Non-surge suppressor units provide a cost effective method of providing power to active components
- Safety clips protect outlets from dust, dirt and debris
- Saves valuable real estate by mounting on outside of Structured Media Centers
- Meets UL 1449 standards

DC Power Supplies

Description	Cat. No.
Universal DC Power Supply, nine 12VDC connectors and one IEC AC receptacle	47605-PSA
Accessory for above: IEC to NEMA 15A Adapter power cord (12")	48212-IEC
Universal Mini DC Power Supply, three 12VDC connectors	47605-PSB
Versatile Power Supply, six 12VDC connectors and two NEMA 15 Amp receptacles	47605-PSC

DC BUS

Leviton created the DC Bus to replace the earlier DC Power Distribution Module in response to the additional requirements for high quality DC for components in the Structured Media Center. This unique solution reduces clutter and opens up additional space in the Structured Media Enclosure by eliminating the need for more than two AC/DC power adapters. Powered by a single 12VDC adapter and a single 24VDC adapter, the DC Bus provides fully regulated, 12VDC and 24VDC power for several devices including the 5x8 Multi-switch.

Specifications and Features

- Contains six 12VDC outputs
- Contains three 24VDC outputs, including one 1 F-connector for coaxial cable connection
- Comes with fully regulated 12V DC & 24V DC AC/DC power adapters
- Power indicating LEDs for both 12VDC and 24VDC inputs
- Comes with 2.1 mm mini power jacks and cords for 12VDC and 1.3 mm mini power jacks for 24VDC

DC Bus	
Description	Cat. No.
DC Bus - 12VDC & 24VDC	48212-124
Dimensions	2.13" (54.2mm) H x 6.57" (166.8mm) W x 2.43" (61.7mm) D
Input	12VDC and 24VDC AC/DC power adapters (supplied)
Output	Provides 12VDC power at up to 1500 mA total with outlets for five devices. Provides 24VDC power at up to 1000 mA total with outlets for three devices, including one with F-connector/coaxial cable requirements
Output Power Cables	Included for all but 24VDC F-connector coaxial connection




48212-124

SNAP-IN MODULES FOR STRUCTURED MEDIA CENTER SURGE MODULE BRACKET

Leviton's Snap-in Surge Protection Modules provide customized surge protection for all low voltage communication and data lines in the Structured Media Center. All Series 5950 Modules can snap-in to the Cat. No. 3950-BKT Surge Module Bracket. The bracket allows you to add and change modules to fit specific protection needs. Choose from a selection of protection modules for digital Satellite systems, Ethernet systems, cable TV, telephone/fax/modem and DSL/ADSL equipment.

Specifications and Features

- Interchangeable modules accommodate changing surge protection needs
- All modules easily snap into the 3950 Surge Module Bracket
- User friendly design – no wiring required
- Telephone/Fax/Modem Module acts as a splitter; allowing the connection of two devices



3950-BKT

Snap-in Surge Protection Bracket and Modules	
Description	Cat. No.
Surge Module Adapter Bracket – For use with Leviton Structured Media Centers	3950-BKT
Satellite System/Cable TV Protection Module – Four standard F-connectors; 3A fuse for over-current; max. line voltage: 75VDC; breakdown voltage range: 70.4-110 volts/sec	Beige: 5951-SA Gray: 5951-SAT Ice: 5951-SAC
Ethernet Protection Module (10 Base-T Applications) – Two RJ45 connectors to protect two pairs of transmit/receive lines; 10A automatic resettable PTC fuses; max. operating voltage: 16.6VDC; breakdown voltage range: 2.62-19.2 volts/sec	Beige: 5952-ET Gray: 5952-ETH
Cable TV System Protection Module – Two standard F-type connectors; 3A fuse for over-current; max. line voltage: 75VDC; breakdown voltage range: 70.4-110 volts/sec	Beige: 5953-PC Gray: 5953-PCG Ice: 5953-PCC
Telephone/Fax/Modem Protection Module – Three RJ11, 4-wire/2-pair connectors; 3-position splitter allows for connection to a common line; 3A fuse for over current protection; max. operating voltage: 150VRMS (including ring voltage); breakdown voltage range: 162-331 volts/sec	Beige: 5954-AT4 Gray: 5954-PT4 Ice: 5954-CT4
DSL/ADSL Subscriber Equipment Protection Module – Three RJ11, 4-wire/ 2-pair connectors; 3A fuse for over current protection; max. operating voltage: 150 VRMS (including ring voltage); breakdown voltage range: 162-331 volts/sec	Beige: 5955-DT Gray: 5955-DTG



5951/5953/5954

VOICE/DATA/TV PANELS

Leviton Voice/Data/TV Panels allow telephone, data and video to be routed throughout the home from one simple Panel. It's a flexible solution available in many different configurations. It's an up to the minute, cost efficient solution – modules and expansion boards can be added as requirements change.



PRE-CONFIGURED STRUCTURED CABLING PANELS

Leviton's Pre-configured Structured Cabling Panels combine some of Leviton's most popular voice, data and radio frequency modules to create an economical, one stop home media distribution point. Some modules are available in expansion styles to fill unused panel slots as shown below. Choose the pre-configured combination that best meets your needs and then enhance it with expansion boards or stand alone modules.


Pre-Configured Structured Cabling Panels – Full Size

Description	Cat. No.	Consists Of
1Basic Telephone and Video Panel (BTV)	47606-BTV	<ul style="list-style-type: none"> • One 1x9 Bridged Telephone Board • One 6-way 2 GHz Video Splitter
Basic Home Networking Plus Panel (BNP)	47606-BNP	<ul style="list-style-type: none"> • One Telephone Patching Board • One Cat 5e Voice and Data Board • Six 4-line telephone connections • One 6-way 2 GHz Video Splitter
Advanced Home Telephone and Video Panel (AHT)	47606-AHT	<ul style="list-style-type: none"> • One Telephone Line Distribution Board • 19 multi-line telephone connections (in various combinations of two or four lines) • One Cat 5e Voice and Data Board • One 6-way 2 GHz Video Splitter
Advanced Home Office Panel (ASO)	47606-ASO	<ul style="list-style-type: none"> • One Telephone Line Distribution Board • 19 multi-line telephone connections (in various combinations of two or four lines) • Two Cat 5e Voice and Data Boards • One 6-way 2 GHz Video Splitter
12-Port Structured Media Panel (12P)	47603-12P	<ul style="list-style-type: none"> • One Telephone Line Distribution Board • 19 multi-line telephone connections (in various combinations of two or four lines) • Two Cat 5e Voice and Data Boards
18-Port Structured Media Panel (18P)	47603-18P	<ul style="list-style-type: none"> • One Telephone Line Distribution Board • 19 multi-line telephone connections (in various combinations of two or four lines) • Three Cat 5e Voice and Data Boards
24-Port Structured Media Panel (24P)	47603-24P	<ul style="list-style-type: none"> • One Telephone Line Distribution Board • 19 multi-line telephone connections (in various combinations of two or four lines) • Four Cat 5e Voice and Data Boards
4x12 Telephone Distribution Module	47603-12M	<ul style="list-style-type: none"> • One 4x12 Telephone Distribution Board
4x12 Telephone Distribution Module with Splitter	47603-412	<ul style="list-style-type: none"> • One 4x12 Telephone Distribution Board • One 8-way 2 GHz Video Splitter
4x18 Telephone Distribution Module	47603-18M	<ul style="list-style-type: none"> • One 4x18 Telephone Distribution Board
4x18 Telephone Distribution Module with Cat 5e Board	47603-8C1	<ul style="list-style-type: none"> • One 4x18 Telephone Distribution Board • One Cat 5e Voice and Data Board


Full-size panel dimensions: 6.13"(155.7mm)H x 13.30"(337.8mm)W x 2.28"(57.9mm)D

For detailed features and dimensions, please consult individual specification sheets at www.leviton.com.


Note: Pre-configured panels are assembled at the factory and will contain one or more of the following distribution boards.




47606-BTV



47606-BNP



47606-ASO



47603-18P

VOICE/DATA/TV PANELS



47603-1G4



47603-TSV



47603-DP6

PRE-CONFIGURED STRUCTURED CABLING PANELS – COMPACT SERIES

Compact Pre-configured Structured Cabling Panels are the simple solution for basic telephone and TV distribution. These Panels feature a space saving profile and provide simple bridged telephone connections to nine locations and 1GHz video to four or six locations, respectively.

Compact Series Panels are ideal for multi-dwelling units and apartments or any place where space and budgets are of great concern.

Pre-Configured Structured Cabling Panels – Compact Series

Description	Cat. No.	Consists Of
Telephone and 4-way TV	47603-1G4	<ul style="list-style-type: none"> • One 1x9 Bridged Telephone Board • One 4-way 1 GHz TV Splitter
Telephone and 6-way TV	47603-1G6	<ul style="list-style-type: none"> • One 1x9 Bridged Telephone Board • One 6-way 1 GHz TV Splitter
Telephone and 8-way TV	47603-1G8	<ul style="list-style-type: none"> • One 1x9 Bridged Telephone Board • One 8-way 1 GHz TV Splitter
Telephone Security and 6-way TV	47603-TSV	<ul style="list-style-type: none"> • One Telephone Security Board • One 6-way 1 GHz TV Splitter
Telephone Data and 6-way TV	47603-DP6	<ul style="list-style-type: none"> • One 1x4 4-Line Bridged Telephone and 4-Port Cat 5e Combo board • One 6-way 1 GHz TV Splitter

Compact panel dimensions: 6.55"(166.4mm)H x 6.55"(166.4mm)W x 3.01"(76.5mm)D

For detailed features and dimensions, please consult individual specification sheets at www.leviton.com.

Stand-Alone Modules with Brackets

Description	Cat. No.
1x9 Bridged Telephone Module	47689-B
Cat 5e Voice and Data Module	47605-C5B
Cat 6 Voice and Data Module	47611-C6B
Telephone Security Module	47609-TSV
DSL Filter Module	47616-DSB

Panel Components and Expansion Boards

Description	Cat. No.	Application	Features
1x9 Bridged Telephone Board	47603-110	Telephone, Fax, Modem	<ul style="list-style-type: none"> • Bridge up to four telephone lines to nine locations • Connect up to nine separate telephones per line • Printed circuit board • 4-pair 110-type IDC punchdowns
1x6 Bridged Telephone Board	47609-F6	Telephone, Fax, Modem	<ul style="list-style-type: none"> • Bridge up to four telephone lines to six locations • Connect up to six separate telephones per line • Printed circuit board • IDC connectors for Cat 5 or 5e wire • RJ45 expansion port
1x10 Bridged Telephone Board with Security	47609-S10	Telephone, Fax, Modem	<ul style="list-style-type: none"> • Bridge up to six telephone lines to ten locations • Connect up to ten separate telephones per line • Printed circuit board • IDC connectors for Cat 5 or 5e wire • RJ45 expansion port • Punchdown security interface to accommodate alarm systems
VDSL Board with 1x5 Bridged Phone with Data Pass through IDCs	47609-D5P	Data, Telephone, Modem	<ul style="list-style-type: none"> • Bridge up to four telephone lines to five locations • Connect up to five separate telephones per line • IDC connectors for Cat 5 or 5e wire • Termination point and pass through for a data connection via IDCs up to 150MHz
Combo Phone and Data Board with 1x4 Bridged Phone and 4-Port Cat 5e	47609-4DP	Data, Telephone	<ul style="list-style-type: none"> • Provides both data and phone connections on a single board • 1x4 phone portion provides four telephone lines up to four locations via IDC punchdowns • Four ports of Cat 5e 150MHz data connections via modular RJ45 jacks and 4-pair 110-type IDC punchdowns
1x4 Bridged Telephone Board	47609-4	Telephone, Fax, Modem	<ul style="list-style-type: none"> • 1x4 phone board provides four lines up to four locations via IDC punchdowns
Cat 5e Voice & Data Board	47603-C5	Data, Telephone, Fax, Modem	<ul style="list-style-type: none"> • Patch phone or data connections to six locations • Combine with a TLDM, key system or network hubs for added applications • 4-pair 110-type IDC punchdowns • Six Cat 5e RJ45 ports • Printed circuit board
Cat 6 Voice & Data Board	47611-C6	Data, Telephone, Fax, Modem	<ul style="list-style-type: none"> • Meets TIA/EIA-568B channel rating to easily handle Gigabit data rates • Punchdown Cat 6 cable to this board • Combine with Gigabit Internet Gateway/Router or Gigabit Ethernet Switch for additional applications • 4-pair 110-type IDC punchdowns and six Cat 6 jacks
Telephone Patching Board/Expanded 4-line Telephone Distribution	47609-EMP	Telephone, Fax, Modem	<ul style="list-style-type: none"> • Bridge up to four telephone lines to seven locations • Printed circuit board module • One incoming 4-pair 110-type IDC punchdown • Seven outgoing RJ45 jack connections • Combine with a Cat 5e board to rout telephone to remote locations



47603-110



47609-F6



47609-S10

VOICE/DATA/TV PANELS




47609-D5P



47609-4DP



47609-4



47603-C5

Description	Cat. No.	Application	Features
Telephone Security Board/route simple telephone with security interface	47609-TSV	Telephone, Fax, Modem	<ul style="list-style-type: none"> • Bridge up to four telephone lines to six locations • Connect up to six separate telephones per line • Connect to security system • Printed circuit board module • 4-pair 110-type IDC punchdowns
DSL Filter Board	47616-DSF	Telephone, Modem	<ul style="list-style-type: none"> • Filters DSL signal from phone line before distribution throughout a home or office • Eliminates need for individual filters at each wallplate • Use with any phone distribution module • Printed circuit board module with RJ45 jack and 110-type punchdowns
Telephone Line Distribution Board (TLDM)	47603-TDM	Telephone, Fax, Modem	<ul style="list-style-type: none"> • 19 multi-line telephone connections in combinations of two or four lines; bridge "line 1" service to 12 locations and 4-line service to eight locations • Connect to Cat 5e Voice and Data Board(s) or additional panels for more connections and easier adds/moves/changes • Independent RJ45 jack and punchdown security interface to accommodate alarm systems
Telephone Line Distribution Board with Voice Line input jacks	47603-20B	Telephone, Fax, Modem	<ul style="list-style-type: none"> • Four voice line input jacks for connection to MSO triple play modems and 110-type IDC for UTP connections from demarc • Includes test and ADO jacks • All 4-line service to 20 locations • Connect to Cat 5e Voice and Data Board(s) or additional panels for more connections and easier adds/moves/changes • Independent RJ45 jack and punchdown security interface to accommodate alarm systems
4x12 Telephone Distribution Board	47603-12B	Telephone, Fax	<ul style="list-style-type: none"> • Bridge up to four telephone lines to twelve locations
4x18 Telephone Distribution Board	47603-18B	Telephone, Fax	<ul style="list-style-type: none"> • Bridge up to four telephone lines to eighteen locations

DATA NETWORKING

Leviton has Internet gateway routers to share Internet access, Ethernet switches offering additional ports for the in-home Local Area Network (LAN), and a complete collection of connectivity products for Category 5e and Category 6 high-speed networking to help homeowners get their work done. You'll find everything you need to meet today's increasingly complex home office requirements including support for Gigabit Ethernet.



STRUCTURED MEDIA MODULES – INTERNET CONNECTION SHARING AND IN-HOME LAN

10/100 Internet Gateway Cable/DSL Broadband Router*

Leviton's 10/100Mbps Internet Gateway Router allows multiple users to securely share a single, protected high-speed Internet connection. The 10/100 router includes 4 ports for the in-home LAN connections.

10/100/1000 Gigabit Internet Gateway Cable/DSL Broadband Router*

For multiple users on a single, secure, high-speed, high performance Internet connection, Leviton's 10/100/1000 Mbps 4-Port Gigabit Router is the ideal choice. The Gigabit Internet Gateway/Router includes Quality of Service priority functions and offers 4 ports for in-home Gigabit Ethernet LAN connections, which are especially useful for VoIP, IPTV, network drives and multi-user gaming.

10/100 Base-T Ethernet Switches*

At 10/100Mbps speeds, these units are excellent choices for networking additional PCs, printers, and other peripherals beyond the 4 ports offered by the Internet router to meet a wide range of applications. This Ethernet switch also is a handy item to connect many Ethernet devices at a home office desk.

10/100/1000 Base-T Gigabit Ethernet Switch

Featuring plug-and-play installation, Leviton's high performance 10/100/1000 Mbps Ethernet Switch connects 10/100/1000 compatible computers and peripheral devices throughout the home. Use it to add expansion ports to the Gigabit Internet Gateway/Router and to service those additional VoIP phones and Gigabit-enabled IPTV, network drives and multi-user gaming devices in the home.

*Networked PCs and peripherals require compatible networking cards or adapters and associated software.

Specifications and Features

10/100 Base-T Internet Gateway/Router

- Connects up to four devices directly (up to 253 computers via a series of cascaded devices) to the Internet using a single shared high-speed DSL, cable modem or satellite connection
- Allows fast Internet access at up to 100 Mbps
- Includes four 10/100 Ethernet convenience ports for in-home LAN connections
- Permits creation of a private high-speed home area network (HAN) or local area network (LAN) in small office/home office (SOHO) environments for all connected computers with its fast, integral 10/100 Mbps auto-sensing Ethernet ports
- High performance suitable for demanding home office and telecommuting applications, including sharing of high-speed and high-capacity devices such as storage devices and back up systems
- Network Address Translation (NAT) technology creates a firewall that securely cloaks the private network from outside access
- Pass-through IPSEC and ISAKMP protocols allow attached LAN users to implement secure Virtual Private Network (VPN) communication applications on their PCs
- Built in DHCP server allows for easy set up and allocation of IP addresses on the LAN
- Network protocols: TCP/IP, DHCP, DNS, NAT, TFTP, HTTP, PPPOE
- Auto detect uplink: use any port to cascade additional switches, hubs or routers
- Connections are made by running cable from desired wallplate locations to a Cat 5e Voice and Data Module. From there, a Cat 5 or 5e patch cord can be used to connect the Gateway to the Cat 5e Module

10/100/1000 Base-T Internet Gateway/Router

- Includes all the features of the 10/100 Base-T Internet Gateway/Router except at 10/100/1000 Base-T data rates, plus the additional features below
- Full 1 Gbps performance on all ports
- Includes IEEE 802.3p and q Quality of Service functions needed for optimum VoIP, IPTV, and high speed multi-user gaming performance
- Includes LEDs to indicate Power, Link/Activity 10, 100 and 1000 Mbps and WAN
- Features high performance store-and-forward switching architecture with CRC and Runt Filtering

10/100 Base-T Internet Ethernet Switches

- Allows fast Ethernet access at up to 100Mbps
- Connects up to five devices (47611-5PT) or eight devices (47611-8PT) directly and allows expansion of LAN ports from the 10/100 Internet Gateway/Router
- Auto detect uplink: use any port to cascade additional switches, hubs or routers
- High performance suitable for demanding home office applications, including networking of high speed, high-capacity Ethernet devices such as storage devices and back up systems
- Connections are made by running cable from desired wallplate locations to a Cat 5e Voice and Data Module. From there, a Cat 5 or 5e patch cord can be used to connect the Switch to the Cat 5e Module

10/100/1000 Base-T Internet Ethernet Switch

- Includes all features of the 10/100 Base-T Ethernet Switch except at 10/100/1000 Base-T data rates, plus the additional features below
- Full 1 Gbps on all ports
- Expansion LAN ports for Gigabit-enabled IPTV sets and set top boxes, gaming consoles, network drives, and other very high speed peripherals
- Includes LEDs to indicate Power, Link/Activity 10, 100 and 1000 Mbps
- Features high performance store-and-forward switching architecture with CRC and Runt Filtering

10/100 Ethernet Switches and Internet Gateway Router

Description	10/100 Base-T Switches		10/100 Base-T Internet Gateway Router
	5-Port	8-Port	
Cat. No.	47611-5PT	47611-8PT	47611-GT4
Data Transfer Rate	10/100 Mbps		10/100 Mbps
Connectors	5 (or 8) ports, 1 AC power adapter jack		4 LAN ports, 1 WAN port, 1 AC power adapter jack
Cabling Requirements	Standard Cat 5/5e UTP		Standard Cat 5/5e UTP
LED Indicators	One power indicator; 5 (or 8) link/activity and 5 (or 8) 100 Mbps		One power indicator; one diagnostic indicator; five link/activity, five FDX/Col and five 10/100 Mbps
Power Supply	12VDC, 1000 mA		12VDC, 1000 mA
Dimensions	3.54" (98.9mm) H x 6.50" (165.1mm) W x 2.52" (64.0mm) D		3.94" (101mm) H x 6.50" (165.1mm) W x 2.59" (65.8mm) D
Standards Compliance	IEEE 802.3 10 Base T Ethernet		IEEE 802.3u 100 Base-TX Fast Ethernet and FCC Class B

10/100/1000 Ethernet Switch and Internet Gateway Router

Description	10/100/1000 Base-T 5-Port Ethernet Switch	10/100/1000 Base-T Internet Gateway Router
Cat. No.	47611-5GB	47611-GB4
Data Transfer Rate	10/1000 Mbps	10/1000 Mbps
Connectors	5 ports, 1 AC power adapter jack	4 LAN ports, 1 WAN port, 1 AC power adapter jack
Cabling Requirements	Standard Cat 5e/6 UTP	Standard Cat 5e/6 UTP
LED Indicators	One power indicator; one status indicator; four link/activity, 4/1000 Mbps, 1 WAN	One power indicator; link/activity; five 10/100/1000 Mbps
Power Supply	12VDC, 1000 mA	12VDC, 1000 mA
Dimensions	3.54" (89.8mm) H x 6.5" (165.1mm) W x 2.54" (64.3mm) D	3.54" (89.8mm) H x 6.5" (165.1mm) W x 2.54" (64.3mm) D
Standards Compliance	IEEE 802.3, 802.3u, 802.3ab, 802.3x, 802.3p and q for QoS FCC Part 15 Class B and RFC2131 compliant	IEEE 802.3, 802.3u, 802.3ab, 802.3x, 802.3p and q for Quality of Service (QoS), FCC Part 15 (Class B)

TV/DISTRIBUTION

Leviton embraces CATV, Satellite, digital and analog video with innovative products that bring it all home. Leviton is dedicated to providing the most performance with the least amount of interference and the clearest possible reception.



PREMIUM CATV MODULES

Leviton's Premium CATV Modules distribute incoming RF signals (Cable TV, Antenna or other modulated sources) to 1, 8 or 16 locations throughout the home or office on coaxial cable. The modules incorporate state-of-the-art bi-directional circuitry to support advanced interactive applications such as cable modem, cable box communications and standard inputs like incoming CATV and aerial antennas. Delivery of HDTV and high speed Internet services with streaming media and VoIP require improved transmission specifications. The Premium CATV module line is SCTE and DOCSIS compliant and digital cable ready to handle the latest 1 GHz cable operator technology.

Specifications and Features

1x1, 1x8, 1x16 CATV Modules

- Meets DOCSIS and SCTE transmission requirements
- Pre-tested by major CATV MSOs
- Automatically adjust output level as all active ports to match incoming signal level (unity gain)
- Durable aluminum die cast housing with white powder coating
- RF-sealed aluminum backplate provides beyond -110 dB RFI shielding measured per SCTE-IPS TP 403A1 Rev 1 test procedures
- F-ports provide up to 16 psi weather sealing
- Robust machine-threaded, gold plated brass F-ports meet SCTE requirements
- 360 degree seizing inserts retain center conductor up to pull-out tension of 200 grams
- Termination caps included for unused ports
- Easily installed into any Leviton Structured Media™ Center in a horizontal or vertical direction
- Mounting bracket tilts for easy cable attachment and management
- 12VDC power supply included

3x1 CATV Module

- Digital CATV compatible
- Combines modulated signals from cameras, DVD player, etc., for home or office
- Provides bi-directional signal path to support cable modem or cable box communications
- Easily installs into Leviton's Structured Media enclosures either horizontally or vertically
- Robust machine-threaded, gold-plated brass ports meet SCTE requirements
- F-ports provide up to 15 psi weather sealing
- 360-degree seizing insert retains center conductor up to pullout tension of 200 grams on .032" diameter coax center conductors

Premium CATV Modules

Description	Cat. No.
1x1 Premium CATV Module	47693-1P
1x8 Premium CATV Module	47693-8P
1x16 Premium CATV Module	47693-16P
3x1 Passive Combiner	47693-31P



47693-1P



47693-8P



47693-16P



47693-31P

TV/DISTRIBUTION

1x1 Premium CATV Module Specifications

Parameter	Bandwidth	Forward Path	Return Path
Band	—	52-1000 MHz	5-42 MHz
Gain (Loss)	—	15 dB	(-0.5 dB)
Flatness	—	±0.75 dB	±1.5 dB
Return Loss – Input	—	22.0 dB	21.0 dB
Return Loss – Output	—	22.0 dB	21.0 dB
Port Isolation – Output	—	25.0 dB	27.0 dB
Group Delay (span 3.58 MHz)	54-60 MHz	15 ns	—
	61-1000 MHz	7 ns	—
Group Delay (span 1 MHz)	5-42 MHz	—	17 ns
	10-40 MHz	—	7 ns
Power to RF Input Isolation	5-1000 MHz	100 dB (min)	
RFI Isolation	5-1000 MHz	-110 dBc	
Noise Figure	52-1000 MHz	2.5 dB	
Distortions	CSO	-65 dBc	
	CTB	-74 dBc	
	Xmod	-75 dBc	

1 Input level at +10 dBmV flat 77 channels & 200 MHz noise for QAM test from 550 to 790 MHz
Operating Temperature: -40°C to +60 °C

1x8 Premium CATV Module Specifications

Parameter	Bandwidth	Forward Path	Return Path
Band	—	52-1000 MHz	5-42 MHz
Gain (Loss)	—	4 dB	(-11.0 dB)
Flatness	—	±1.0 dB	±1.5 dB
Return Loss – Input	—	22.0 dB	21.0 dB
Return Loss – Output	—	20.0 dB	21.0 dB
Port Isolation – Output	—	25.0 dB	25.0 dB
Group Delay (span 3.58 MHz)	54-60 MHz	15 ns	—
	61-1000 MHz	7 ns	—
Group Delay (span 1 MHz)	5-42 MHz	—	17 ns
	10-40 MHz	—	7 ns
Power to RF Input Isolation	5-1000 MHz	100 dB (min)	
RFI Isolation	5-1000 MHz	-110 dBc	
Noise Figure	52-1000 MHz	3.0 dB	
Distortions	CSO	-65 dBc	
	CTB	-74 dBc	
	Xmod	-75 dBc	

2 Input level at +10 dBmV flat 77 channels & 200 MHz noise for QAM test from 550 to 790 MHz
Operating Temperature: -40°C to +60 °C

1x16 Premium CATV Module Specifications

Parameter	Bandwidth	Forward Path	Return Path
Band	—	52-1000 MHz	5-42 MHz
Gain (Loss)	—	0 dB	(-14.5 dB)
CM port	—	—	(-6.5 dB)
Flatness	—	±1.5 dB	±2.0 dB
Return Loss – Input	—	22.0 dB	21.0 dB
Return Loss – CM Input	—	20.0 dB	—
Return Loss – Output	—	20.0 dB	21.0 dB
Port Isolation – Output	—	20.0 dB	25.0 dB
Port Isolation – CM port to Output port	—	20.0 dB	—
Group Delay (span 3.58 MHz)	54-60 MHz	15 ns	—
	61-1000 MHz	7 ns	—
Group Delay (span 1 MHz)	5-42 MHz	—	17 ns
	10-40 MHz	—	7 ns
Power to RF Input Isolation	5-1000 MHz	100 dB (min)	—
RFI Isolation	5-1000 MHz	-110 dBc	—
Noise Figure	52-1000 MHz	3.0 dB	—
Distortions	CSO	-65 dBc	—
	CTB	-74 dBc	—
	Xmod	-75 dBc	—

³ Input level at +10 dBmV flat 77 channels & 200 MHz noise for QAM test from 550 to 790 MHz
 Operating Temperature: -40°C to +60 °C

3x1 Premium CATV Module Specifications

Bandwidth	Insertions Loss	Input to Input	Output	Input Return Loss (Min)
5-15 MHz	5.3 dB	27 dB	24 dB	25 dB
16-40 MHz	5.3 dB	38 dB	32 dB	28 dB
41-550 MHz	5.6 dB	25 dB	22 dB	24 dB
551-1000 MHz	6.1 dB	24 dB	22 dB	23 dB
Dimensions	3.5" (88.9mm) H x 3.5" (88.9mm) W x 3.33" (83.82mm) D			
Impedance	75 Ohm			
Connector Type	Gold-plated F-type			
Frequency	52-1000 MHz forward path			
	0-45 MHz reverse path			



47693-ESM



47693-3BY



47693-G3Y

STANDARD CATV MODULES

Leviton meets and exceeds the demands of digital systems. These new systems squeeze hundreds of channels plus Internet service into the coax line. The Standard CATV Modules have full 1 GHz bandwidth and include active components with installer adjustable output levels for a wide variety of CATV and antenna input applications.

CATV Modules can distribute standard inputs such as CATV and antenna RF signals as well as modulated inputs such as VCRs, DVDs and security camera/CCTV on a coaxial cable that runs throughout the home. Signal levels can be adjusted through the Module's built in amplifier/attenuator (-5 to +15 dB). This compensates for variations in signal strength so you have the clearest possible reception.

Choose from one or three input models; both come with eight outputs. Both models come in both nickel plated and gold plated connector versions.

Standard CATV Modules

Description	Cat. No.
1x8 Standard CATV Module, 1GHz, Nickel Plated Connectors	47693-ESM
1x8 Standard CATV Module, 1GHz, Gold Plated Connectors	47693-GSM
3x8 Standard CATV Module, 1GHz, Nickel Plated Connectors	47693-3BY
3x8 Standard CATV Module, 1GHz, Gold Plated Connectors	47693-G3Y

Standard 1x8 CATV Modules Specifications

Parameter	Bandwidth	Forward Path	Return Path
Band		52-1000 MHz	5-42 MHz
Gain (Loss)		4 dB	(-0.5 dB)
Flatness		±0.75 dB	±1.5 dB
Return Loss – Input		22.0 dB	21.0 dB
Return Loss – Output		22.0 dB	21.0 dB
Port Isolation – Output		25.0 dB	27.0 dB
Group Delay (span 3.58 Mhz)	54-60 MHz	15 ns	
	61-1000 MHz	7 ns	
Group Delay (span 1Mhz)	5-42 MHz		17 ns
	10-40 MHz		10 ns
Power to RF Input Isolation	5-1000 MHz	100 dB (min)	
RFI Isolation	5-1000 MHz	-110 dBc	
Noise Figure	5-1000 MHz	3.5 dB	
Distortions*	CSO	65 dBc	
	CTB	-74 dBc	
	Xmod	-75 dBc	

* Input level at +10dBmV flat 77 channels & 200 MHz noise for QAM test from 550 to 790 MHz
Operating Temperature: -40°C to +60 °C

Standard 3x8 CATV Modules Specifications

Parameter	Bandwidth	Forward Path	Return Path
Band		52-1000 MHz	5-42 MHz
Gain (Loss)		3.5 dB	(-11 dB)
Flatness		±1.0 dB	±1.5 dB
Return Loss – Input		22.0 dB	21.0 dB
Return Loss – Output		20.0 dB	21.0 dB
Port Isolation – Output		25.0 dB	25.0 dB
Group Delay (span 3.58 MHz)	54-60 MHz	15 ns	
	61-1000 MHz	7 ns	
Group Delay (span 1 MHz)	5-42 MHz		17 ns
	10-40 MHz		10 ns
Power to RF Input Isolation	5-1000 MHz	100 dB (min)	
RFI Isolation	5-1000 MHz	-110 dBc	
Noise Figure	5-1000 MHz	6.5 dB	
Distortions*	CSO	65 dBc	
	CTB	-74 dBc	
	Xmod	-75 dBc	

* Input level at +10 dBmV flat 77 channels & 200 MHz noise for QAM test from 550 to 790 MHz
 Operating Temperature: -40°C to +60°C

VIDEO AMPLIFIER

Run antenna TV signal through Leviton's 1-way Video Amplifier Module and boost strength up to 25 dB. This Module features a variable attenuator for signal amplification level setting and an FM trap to eliminate unwanted FM interference. This Module is not intended for use with cable TV applications, such as cable modems, cable set top boxes or TVs with built-in cable access cards.

Specifications and Features

- Run cable TV or other video signals through the Video Amplifier before splitting and distributing throughout the home or office
- Boosts signal strength by up to 25 dB

Video Amplifier Module

Cat. No.	48210-VA
Dimensions	6.58" H x 3.67" W x 4.4" D
Frequency Range	50-1000 MHz
Gain Control Range	10-25 dB
FM Trap	25 dB
Impedance	75 Ohm
Connector Type	F-type
Power Source	12VDC 500 mA

Note: Not for use in-line between one satellite dish (LNB) and DBS satellite TV receiver



48210-VA

PASSIVE COMPONENTS


Use 4-, 6- and 8-way Passive TV Splitters to split digital cable, quality cable TV and off-air antenna signals to four, six or eight televisions throughout the home. Leviton Passive Components feature die-cast housing and printed circuit board construction. Use with the Video Amplifier for increased signal strength.

Specifications and Features

- Splits TV signals. Outputs for up to four, six or eight televisions
- Provides digital cable, cable TV and other TV services, via coaxial cable, to any room in the house
- Die-cast housing and printed circuit board
- Use with the TV Amplifier for increased signal strength
- Units for SMC 140, 280 and 420 come with mounting bracket
- Gold flashed contacts on 2 GHz units provide lowest conductive resistance



47690-4/47690-6/47690-8



47691-3MS

1x4, 1x6, 1x8 Passive Video Splitters

Description	Cat. No.	Range	Dimensions
1x4			
1x4 Passive TV Splitter Module for SMC 140, 280, 420 (1 GHz)	47690-4C	1 GHz	1.40" (35.6mm) H x 6.58" (166.1mm) W x 2.14" (54.4mm) D
1x4 Passive TV Splitter for Compact Structured Media Enclosure (1 GHz)	47690-4	1 GHz	1.14" (29.0mm) H x 3.36" (85.3mm) W x 1.66" (42.1mm) D
1x4 Passive TV Splitter Module for SMC 140, 280, 420 (2 GHz)	47690-4C2	2 GHz	1.40" (35.6mm) H x 6.58" (166.1mm) W x 2.14" (54.4mm) D
1x4 Passive TV Splitter for Compact Structured Media Enclosure (2 GHz)	47690-G4	2 GHz	1.14" (29.0mm) H x 3.36" (85.3mm) W x 1.66" (42.1mm) D
1x6			
1x6 Passive TV Splitter Module for SMC 140, 280, 420 (1 GHz)	47690-6C	1 GHz	1.40" (35.6mm) H x 6.58" (167.1mm) W x 3.00" (76.2mm) D
1x6 Passive TV Splitter Module for Compact Structured Media Enclosure (1 GHz)	47690-6	1 GHz	1.14" (29.0mm) H x 3.36" (85.3mm) W x 2.65" (67.3mm) D
1x6 Passive TV Splitter Module for SMC 140, 280, 420 (2 GHz)	47690-6C2	2 GHz	1.40" (35.6mm) H x 6.58" (167.1mm) W x 3.00" (76.2mm) D
1x6 Passive TV Splitter for Compact Structured Media Enclosure (2 GHz)	47690-G6	2 GHz	1.14" (29.0mm) H x 3.36" (85.3mm) W x 2.65" (67.3mm) D
1x8			
1x8 Passive TV Splitter Module for SMC 140, 280, 420 (1 GHz)	47690-8C	1 GHz	1.40" (35.6mm) H x 6.58" (167.1mm) W x 3.00" (76.2mm) D

Description	Cat. No.	Range	Dimensions
1x8 Passive TV Splitter for Compact Structured Media Enclosure (1 GHz)	47690-8	1 GHz	1.14" (29.0mm) H x 3.36" (85.3mm) W x 2.65" (67.3mm) D
1x8 Passive TV Splitter Module for SMC 140, 280, 420 (2 GHz)	47690-8C2	2 GHz	1.40" (35.6mm) H x 6.58" (167.1mm) W x 3.00" (76.2mm) D
1x8 Passive TV Splitter for Compact Structured Media Enclosure (2 GHz)	47690-G8	2 GHz	1.14" (29.0mm) H x 3.36" (85.3mm) W x 2.65" (67.3mm) D

SATELLITE DISTRIBUTION COMPONENTS

3x4 Multi-Switch – The Passive Module combines signals from dual incoming LNB digital satellite systems with off-air antenna signals on a single coaxial cable, enabling distribution to up to four TVs. The Module incorporates a separate input for TV antenna signals and is best used in combination with a Video Amplifier.

Specifications and Features

- Distributes digital satellite signals to up to four TVs (47691-3MS)
- Combines signals from digital satellite with off-air antenna onto single coaxial cable
- DSS 75 Ohm and 2.0 GHz Combiner/Diplexer with DC Blocking (40856-DSS) is available to separate antenna and cable signals

Multi-Switch Module

Description	3x4 Multi-Switch	
Cat. No.	47691-3MS	
Dimensions	4.77" H x 6.58" W x 2.37" D	
Frequency	Terrestrial:	40-860 MHz
	Satellite:	950-2150 MHz
	Receiver Output:	40-2150 MHz
Connectors	F-type, 75 Ohms	
LNP Input Selection	LNBA: 13/14 VDC LNBB: 17/18 VDC	
Insertion Loss (Typical)	Terrestrial:	-7 dB
	Satellite:	-3 dB
Return Loss (Typical)	Terrestrial:	-10 dB
	Satellite:	-10 dB
Rejection	—	
Isolation (Typical)	Output to Opposite Input -22 dB	
Switching Isolation	—	
Noise Figure	—	
Max. Current to LNBS	—	
DC Power Passing	500 mA (max.)	
DC Power	—	

DIRECTV® is a trademark of DIRECTV, Inc. a unit of Hughes Electronics Corporation and is used with permission.

CAMERA SYSTEMS

The Leviton Indoor/Outdoor Color Camera Monitoring System brings homeowners a high level of family security and safety that simply can't be matched by non-video sensors. Color video output runs through a Leviton Structured Media Center (SMC) and connects to any TV or video monitor in the home. Parents can keep a close watch on children and even know who is ringing the doorbell after dark. With the IP/Quad module from Leviton, all of this capability is possible from any remote location through a PC and Internet Browser. Cameras install quickly and easily with a single Cat 5, Cat 5e or Cat 6 cable run and two screws mounted to a mud ring (Indoor Camera) or outdoor box (Outdoor Camera).



LEVITON CAMERA MONITORING SYSTEM

For sophisticated monitoring, Leviton offers high resolution, color video cameras. These easy to install cameras only require one Category 5e cable for video and power connections. The cameras mount with just two screws on a low voltage ring for an Indoor Camera or outdoor electrical box for an Outdoor Camera. A Camera Hub in the SMC powers the cameras and separates out the video signals to other video equipment at the SMC. The Hub installs in a single Leviton bracket space in the SMC. Standard 110 IDC terminations and 8P8C jacks make the UTP cable connections quick, simple and reliable. The Indoor Camera fits in a Decora style wallplate and comes with clear and tinted lens covers. The Outdoor Camera provides video even in the dark using built in automatic IR illumination.

The Leviton IP/Quad Module allows you many viewing options. You can view a single indoor or outdoor camera full screen, or you can view up to four cameras at once in a "quad" view, on one or more TV sets in the home or from any location using an Internet browser on a PC. The IP/Quad Module mounts directly in the SMC with an integral mounting bracket and can connect with other video accessories like the Video Modulator for modulated TV signals or direct to coax or the Decora Media System for use as composite video inputs to TV monitors.

High Resolution Indoor/Outdoor Cameras Specifications

	Indoor Camera	Outdoor Camera
Cat. No.	VSIND-0SC	VSOUT-00W
Standard	NTSC	NTSC
Image Sensor	1/3" Color Sony CCD	1/3" Color Sony CCD
Pixel Count	510 x 492	510 x 492
H. Sync. Frequency	15.734 KHz	15.734 KHz
V. Sync. Frequency	59.94 Hz	55.94 Hz
Synchronization System	Internal	Internal
Horizontal Resolution	420 Lines	420 Lines
Electronic Shutter	Auto: 1/60 - 1/100,000 sec	Auto: 1/60 - 1/100,000 sec
Gain Control	Automatic	Automatic
Gamma Correction	0.45	0.45
S/N Ratio	More than 48 dB (AGC off)	More than 48 dB (AGC off)
Video Output	1.0V pp75 Ohms (composite Video)	1.0V pp75 Ohms (composite Video)
Minimum Illumination	0.05 Lux	0 Lux
Lens	3.6 mm	4.3 mm
Operating Temperature Range	-10° C to +45° C (14° F to +113° F)	-10° C to +45° C (14° F to +113° F)
Storage Temperature Range	-30° C to +60° C (-22° F to +140° F)	-30° C to +60° C (-22° F to +140° F)
Power Requirement	15VDC (+/- 10%)	15VDC (+/- 10%)
Power Consumption	100 mA (+/- 10%)	220 mA (+/- 10%)
Dimensions	3.1" (78.6mm) H x 1.71" (43.4mm) W x 2.33" (59.2mm) D	6.57" (166.6mm) H x 2.75" (69.8mm) W x 3.02" (76.7mm) D
Weight	2.93 oz. (83 g)	15.3 oz. (434 g)



VSIND-0SC



VSOUT-00W

CAMERA SYSTEMS



VSHUB-000



VSHUB-IDC



VSQP-000

Camera Hubs Specifications

	Camera Hub	Camera Hub with IDC
Cat. No.	VSHUB-000	VSHUB-IDC
Camera Inputs	RJ45 Jack, 4 each	4-Pair 110-type IDC punchdowns
Camera Outputs	Composite Video, 4 each	Composite Video, 4 each
Operating Temperature Range	0° C to + 60° C (32° F to +60° F)	0° C to + 60° C (32° F to +60° F)
Storage Temperature Range	-10° C to +60° C (14° F to 140° F)	-10° C to +60° C (14° F to 140° F)
Humidity	Non-condensing 5% to 95%	Non-condensing 5% to 95%
Input Power Connection	Center positive 2.1 mm jack	Center positive 2.1 mm jack
Input Voltage	12VDC (+/- 10%)	12VDC (+/- 10%)
Input Current	1.5A (max)	1.5A (max)
Output Voltage to Cameras	15VDC (+/- 10%)	15VDC (+/- 10%)
Output Current (max)	1.2A supports 4 outdoor cameras operating at night (0 Lux)	1.2A supports 4 outdoor cameras operating at night (0 Lux)
Plug-in Power Supply		
Input Voltage	120VAC (+/- 15%)	120VAC (+/- 15%)
Output Voltage	12VDC (+/- 5%)	12VDC (+/- 5%)
Output Current	1500 mA (min)	1500 mA (min)
Power Consumption (max)	18 Watts (max)	18 Watts (max)
Dimensions	5.75" (146.1mm) H x 1.75" (44.4mm) W x 0.86" (21.8mm) D	5.75" (146.1mm) H x 1.75" (44.4mm) W x 0.86" (21.8mm) D
Weight	3.25 oz (92 g)	3.25 oz (92 g)

IP/Quad Module Specifications

Cat. No.	VSQP-000
Video Inputs	1.0V p-p, composite video, 4 each, BNC connectors
Video Outputs	1.0V p-p, composite video, 1 each, BNC connectors
Video Compression	MPEG-4 ASP compliant compression
Picture Resolution	1 channel: full D1 (720x480 in NTSC); 2-, 3-, 4-channel: CIF (352x240 in NTSC)
Bit Rate	28 Kbps to 3 Mbps
Image Frame Rate	30 fps at full D1 resolution (NTSC)
WAN and LAN Ports	10/100Base-TX
Alarm Contact Input	Isolated TTL, terminal block connection
Alarm Contact Output	Isolated TTL, terminal block connection
Remote Control (serial port)	RS-485 half duplex, terminal block RS-422 full duplex, terminal block RS-232 full duplex, terminal block
Software	Active X control
Security	Password protection for multiple users, configured by administrator
Operating Temperature Range	5° C to +50° C (41° F to +122° F)
Humidity	Non-condensing 5% to 95%
Input Voltage	12VDC (+/- 10%), terminal block connection
Power Consumption	9.6 Watts (max)

Current Consumption	800 mA (max)
Dimensions	5.5" (139.7mm) H x 6.4" (162.6mm) W x 0.86" (52.2mm) D
Weight	1.5 lb (681 g) approx

MEDIA CENTER MODULATOR

Leviton's Media Center Modulator gives you whole house security on one channel when CATV channel spacing will allow it. The Modulator takes the signal from a security camera or, if you are using the Video Sequencer or IP/Quad, multiple cameras, and modulates the signal to one unused cable TV channel. This signal is then combined with the CATV signal, which can be sent to TV sets anywhere in the home.

Select the broadcast channel to be programmed via dip-switch button programming. The Modulator provides 0, 10, 20 or 30 dBmV RF output.

Note: Modulator broadcasts mono audio only. In a structured Media System, the Modulator must be used with a Leviton Notch Filter (PN 47690-NFA) to clear the target cable channel and avoid interference when used with Structured Media Video Distribution Modules.

Media Center Modulator Specifications

Cat. No.	48213-VMA
Dimensions:	3.34" (84.8mm) H x 3.59" (91.2mm) W x 0.98" (24.9mm) D
Inputs	RCA video, RCA audio inputs
Outputs	1 F-connector for RF signal
Operational Channels	14-69 UHF; 70-94, 100-125 CATV, settable via dip switches
Bandwidth	50 MHz-860 MHz
Power	12VDC 400 mA



48213-VMA



48213-CVS

VIDEO SEQUENCER

Leviton engineered the Video Sequencer for reliable, long lasting performance. The Sequencer automatically switches between up to four cameras with composite video signals. With a variable time interval setting that ranges from 1-30 seconds, you can sequentially monitor each camera for thorough surveillance of your home's perimeter or interior. The Video Sequencer has four composite RCA audio/video inputs and two sets of RCA outputs to connect with a monitor or modulator. It snaps into a 280 or 420 Structured Media Center.

Video Sequencer Specifications

Cat. No.	48213-CVS
Dimensions	6.60" (167.7mm) H x 7.80" (198.1mm) W x 2.01" (51.1mm) D
Inputs	Four RCA video, eight RCA left/right audio
Outputs	Two RCA video, four RCA left/right audio
Time Interval	1-30 seconds, variable/adjustable
Signal to Noise Ratio	<1.2 dB
Bandwidth	5 MHz
Power	12VDC, 300 mA

RF NOTCH FILTER

The RF Notch Filter is an essential element of Home Security Monitoring when using the Indoor/Outdoor B&W Camera or the Media Center Modulator. It blocks incoming cable TV channels 75-80, allowing the Media Center Modulator or Component Modulator to broadcast without interference an in house security or entertainment channel over the coaxial cable system.



47690-NFA


The Notch Filter simply couples to the coaxial cable TV input on either a splitter or an active video distribution device. Once installed, it filters out six cable channels to make room for home security or entertainment video. It also blocks outgoing signals, such as cameras, from being broadcast outside the home.

RF Notch Filter Specifications

Cat. No.	47690-NFA
Dimensions	3.59" (91.2mm) L x 0.81" (20.6mm) W
Type	Passive RF filter
Bandwidth	CATV channels 75-80
Input	Female F-connector
Output	Male F-connector

Leviton brings the home intercom into the 21st century. Leviton's new Intercom System for Structured Media installations is available as a series of easy-to-install components. Designed to easily incorporate into Cat 5e-based modular structured wiring systems, the Intercom System is ideal for today's technologically sophisticated homes.






47000-MKB



47000-CWS/CSG/CSB



47000-STR/PRT/CHM

INTERCOM SYSTEM

Specifications and Features

- Integrates with phone system
- Operates over standard Cat 5 wiring
- Main controller board installs easily into Leviton Structured Media Centers
- System integrates with other services in SMC (phones, door strike, lighting controls, doorbell, dry contact security devices, and Indoor and Outdoor Stations)
- Onboard firmware for music-on-hold
- Answering machine function for message and message taking for intercom activations
- Allows call on-hold for hang-up at one location and pick-up at another
- Allows whole-house paging, including phone-to-phone paging
- Allows station queuing so multiple, simultaneous activations can be responded to automatically in sequence
- Integrated dry contacts provide security alert by motion, pressure and gate sensors, etc.
- Provides for remote monitoring of zones for added security
- Full duplex communication

Intercom System

Description	Cat. No.
Intercom Kit (includes Main Controller Board and one interface board on a bracket with one outdoor station with warm silver faceplate)	47000-MKB
Outdoor Station (Brushed nickel finish)	47000-D1
Indoor Station (White)	47000-W1
Indoor Station (Black)	47000-E1
Door Strike Module	47000-STR
Interface Board with four additional ports	47000-PRT
Door Chime Module	47000-CHM
Satin Cover and Button Color Change Kit – Warm Silver	47000-CWS
Satin Cover and Button Color Change Kit – Soft Gold	47000-CSG
Satin Cover and Button Color Change Kit – Sterling Blush	47000-CSB

SPECIFICATIONS

Controller Power Input (Power supply included)	24VDC
Current Consumption	250 mA
Power Indicator	Green LED
Ringer Equivalency Number (REN)	4.6
Cabling	Cat 5 UTP 4-pair solid conductor 24 AWG 100 ohm, 100 MHz
Wiring Standard	T568A via solid conductor 8P8C modular plug and 110-style IDC

WALLPLATES AND CONNECTORS

The names say it all. QuickPlate™ offers the installer the quickest, easiest, and most economical installation with pre-configured, pre-assembled plates, easy punch-down jacks, and F-connector bulkheads. QuickPort® offers the ultimate in snap-in flexibility. Both based on Leviton's extensive commercial experience, they form attractive and totally functional connection packages for any application. Whether you need to connect voice, data, video, audio or security lines, precision QuickPlates and QuickPort modules ensure firm contact and uninterrupted service with tight-fitting protection and a smart look.



WALLPLATES AND CONNECTORS



5EA10-S1



5EA10-S2



5EA10-S3



5EA10-S4

QUICKPLATE™

An all-in-one connectivity solution, Leviton QuickPlate Wallplates distribute data, phone and TV connections through a preassembled one-piece design offered in standard and midway sizes and in four colors: ivory, white, almond and light almond. Rear facing IDC punchdowns and consistent positioning of jack and F connectors reduce ordering problems, eliminate onsite assembly, improve the overall décor, and provide the quickest installation available.

Specifications and Features

- All QuickPlates have a pleasing matte finish
- Robust one-piece wallplate and lead-frame jack design
- Rear facing 110 IDC punchdown for voice and data jacks make termination quick and easy
- Data port accepts Cat 5e with T568A wiring
- Phone port accepts UTP with USOC wiring
- F connector for video applications is an F-81 style bulkhead connector
- Includes captive screws painted to match wallplate color

Quickplate

Description	Cat. No. Standard Size	Cat. No. Midway Size	Color
1 Data	5EA10-S1*	5EA10-M1*	W, I, A, T
1 Data, 1-F	5EA10-S2*	5EA10-M2*	W, I, A, T
1 Data, 1 Phone, 1-F	5EA10-S3*	5EA10-M3*	W, I, A, T
2 Data, 2-F	5EA10-S4*	5EA10-M4*	W, I, A, T
Dimensions	4.61" (117.1mm) H x 2.75" (69.9mm) W x 0.26" (6.5mm) D	4.99" (126.7mm) H x 3.13" (79.4mm) W x 0.26" (6.5mm) D	

*COLOR

Basic Cat. Nos. shown above denote standard and midway size QuickPlates. To specify colors, add suffix to basic Cat. No. White (-W), Ivory (-I), Almond (-A), Light Almond (T).

TESTING AND CODE COMPLIANCE

- Meets all applicable standards
- Category 5e Connectors meets or exceeds applicable standards and is labeled for T568A wiring
- Complies with applicable FCC Part 68 requirements
- Supports high megabit and shared-sheath applications
- F-type bulkhead connectors meets or exceeds 10db of return loss at 1 GHz.
- Limited Two-Year Warranty

MATERIAL CHARACTERISTICS

Wallplate: ABS plastic

WALLPLATES AND CONNECTORS

QUICKPORT® SNAP-IN CABLING CONNECTORS

Tailor any communications wiring interface to your exact requirements with Leviton's superb line of copper structured cabling systems. All connectors meet or exceed industry standards. For dual flexibility in a single connector and fast, accurate termination of station wiring, you won't find better solutions than GigaMax® 5e, Category 5 and Voice Grade Snap-In Connectors, which feature color coded wiring labels in both T568A and T568B patterns. Category rated connectors comply fully with published TIA-568 and 570 standards; all other connectors carry UL certification, comply fully with NEC® Article 800 and meet FCC Part 68.

QuickPort Snap-In Connectors

Description	Cat. No.	Color
Category 6 8-Conductor; component-rated	61110-R*T	W, I, A, G, E, R, L, B, O, C, Y, V, P
Category 5e GigaMax 8-Conductor Channel-rated Connector Permanently laser-engraved with "Cat 5e"	5G108-R*5	W, I, A, G, E, R, L, B, O, C, Y, V, P
Category 5 8-Conductor Connector Permanently engraved with "Cat 5"	41108-R*5	W, I, A, G, E, R, L, B, O, C, Y, V, P
Category 3 8-Conductor Connector	41108-R*3	W, I, A, G, E, R, L, B, O, C, Y, V, P
Voice-Grade 6-Conductor USOC Connector	41106-R*6	W, I, A, G, E, R, L, B, O, C, Y, V, P
Voice-Grade 8-Conductor USOC Connector	41108-R*8	W, I, A, G, E, R, L, B, O, C, Y, V, P

*COLOR

Fourteen connector colors — the industry's largest selection — give you more than enough options for color coded port ID. Color choices for Category & Voice Grade Connectors: White (W), Ivory (I), Almond (A), Gray (G), Black (E), Dark Red (R), Blue (L), Brown (B), Orange (O), Crimson Red (C), Yellow (Y), Green (V) and Purple (P).

Patch Cords

Description	Cat. No.	Color
Category 6 Patch Cords	62460-XX*	W, Y, L, E, R, G, S
Category 5e Patch Cords	5G460-XX*	W, Y, L, E, R, G, S

Note: XX = Length in feet: 03, 05, 07, 10, 15 or 20.

*COLOR

Color choices for patch cords: White (W), Yellow (Y), Blue (L), Black (E), Red (R), Green (G), Gray (S).



5G108-RW5



41106-RW6

WALLPLATES AND CONNECTORS


QUICKPORT SNAP-IN F-TYPE AUDIO/VIDEO CONNECTORS

Requiring no soldering or special tools, these F-type bulkhead modules are designed for TV, VCR, DVD, satellite and home theater connections that use RG6 coaxial cable and terminate in an "F" plug. Each unit pack contains one female-to-female, front and rear screw-on connector.

Bulkhead Modules

Description	Cat. No.	Color
F-Type Bulkhead Module	41084-F*F	W, I, A
Gold-plated F-Type Bulkhead Module Individual polybag pack	40831-B*	W, I, A

*Color choices: White (W), Ivory (I) and Almond (A).



40831-BW/41084-FWF


QUICKPORT SNAP-IN RCA-110 AUDIO/VIDEO CONNECTORS

Perfect for rooms that preclude coaxial cable runs, the RCA-110 Connector transmits audio/video signals over standard Category 5, 5e or 6 UTP cabling. For fast and easy installation, it has rear 110-style IDC punchdowns and fits any QuickPort housing or panel. The oversized front cavity readily accommodates male RCA plugs, and gold plated contacts ensure a good connection. Four color-keyed connector inserts are available: Right Line Level Audio (red), Left Line Level Audio (white), PCM Audio (orange) and Composite Video (yellow).

RCA QuickPort Connectors

Description	Cat. No.
RCA 110-Type QuickPort Audio Right Red Insert	40735-RR*
RCA 110-Type QuickPort Audio Left White Insert	40735-RW*
RCA 110-Type QuickPort PCM Audio Orange Insert	40735-RO*
RCA 110-Type QuickPort Video Yellow Insert	40735-RY*
RCA 110-Type QuickPort Video Green Insert	40735-RL*
RCA 110-Type QuickPort Video Blue Insert	40735-RV*

*Refers to Housing Color: White (W), Ivory (I), Almond (A), Light Almond (T), Gray (G) and Black (E).



40735-RRW/40735-RWW


WALLPLATES AND CONNECTORS

QUICKPORT SNAP-IN CONNECTORS FOR A VARIETY OF AUDIO/VIDEO APPLICATIONS


Use these connectors — each manufactured to Leviton's extraordinary standard of quality — with UTP copper cable or audio/video cables to create a customized multi-media center in a single or dual gang wallplate. Connections require no soldering and can be made with standard tools.

Specifications and Features

- Each modular jack's patented "cutting ledge" trims the wire during termination when used with the high impact punchdown tool
- Audio and video connectors require no soldering; connections can be made with easy-to-use tools
- All jacks feature color coded wiring labels for fast, accurate terminations
- F-Type, RCA, Binding Posts, BNC and Banana Jacks are available gold plated. F-Type and BNC jacks are also available nickel plated
- Modules are listed in accordance and fully compliant with NEC Article 800
- Cat 5 and 5e jacks are certified to meet TIA/EIA-568-A and FCC Part 68 requirements



40832-BW/41084-BW




40833-BWE/40833-BWR

QuickPort Snap-In Connectors

Description	Cat. No. White	Cat. No. Ivory	Cat. No. Almond
Gold plated BNC Bulkhead Module Individual polybag pack	40832-BW	40832-BI	40832-BA
Standard BNC Bulkhead Module, Polybag Pack	41084-BWF	41084-BIF	41084-BAF
Gold plated RCA Bulkhead Module, Solderless Connection			
Black stripe on connector; individual polybag pack	40830-BWE	40830-BIE	40830-BAE
Red stripe on connector; individual polybag pack	40830-BWR	40830-BIR	40830-BAR
Yellow stripe on connector; individual polybag pack	40830-BWY	40830-BIY	40830-BAY
One black/one red stripe pair per carded unit pack, standard carton	40830-W	40830-I	—
Green stripe on connector; individual polybag pack	40830-BWV	40830-BIV	—
Blue stripe on connector; individual polybag pack	40830-BWL	40830-BIL	—
Gold plated Banana Jack Module, Solderless Connection			
Black stripe on connector; individual polybag pack	40837-BWE	40837-BIE	40837-BAE
Red stripe on connector; individual polybag pack	40837-BWR	40837-BIR	40837-BAR
One black/one red stripe pair per carded unit pack, standard carton	40837-W	40837-I	—
Gold plated Binding Post Module, Solderless Connection			
Black stripe on connector; individual polybag pack	40833-BWE	40833-BIE	40833-BAE
Red stripe on connector; individual polybag pack	40833-BWR	40833-BIR	40833-BAR
One black/one red stripe pair per carded unit pack, standard carton	40833-W	40833-I	—
S-Video Connector; 110 Style IDC punchdowns on rear of connector; individual polybag pack	40734-SWW	40734-SVI	40734-SVA
Snap-in Blank Module Individual unit, 10 units per polybag pack	40859-BW	40859-BI	40859-BA
4 per carded unit pack, standard carton	40859-W	40859-I	—
QuickPort Compression F-Connector (white only)*	40782-CPF	—	—
QuickPort Compression RCA Connector (white only)*	40782-R*W	—	—

*Designates center insulation color: Red (R), Black (E), Yellow (Y), Blue (L), Green (V)



40782-RYW/40782-CPF

WALLPLATES AND CONNECTORS



40806-BW



40803-BW



43080-1S3/43080-2S8

QUICKPORT FLUSH MOUNT WALLPLATES

Offering field configurability in an attractive single piece housing, flush mount wallplates include color matched mounting screws.

QuickPort Flush Mount Wallplates

Description	Cat. No. White	Cat. No. Ivory	Cat. No. Almond
6-Port Flush Mount Individual polybag pack, standard carton Carded pack, standard carton	40806-BW 40806-W	40806-BI 40806-I	40806-BA —
4-Port Flush Mount Individual polybag pack, standard carton Carded pack, standard carton	40804-BW 40804-W	40804-BI 40804-I	40804-BA —
3-Port Flush Mount Individual polybag pack, standard carton Carded pack, standard carton	40803-BW 40803-W	40803-BI 40803-I	40803-BA —
2-Port Flush Mount, individual polybag pack, standard carton	40702-BW	40702-BI	40702-BA
1-Port Flush Mount, individual polybag pack, standard carton	40701-BW	40701-BI	40701-BA
HDMI Feed Through – Decora Style	41647-W	41647-I	—
DVI- Feed Through – Decora Style	41648-W	41648-I	—

Also available: Midway size plates in plastic and high impact nylon

QUICKPORT STAINLESS STEEL WALLPLATES – SINGLE AND DUAL-GANG

Designer styling, durability and easy cleaning make Leviton stainless steel wallplates a favorite among discerning homeowners. A wide variety of port configurations adds exceptional versatility.

QuickPort Stainless Steel Wallplates

Description	Cat. No.
1-Port Single Gang Wallplate	43080-1S1
2-Port Single Gang Wallplate	43080-1S2
3-Port Single Gang Wallplate	43080-1S3
4-Port Single Gang Wallplate	43080-1S4
6-Port Single Gang Wallplate	43080-1S6
2-Port Dual-Gang Wallplate	43080-2S2
4-Port Dual-Gang Wallplate	43080-2S4
6-Port Dual-Gang Wallplate	43080-2S6
8-Port Dual-Gang Wallplate	43080-2S8
12-Port Dual-Gang Wallplate	43080-S12
Wall Phone Plate—Recessed	4108W-1SP
Wall Phone Plate—Flush	4108W-OSP

WALLPLATES AND CONNECTORS

QUICKPORT ANGLED WALLPLATES

Available in single gang 4-port and dual-gang 8-port versions, these wallplates have ports angled to relieve stress on equipment cords. The bottom opening can be used as a duplex port by inserting the supplied divider and installing two QuickPort Snap-In modules. Mounting screws are included.

QuickPort Angled Wallplates			
Description	Cat. No. White	Cat. No. Ivory	Cat. No. Almond
Angled 4-Port with two angled ports Individual polybag pack, standard carton Carded pack, standard carton	40807-BW 40807-W	40807-BI 40807-I	40807-A
Angled 8-Port with four angled ports Individual polybag pack, standard carton	40807-B2W	40807-B2I	



40807-BW/40807-B2W

QUICKPORT MULTIMEDIA WALLPLATE INSERTS

You can have it all — voice, data, audio and video — through a single wallplate when you combine Decora® multimedia inserts with QuickPort Snap-In modules and Decora wallplates. Mix and match the snap-in modules in combinations of two, three, four or six. Decora inserts are compatible with the full line of standard Decora wallplates, Decora Plus snap-on wallplates with hidden mounting screws and Leviton sectional wallplates (all sold separately). The inserts fit standard NEMA wallboxes and include mounting tabs with strip-resistant steel nuts.

QuickPort Multimedia Wallplate Inserts			
Description	Cat. No. White	Cat. No. Ivory	Cat. No. Almond
QUICKPORT DECORA MULTIMEDIA INSERTS			
2-Port Insert, polybag standard carton	40850-BW	40850-BI	40850-BA
2-Port Insert, polybag rack pack carton	40850-WBR	40850-IBR	40850-ABR
3-Port Insert, polybag standard carton	40753-BW	40753-BI	40753-BA
4-Port Insert, polybag standard carton	40754-BW	40754-BI	40754-BA
6-Port Insert, polybag standard carton	40756-BW	40756-BI	40756-BA
DECORA WALLPLATES			
Single Gang	80401-W	80401-I	80401-A
Dual Gang	80409-W	80409-I	80409-A

Decora® is a registered trademark of Leviton Manufacturing Co., Inc.



80409-W


WALLPLATES AND CONNECTORS

QUICKPORT SHUTTERS

These field-installable shutters protect connectors with a one-piece hinged door that keeps out dust and contaminants. They work in any QuickPort housing and fit USOC 8-position, Category 3, Category 5, Category 5e and Category 6 connectors.

QuickPort Shutters and Accessories

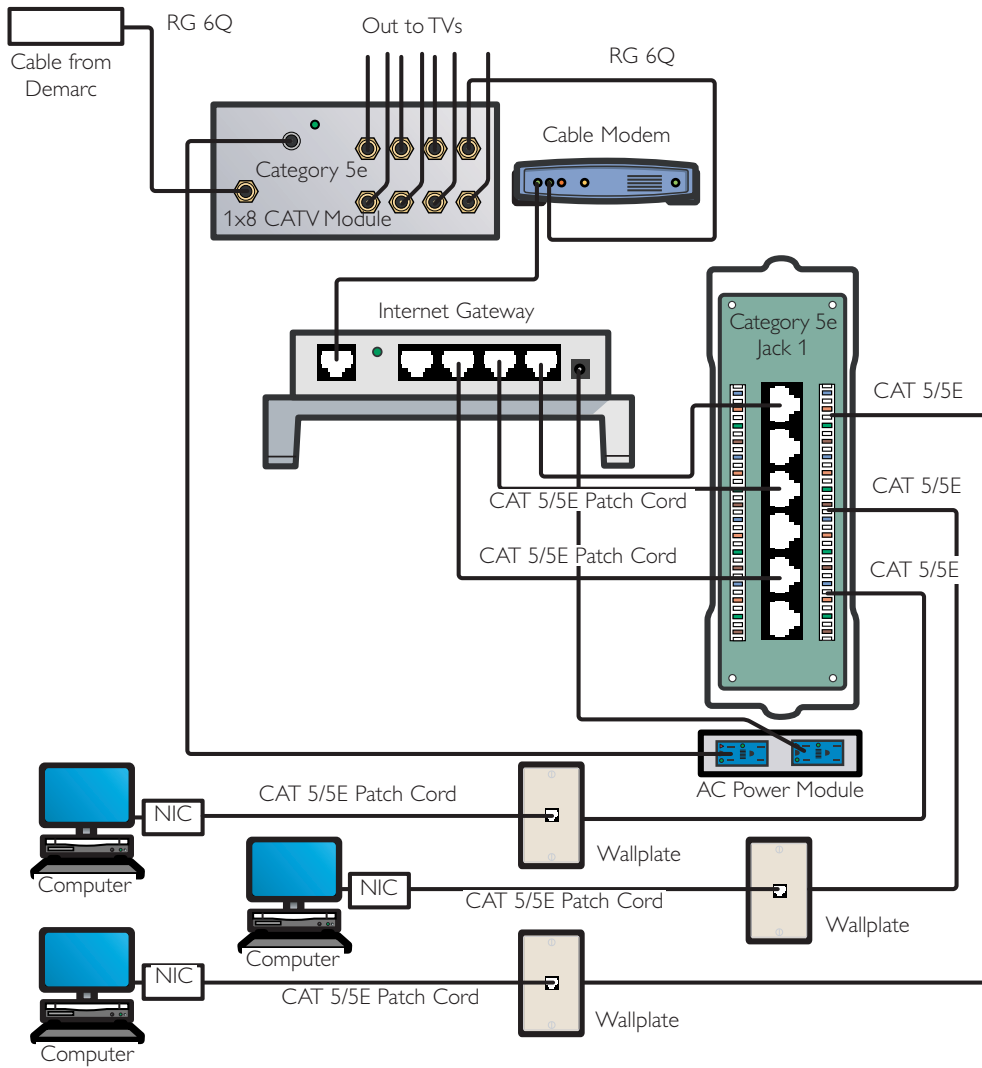
Description	Cat. No.
QuickPort Shutter Kit w/Leviton logo and miscellaneous icons	51084-ICN
Accessory Kit w/pre-printed icons on white paper	51084-XLB
Color Label Kit w/pre-printed icons on colored paper (Color Label Kit includes: Brown, Green, Orange, Red, Blue, Grey, Purple)	51084-CLB



51084-ICN

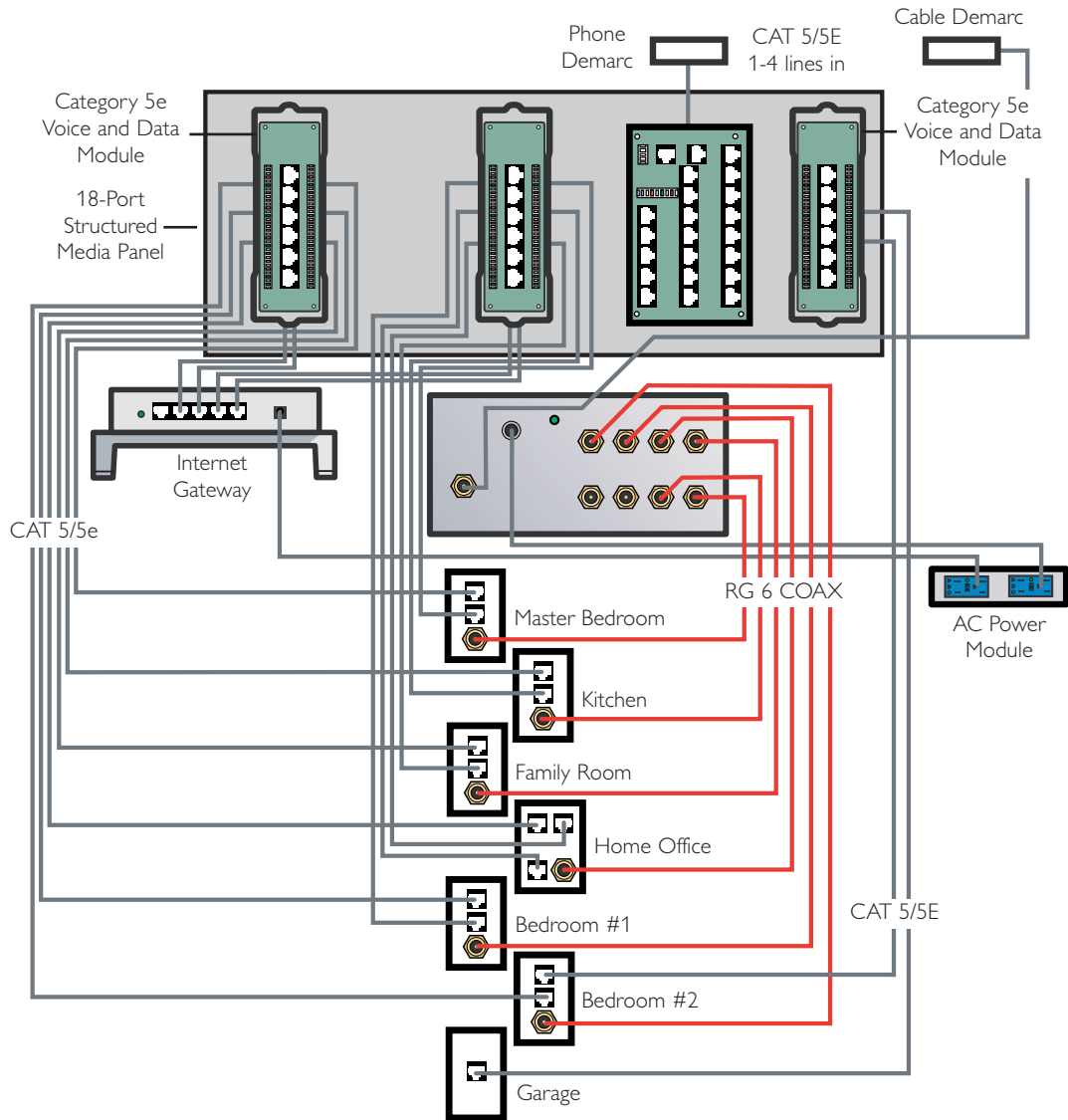
INSTALLATION DIAGRAMS

DATA DISTRIBUTION WITH CABLE MODEM



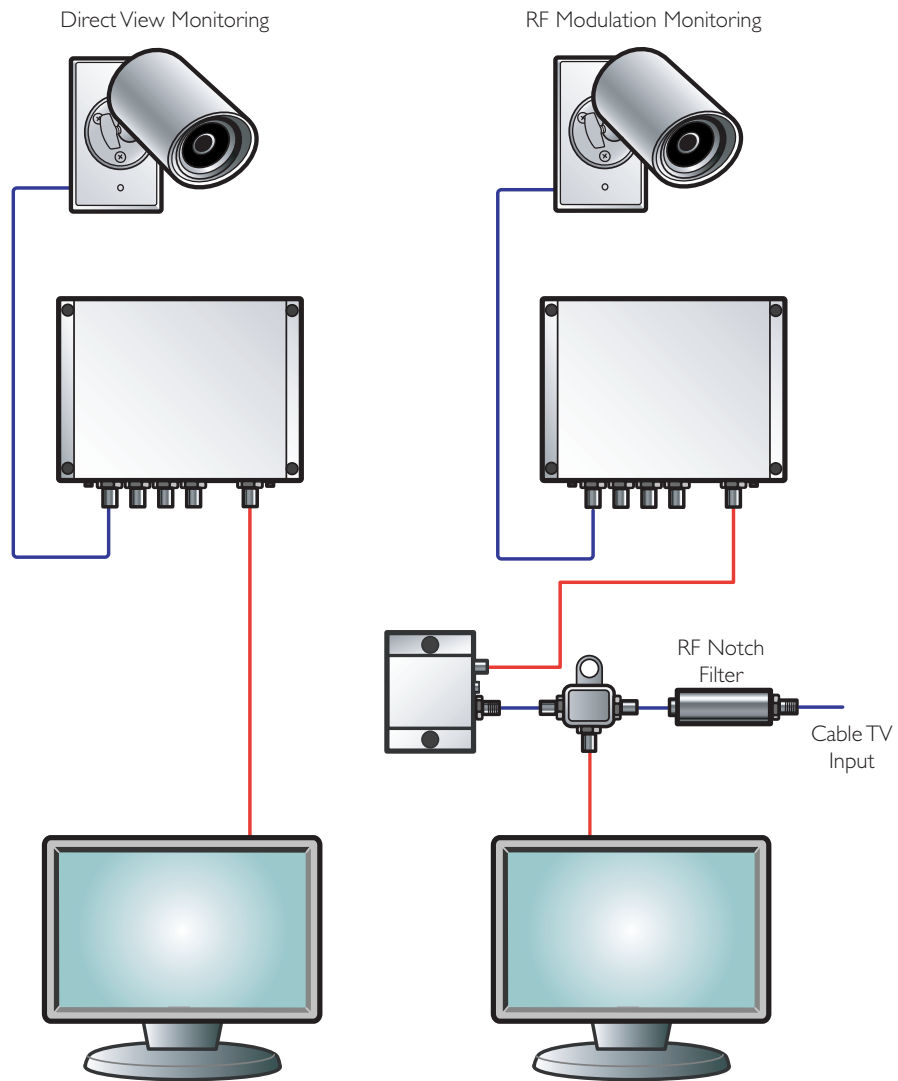
INSTALLATION DIAGRAMS

VOICE, DATA AND CATV DISTRIBUTION



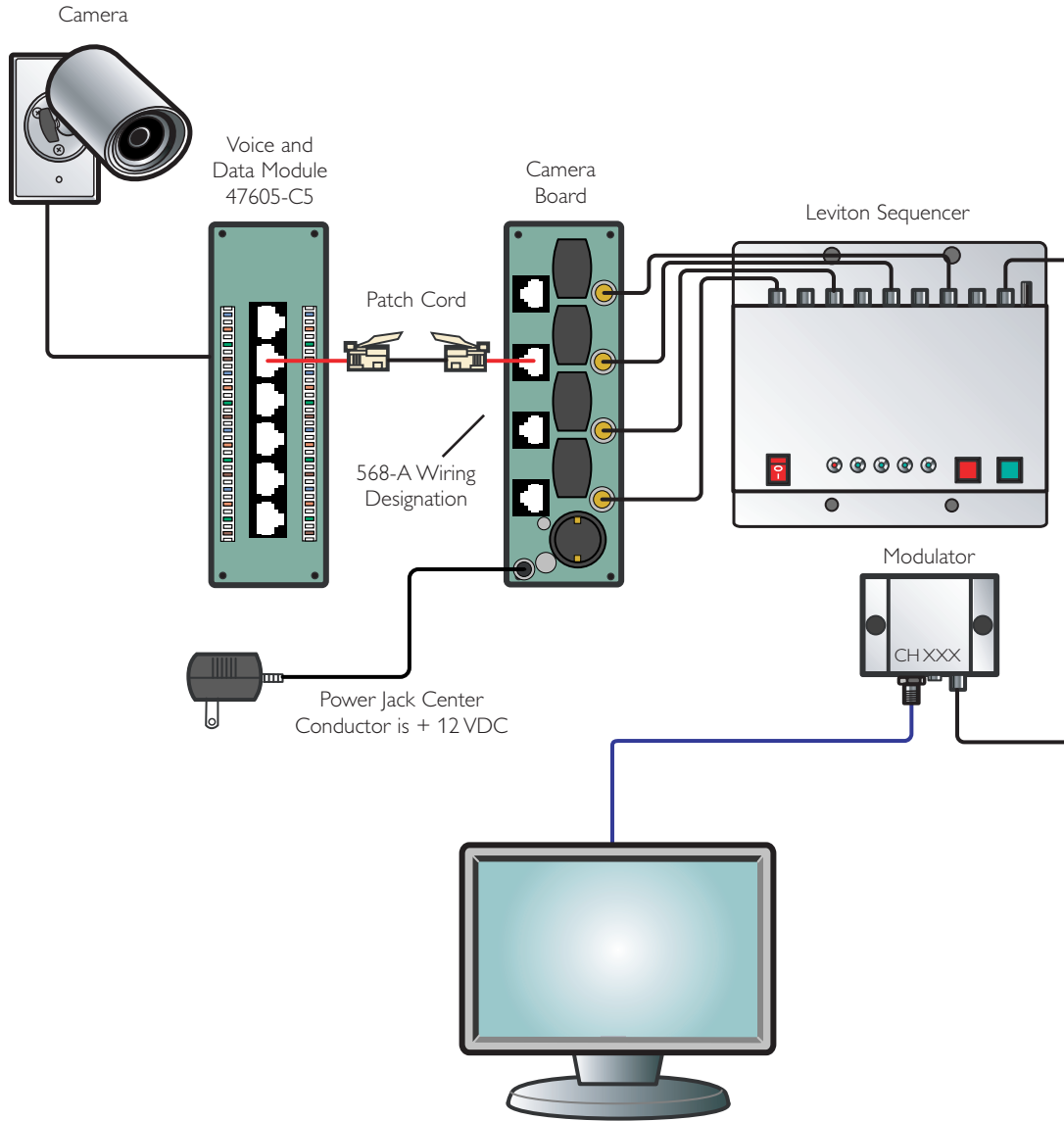
INSTALLATION DIAGRAMS

IP QUAD DISTRIBUTION



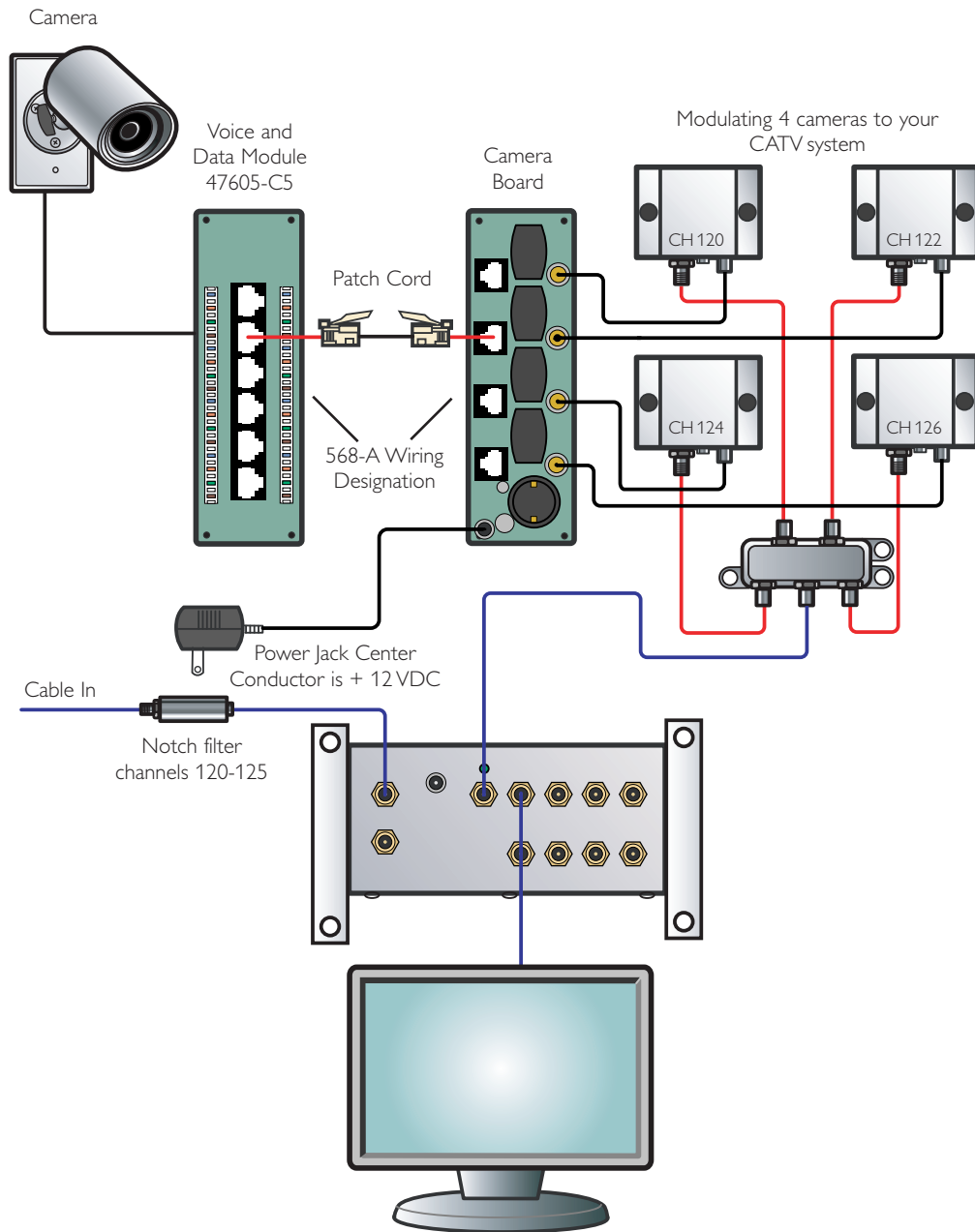
INSTALLATION DIAGRAMS

VIDEO SEQUENCER-MODULATOR



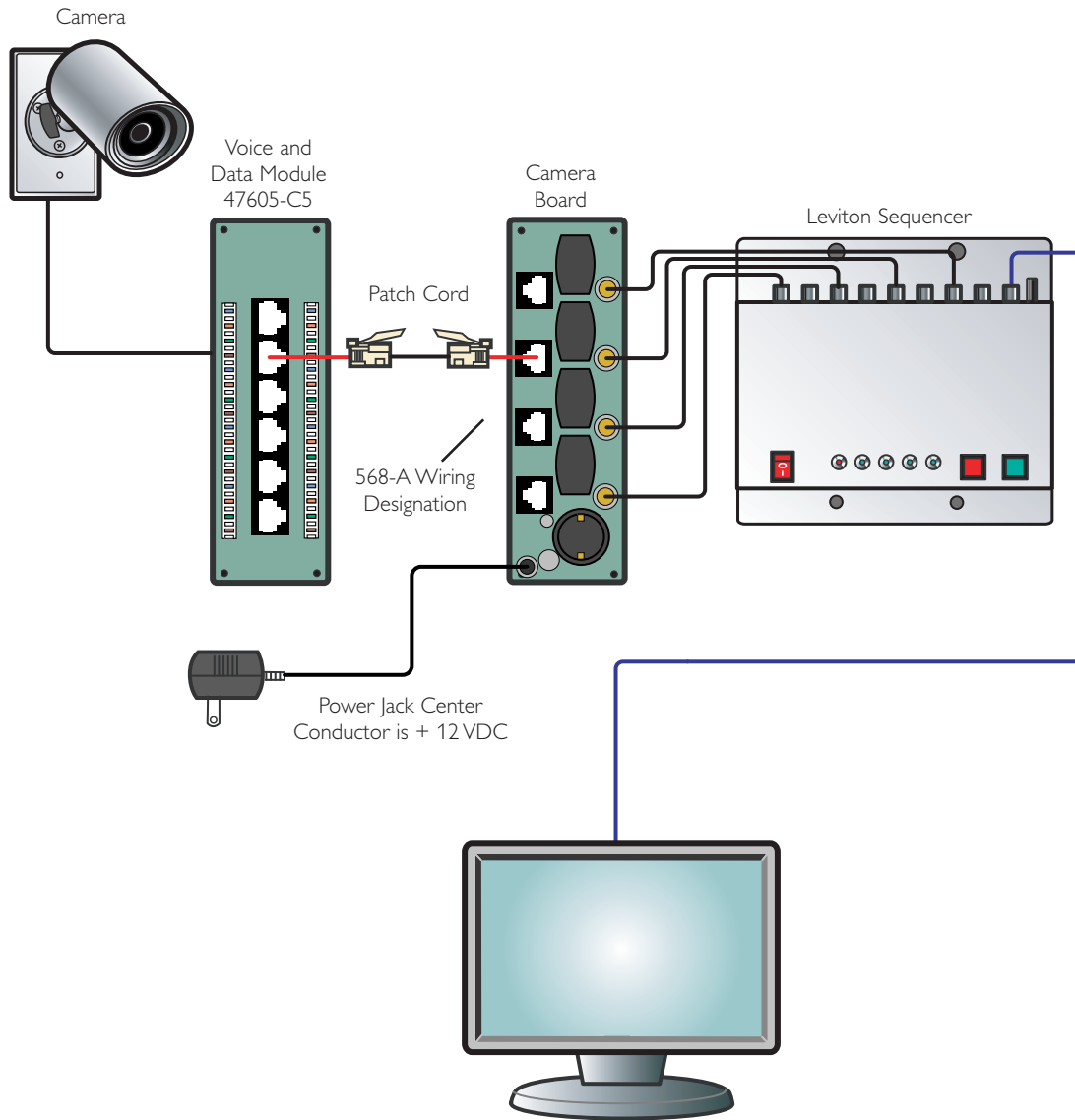
INSTALLATION DIAGRAMS

VIDEO MODULATOR



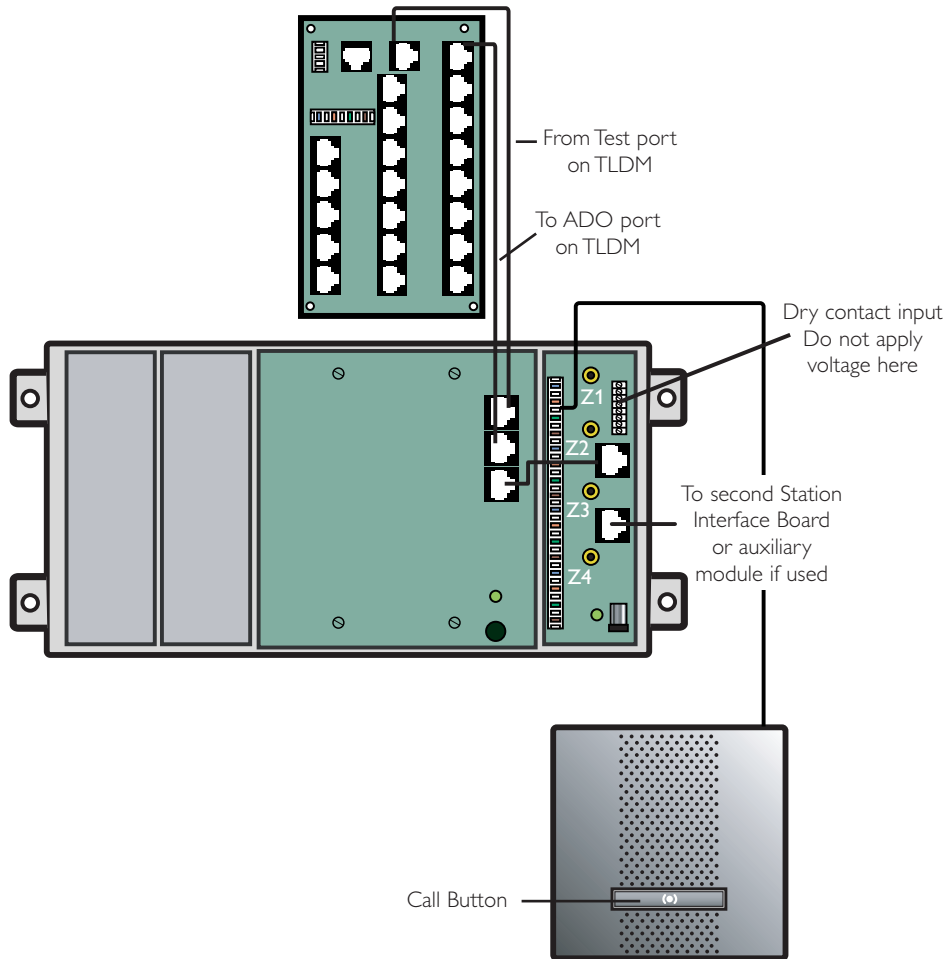
INSTALLATION DIAGRAMS

VIDEO SEQUENCER



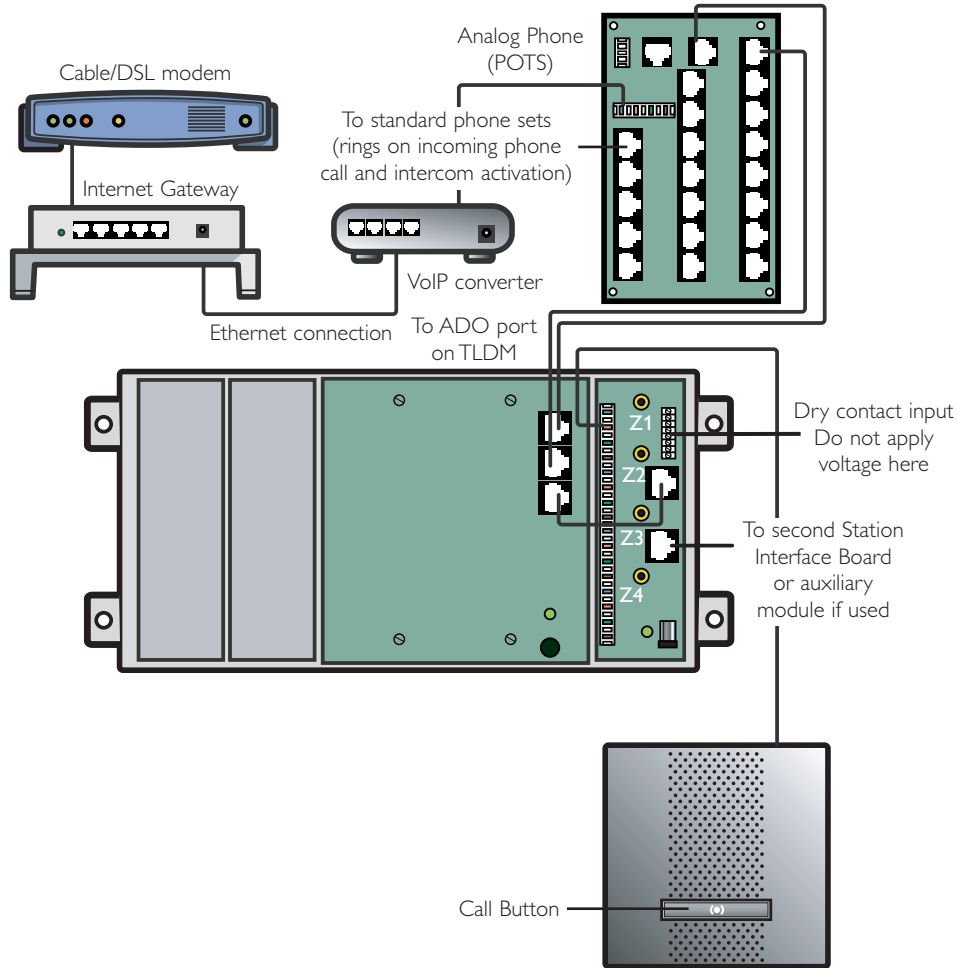
INSTALLATION DIAGRAMS

BASIC RESIDENTIAL INTERCOM SYSTEM



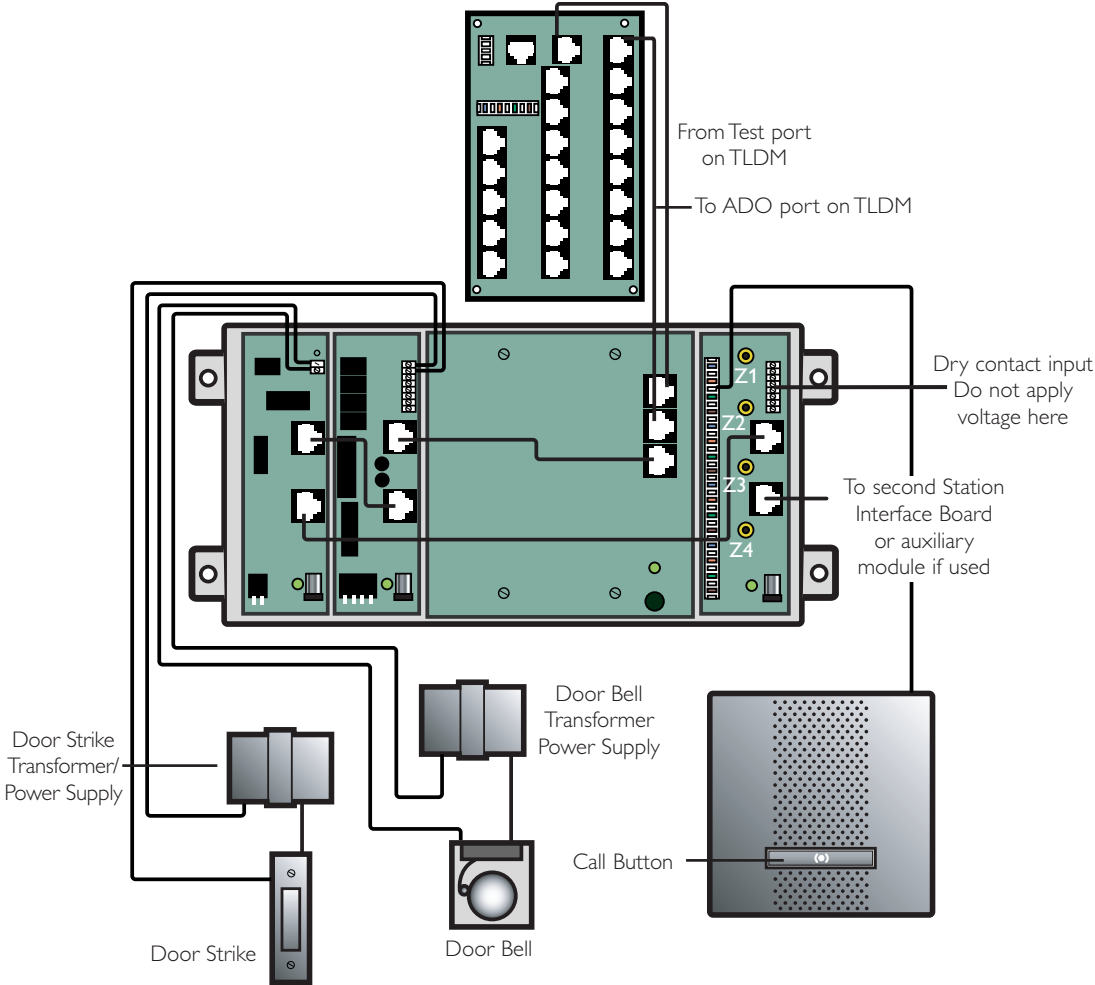
INSTALLATION DIAGRAMS

INTERCOM SYSTEM WIRED FOR VOIP



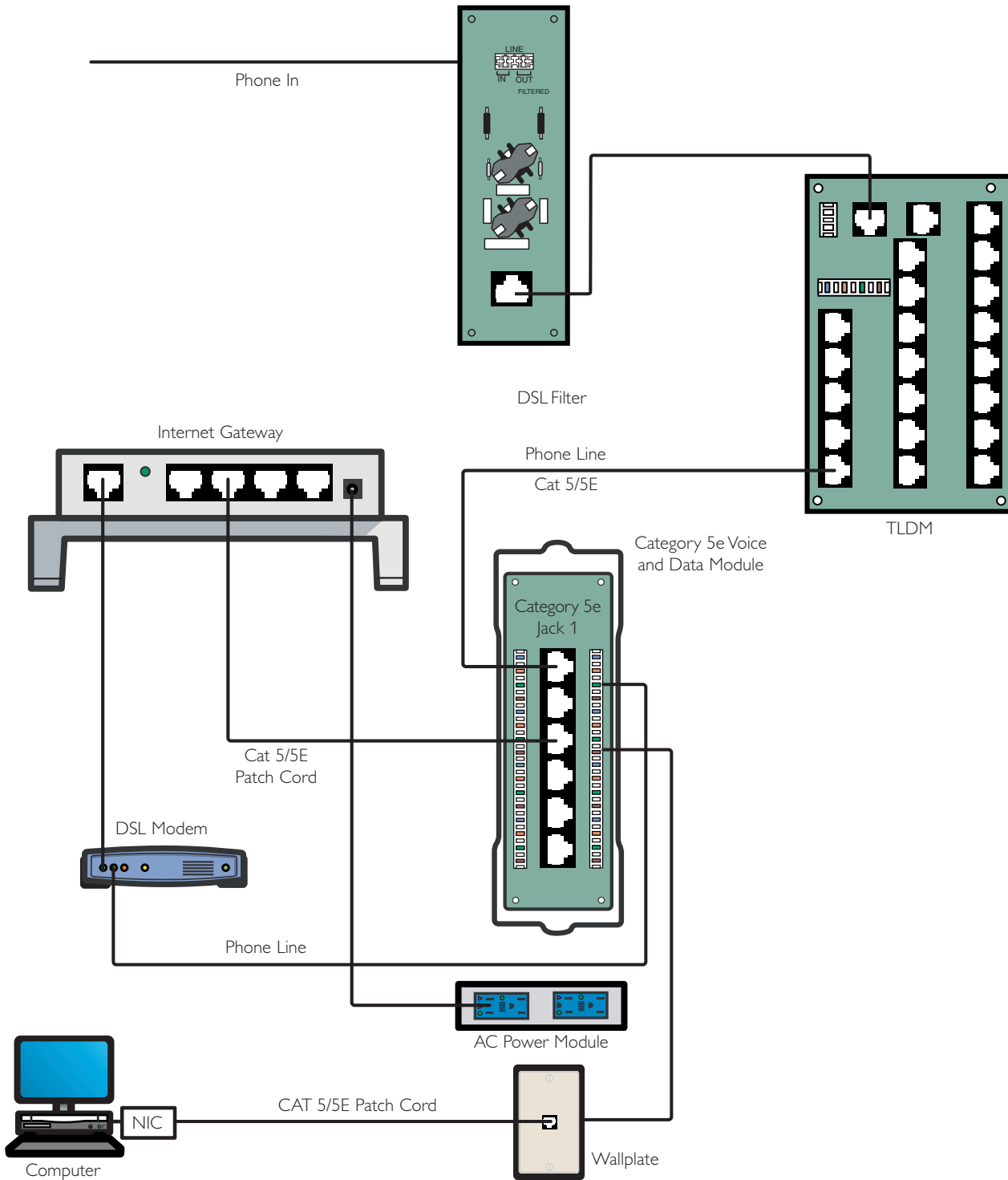
INSTALLATION DIAGRAMS

RESIDENTIAL INTERCOM SYSTEM WITH DOOR STRIKE AND DOOR CHIME MODULES



INSTALLATION DIAGRAMS

DSL MODEM CONNECTION IN SMC





LEVITON®

The Only Residential Gigabit Networking System

Prepare your custom home and luxury high rise installations for today's multi-player gaming, in-home media servers, IPTV, new high speed digital cable and FTTH services and keep them current for years to come.

Deploy a fully Gigabit capable system from Leviton combining our new Category 6 Board, Category 6 Module, Gigabit Ethernet Switch and Gigabit Router, all fully compatible with Leviton's award winning Structured Media® Center structured wiring enclosures. Add these new elements to Leviton's complete line of Category 6 patch cords and QuickPort® jacks proven in demanding commercial and institutional installations. Together they form an integrated Gigabit Network System to serve your new homes with the ultimate in high speed networking capability. Order it now.



For more information, www.leviton.com/connectedhome

Your home: control it better.



Tacoma, WA



HOME AUTOMATION

You set the stage: an atmosphere of quiet elegance in the living room and throughout the home. Enjoy adaptable task lighting in the kitchen, a warm wash of light set by the sconces on the walls and the safety and convenience that comes with automated home control. Leviton uses modern technology to deliver affordable home control that has been, up until now, the realm of the elite. It is, as you would expect, delivered in style. And now, advanced energy management features improve the performance and make it possible to reduce the consumption of power when using selected products.

Vizia RF +™	196
Decora Home Controls®	204

Decora Home Controls® is a registered trademark and Vizia RF +™ is a trademark of Leviton Manufacturing Co., Inc.
Note: All wallplates shown with products are sold separately.



VIZIA RF + HOME CONTROLS

Join a revolution in the home automation industry with Vizia RF +™ wireless lighting and home control technology. Innovative and affordable, with features that are desired by professional installers and appreciated by homeowners, Vizia RF + helps reduce energy consumption. It provides dramatic scene transitions, extended zone lighting control, industry standard 2-way status updating and true integration of household electrical devices. Use Vizia RF + to enhance new construction or to refresh older homes and residences.

Equipped with Z-Wave®, the leading home automation technology, Vizia RF + allows tailoring of the perfect home control solution. Imagine a home in which the lighting automatically adapts to your needs. With Vizia RF +, this dream can become reality without straining your energy resources or budget.

For example, in the kitchen one button can slowly dim the ceiling light while subtly brightening the chandelier over the kitchen table. Vizia RF + can control other rooms just as impressively. It also works well with exterior fixtures, enabling them to be controlled throughout the entire house.

The Vizia RF + product line includes new customer-requested features that increase its options, such as 49 selectable fade rates, an Energy Save mode, customizable preset maximum and minimum brightness levels, and more control of locator LED activity. Based on user feedback, we've even updated the location of the dim/bright bar for a more intuitive user experience.

Matching an automation system to a homeowner's lifestyle is easy with Vizia RF +, the wireless home control system preferred by professionals. Vizia RF + is simply brilliant inside and out.



Z-Wave® is a registered trademark of the Zensys® Corporation

DIMMERS

Specifications and Features

- Universal design provides crisp actuation and minimal travel
- 49 possible combinations of fade rates, from soft to instant
- Separate fade up and fade down speeds
- Energy Save option reduced power consumption and extends bulb life
- Preset On Level option sets the brightness level when the device is turned on, regardless of the previous level
- Minimum Brightness Level option sets the minimum brightness level the dimmer will output prior to turning completely off
- LED Display options controls the length of time they remain lit
- Push pad always return to neutral position regardless of load status
- Compatible with Decora *Plus* screwless wallplates and Decora® wallplates
- Complements Vizia +™ Lighting Controls (see page 42 for more information)
- Color change kits are available to allow fast color changeover and simplify stocking inventory
- Manual and remote ON/OFF/DIM/BRIGHT control of connected loads
- ON/OFF/DIM/BRIGHT scene and zone control capability
- Responds to Vizia RF + Controllers as well as selected Z-Wave certified controllers from other manufacturers
- Works with the Vizia RF + 1-Zone Controller/Virtual Dimmer Remote (VRCZ1-1L) for RF virtual 3-way control without the need for traditional 3-way wiring or for a dedicated traveler wire
- Works with Vizia +™ (non-RF) Matching and Coordinating Remotes (VP00R) for hardwired 3-way or up to 10-location control
- 2-way status
- Pro Level integration with selected products and brands
- Easy to clean, high gloss finish complements a wide range of décors
- DIM/BRIGHT bar allows user to select brightness level when lights are ON or OFF – green LED displays brightness level
- Power-failure memory allows light levels to return to the same levels set prior to a power interruption
- RFI filtering for radio, audio and video equipment
- UL required air gap switch disconnects power from load locally. It is concealed during normal operation and is accessible without removing the wallplate
- Limited Five-Year Warranty

VIZIA RF + HOME CONTROLS



VRI06-1L



VRI10-1L



VRM10-1L

Vizia RF + Scene Capable Dimmers for Single Pole, 3-Way or Multi-Location Applications



Description	Cat. No.	Rating	Color*
DIMMERS			
Vizia RF + Scene Capable Incandescent Dimmer with LED locator and brightness display	VRI06-1L	600W – 120VAC 60Hz	X, Z
Vizia RF + Scene Capable Incandescent Dimmer with LED locator and brightness display	VRI10-1L	1000W – 120VAC 60Hz	X, Z
Vizia RF + Scene Capable Magnetic Low Voltage Dimmer with LED locator and brightness display	VRM10-1L	1000VA – 120VAC 60Hz	X, Z
Vizia RF + Scene Capable Electronic Low Voltage Dimmer with LED locator and brightness display	VRE06-1L	600W – 120VAC 60Hz	X, Z
FAN SPEED CONTROLS			
Vizia RF + Scene Capable Quiet Fan Speed Control with LED locator and speed display	VRF01-1L	1.5A – 120VAC 60Hz	X, Z

Color Change Kit for Vizia RF + Dimmers

Description	Cat. No.	Color*
Matching Dimmer/Fan speed Control Color Change Kit with LED locator and brightness display	VPKIT-MD	W, I, A, T, G, E, B, R

*COLOR

Some products come packaged with three colors. Products with suffix (-X) include White, Ivory and Almond; products with suffix (-Z) include White, Ivory and Light Almond. Color Change kits available in the following colors: White (-W), Ivory (-I), Almond (-A), Light Almond (-T), Gray (-G), Black (-E), Brown (-B), and Red (-R).

TESTING AND CODE COMPLIANCE

- UL Listed (File #E-31373)
- CSA Certified (File #152105)
- NOM Certified (#057)
- Complies with FCC Part 15, Class B
- Z-Wave Certified

MATERIAL CHARACTERISTICS

Operating Temperature: 32°F to 131°F
Relative humidity less than 90% non-condensing

Use Leviton Power Extenders to extend the load capacity of Vizia +™ dimming wall switch receivers. (See page 64 for more information)

SWITCHES

Specifications and Features

- Push pad always returns to neutral regardless of load status
- Compatible with Decora Plus™ screwless wallplates and Decora wallplates
- Vizia RF + style push pad blends seamlessly with other devices in the Vizia + collection (see page 42 for more information)
- Manual and remote ON/OFF control of connected loads
- ON/OFF scene and zone control compatibility
- LED Display options controls the length of time they remain lit
- Universal design provides crisp actuation and minimal travel
- Responds to Vizia RF + Controllers as well as selected Z-Wave certified controllers from other manufacturers
- Works with the Vizia RF + 1-Scene Controller/Virtual Switch Remote (VRCS1-1L) for wireless RF virtual 3-way control without the need for traditional 3-way wiring or for a dedicated traveler wire
- Works with Vizia + (non-RF) Matching and Coordinating Remote (VPOSR-10) for hardwired 3-way or up to 10-location control
- 2-way status
- Pro Level integration with selected products and brands
- UL required air gap switch disconnects power from load locally. It is concealed during normal operation and is accessible without removing the wallplate
- Color change kits are available to allow fast color changeover and simplify stocking inventory
- Limited Five-Year Warranty

Vizia RF + Scene Capable Switch for Single Pole, 3-Way or Multi-Location Applications



Description	Cat. No.	Rating	Color*
Vizia RF + Scene Capable Switch with LED locator	VRS15-1L	15A 1800W Resistive 1800W Incandescent 1800VA Fluorescent 1800VA Inductive 1/2 HP Motor (9.8A)	X, Z
Vizia RF + Scene Capable Switch with LED locator	VRS05-1L	5A Incandescent	X, Z

Color Change Kit for Vizia RF Switch

Description	Cat. No.	Color*
Matching Switch Color Change Kit with LED locator	VPKIT-MS	W, I, A, T, G, E, B, R

*COLOR

Some products come packaged with three colors. Products with suffix (-X) include White, Ivory and Almond; products with suffix (-Z) include White, Ivory and Light Almond. Color Change kits available in the following colors: White (-W), Ivory (-I), Almond (-A), Light Almond (-T), Gray (-G), Black (-E), Brown (-B), and Red (-R).



VRS15-1L

VIZIA RF + HOME CONTROLS

TESTING AND CODE COMPLIANCE

- UL Listed (File #E-66800)
- CSA Certified (File #152105)
- NOM Certified (#057)
- Complies with FCC Part 15, Class B
- Z-Wave Certified

MATERIAL CHARACTERISTICS

- Operating Temperature: 32°F to 131°F
- Relative humidity less than 90% non-condensing

CONTROLLERS

Specifications and Features

- Easy to clean, high gloss finish complements a wide range of décors
- Controller fits in standard wall box and utilizes existing 120VAC 60Hz wiring to replace a regular switch (when neutral wire is present) for easy “no-new-wires” installation
- 2-way status updates
- Compatible with Decora *Plus* screwless wallplates and Decora wallplates
- Limited Five-Year Warranty

Vizia RF +™ 1-Button Scene Controller/Virtual Switch Remote (VRCS1)

- Popular Vizia + style push pad blends seamlessly with other devices in the Vizia + collection
- Consistent form factor, excellent ergonomic traits and appealing tactile touch and feel
- Provides remote ON/OFF control of one scene
- Virtual 3-way and multi-location remote ON/OFF control of selected Vizia RF + switches without the need for traditional 3-way wiring or a dedicated traveler wire
- Green LED illuminates to indicate controlled scene. When acting as a virtual remote, LED will illuminate when the load is OFF
- LED Display options controls the length of time they remain lit
- Pro Level integration with selected products and brands

Vizia RF + 1-Button Zone Dimming Controller (VRCZ1)

- Vizia + style push pad blends seamlessly with other devices in the Vizia + collection
- Provides remote ON/OFF/DIM/BRIGHT control of one Vizia RF + Dimmer
- Virtual 3-way remote dimming control of selected Vizia RF + dimmers without the need for traditional 3-way wiring or a dedicated traveler wire
- DIM/BRIGHT bar allows user to select brightness level when lights are ON or OFF – green LED displays brightness level
- Green LED locator illuminates to indicate controlled zone or load is OFF
- LED Display options controls the length of time they remain lit
- Pro Level integration with selected products and brands

Vizia RF + 4-Button Scene Controller (VRCS4)

- Provides remote ON/OFF/DIM/BRIGHT control of four scenes of selected Vizia RF + devices
- Integrated infrared (IR) port
- Green LED illuminates when the assigned scene is ACTIVE

Vizia RF + 4-Button Zone Controller (VRCZ4)

- Provides remote ON/OFF/DIM/BRIGHT control of four zones/areas of selected Vizia RF + devices
- Integrated infrared (IR) port
- Green LED illuminates when assigned zone/area is ACTIVE

VIZIA RF + HOME CONTROLS

Vizia RF + Wall Controllers



Description	Cat. No.	Rating	Color*
Vizia RF + 1-Button Scene Controller/Virtual Switch Remote	VRC51-1L	No Load Rating 120VAC-60Hz	X, Z
Vizia RF + 1-Button Zone Controller/Virtual Dimmer Remote	VRCZ1-1L	No Load Rating 120VAC-60Hz	X, Z
Vizia RF + 4-Button Scene Controller	VRCS4-1L	No Load Rating 120VAC-60Hz	X, Z
Vizia RF + 4-Button Zone Controller	VRCZ4-1L	No Load Rating 120VAC-60Hz	X, Z

Color Change Kits for Vizia RF + Wall Controllers

Description	Cat. No.	Color*
1-Button Zone Controller/Virtual Dimmer Remote Color Change Kit with LED locator and brightness display for VRCZ1	VPKIT-MD	W, I, A, T, G, E, B, R
1-Button Scene Controller/Virtual Switch Remote Color Change Kit with LED locator for VRCS1	VPKIT-MS	W, I, A, T, G, E, B, R
4-Button Scene Controller Color Change Kit with LED locator for VRCS4	VPKIT-S4	W, I, A, T, G, E, B, R
4-Button Zone Controller Color Change Kit with LED for VRCZ4	VPKIT-Z4	W, I, A, T, G, E, B, R
4-Button Scene Controller Label Kit with LED locator for VRCS4	VPSLB-S4	W, I, A, T, G, E, B, R
4-Button Zone Controller Label Kit with LED for VRCZ4	VPZLB-Z4	W, I, A, T, G, E, B, R

*COLOR

To order colors, add suffix to Cat. No. as follows: White (-W), Ivory (-I), Almond (-A), Light Almond (-T), Gray (-G), Black (-E), Brown (-B) and Red (-R).

TESTING AND CODE COMPLIANCE

- UL Listed (File #E-66800)
- CSA Certified (File #152105)
- NOM Certified (#057)
- Complies with FCC Part 15, Class B
- Z-Wave Certified

MATERIAL CHARACTERISTICS

Operating Temperature: 32°F to 131°F
Relative humidity less than 90% non-condensing



VRCZ4-1L



VRC51-1L



VRCS4-1L

VIZIA RF + HOME CONTROLS



VRP15-1L



VRP03-1L



VRCOP-1L

PLUG-IN MODULES

Specifications and Features

- Green Locator LED
- Limited Five-Year Warranty

Vizia RF +™ Scene Capable Plug-in Appliance Module (VRP15)

- Provides 15A-120VAC NEMA 5-15R grounding receptacle for use with a wide variety of lamps and appliances
- Provides manual ON/OFF switching of plug-in load and remote scene and zone control compatibility
- 2-way status
- Protected memory maintains ON/OFF status of loads and during minor power fluctuations

Vizia RF + Scene Capable Plug-in Lamp Dimming Module (VRP03)

- Provides NEMA polarized 1-15R 2-blade receptacle for use with incandescent lamps
- Load Sensing feature allows lamp to be turned ON manually using the lamp's switch or the integrated ON/OFF button
- Provides manual and remote ON/OFF/ DIM/BRIGHT control of plug-in lamps

- 2-way status
- Provides ON/OFF/DIM/BRIGHT scene and zone control capability
- Protected memory maintains ON/OFF/ Brightness level status of connected loads and device ID programming during minor power fluctuations

Vizia RF + Plug-In Serial Interface Module, ASCII to Z-Wave Interface (VRCOP)

- Provides RJ11 connector for RS232 or selected HAI® component connection
- Rated 120VAC 60Hz
- Two-way communication between related Controller(s) and Module
- Protected memory and device ID programming during minor power fluctuations
- Transient surge protection to IEC Level 4
- ESD protection to IEC 1000 4-2 Level 4 to protect against damage and memory loss due to static discharges
- Includes serial cable
- Z-Wave® compatible

Vizia RF + Scene Capable Plug-In Modules



Description	Cat. No.	Rating	Color
Vizia RF + Scene Capable Plug-In Appliance Module	VRP15-1L	15A 1800W Incandescent, 1800VA Fluorescent, 1800W Resistive, 1800VA Inductive and 1/2 HP motor loads @ 120VAC-60Hz	W
Vizia RF + Scene Capable Plug-In Lamp Dimming Module	VRP03-1L	300W Incandescent @ 120VAC-60Hz	W
Vizia RF + Plug-In Serial Interface Module, ASCII to Z-Wave Interface	VRCOP-1L	No Load Rating 120VAC-60Hz	W

TESTING AND CODE COMPLIANCE

- UL Listed (File #E-66800)
- CSA Certified (File #152105)
- NOM Certified (#057)
- Complies with FCC Part 15, Class B
- Z-Wave Certified

HAI is a registered trademark of Home Automation Inc.

PROGRAMMING AND HANDHELD REMOTES

Specifications and Features

Remote Controller/Programmer (VRCPG)

- Primary device for creating and programming a Vizia RF + system
- Provides user-level control of up to 128 devices
- Creates up to 128 areas
- Customizes up to 16 profiles
- Creates up to 255 scenes
- Integrated step-by-step setup guide
- Can operate as a secondary remote control
- Creates scheduled events including dusk and dawn (timer version VRCPG-0SG only)
- Provides remote control (ON/OFF/DIM/BRIGHT/SCENE/ZONE) of all devices in the Vizia RF + network

IR Remote Controller (VRMR1)

- Works with Vizia RF + IR compatible controllers
- Controls four scenes and four zones

ThinkEssentials® 2.1 Pro Edition Software by ControlThink® (CTTEP-20W)

- Self-tuning optimization for premium Z-Wave performance
- Professional Z-Wave system programming
- Superior integration with Vizia RF + products
- Install, optimize, integrate and maintain a high performance Z-Wave network
- Patent pending disaster recovery for many Z-Wave system repairs
- Installer software requires Windows XP® or Vista® (32-bit and 64-bit)

ThinkEssentials® 2.1 Standard Edition Software by ControlThink® (CTTES-20W)

- Standard Z-Wave system programming and control
- Consumer software requires Windows XP® or Vista® (32-bit and 64-bit)

ControlThink ThinkStick™ Z-Wave USB Adapter (CTZUS-1US)

- Firmware upgradeable
- Required for use with ThinkEssentials software



VRCPG-0SG



VRMR1-0SG



CTTEP-20W/CTZUS-1US

Vizia RF + Programming and Handheld Remote Controllers

Description	Cat. No.
Vizia RF + RF Handheld Remote Controller; Programmer (Basic)	VRCPG-BSG
Vizia RF + RF Handheld Remote Controller Programmer/Timer (Internal astronomical clock)	VRCPG-0SG
Vizia RF + IR Handheld Remote Controller	VRMR1-0SG
ThinkEssentials® 2.1 Professional Edition for installers	CTTEP-20W
ThinkEssentials® 2.1 Standard Edition for consumers	CTTES-20W
ControlThink ThinkStick™ Z-Wave USB Adapter	CTZUS-1US

TESTING AND CODE COMPLIANCE

- Complies with FCC Part 15, Class B
- Z-Wave Certified

DECORA HOME CONTROLS

How often does home control require a simple solution? Not the complexity of a whole house integration, rather the ability to simply control a light from across a room, or turn on a fan in another room. DHC is the ideal solution for such a task. There are wireless solutions that are well suited for whole house integrations, but the traditional power line protocol is still an ideal solution for many common household tasks. And it peacefully coexists with modern wireless home control technologies. DHC is extraordinarily flexible. By remote or keypad, it allows you to turn lights and appliances on and off, dim lights or make them brighter, or create a mood by commanding certain lights to work together. DHC incorporates X10 Power Line Carrier (PLC) technology. And DHC is equipped with Intellisense™ circuitry to overcome some of the more common interference problems in other X10 based systems. This exclusive Leviton innovation allows DHC Receivers to ignore most of the noise that is on your power line to maintain the integrity of your commands.

In performance, in appearance, in installation, DHC is a truly elegant solution.



Intellisense™ is a trademark of Leviton Manufacturing Co., Inc.

DHC CONTROLLERS – GREEN LINE

Specifications and Features

Toscana™ Deluxe Programmer

- Central access station for manual control of the system
- No programming experience required – use simple wizards for setup
- Automatically turns appliances ON/OFF and lights ON/OFF/DIM/BRIGHT
- Controls up to 256 devices in a DHC home system
- Leviton's patented Intellisense technology reduces signal problems due to line noise
- 2-way communication capability registers status changes when receivers with 2-way communications are manually changed
- Permits input of real device names to specify control (such as "wall sconce") rather than cryptic house and device codes (e.g. B5)
- Automatically turns lights ON/OFF at dusk and/or at dawn (astronomical clock)
- Allows creation of up to 64 timed events that can reoccur annually
- Creates and downloads complex timed events and macros using a PC with RS-232 port
- Backs up and restores all system data; allows cloning of devices using a PC with RS-232 port
- Mounts in standard 4-gang box
- No external wall transformer or power line interface required
- Creates up to 64 lighting scenes to create lighting moods
- Accesses any of the 64 scenes from the Toscana front panel (eight at any single time)
- Accesses any of the scenes remotely with the HXC7S-1TW scene keypads
- Accesses any of the scenes using ten learned infrared codes
- Learned infrared codes can be taught using any standard IR remote

Wall Switch Controllers

- Fits in standard wallboxes and replaces regular switches to provide DHC control capability as indicated in "Description"
- Power line based 2-way communication allows status of receivers changed manually to be reflected in the controller
- Leviton's patented Intellisense technology virtually eliminates signal problems due to line noise
- Uses existing 120VAC 60Hz wiring to send command signals
- Compatible with Decora *Plus* screwless wallplates and Decora wallplates
- Green LED illuminates to confirm ON command sent or STATUS ON report received
- Streamlined, popular Decora styling complements interiors and is compatible with other Decora devices
- Limited Two-Year Warranty

RF Components

- Leviton's universal remote control works with DHC-controlled lighting and appliances as well as with many audio/video system components
- Ultra-compact key chain remote adds to home security by allowing users to turn lighting ON as they approach entranceway, garage or driveway
- Plug-in transceiver features Intellisense technology for optimum reliability, power line based 2-way signaling capability and easy one button programming. Must be used with universal remote and key chain remote
- Limited Two-Year Warranty

DECORA HOME CONTROLS



HCCPG-1TW



HXC10-1TW



HXC1D-1TW



HXC2D-1TW

Toscana™ Deluxe Programmer



Toscana is a simple central access station that expands DHC control capability with easy one touch access for up to 64 lighting scenes along with direct remote control of up to 256 devices. Scenes can be accessed by an IR remote or from remote scene lighting control keypads. Toscana provides complex date/time and macro automated programming of lights and appliances.

Timed events (up to eight groups) can be selected and run on a recurring basis using a highly accurate internal astronomical clock. Toscana registers status changes when DHC receivers with 2-way communication are manually changed.

Description	Cat. No.	Rating
Toscana Deluxe Programmer – white frame and white cover; neutral required	HCCPG-1TW	No Load Rating 120VAC 60Hz

Color Change Kits

Description	Cat. No.
Ivory Cover/Ivory Frame	DCKPG-0II
White Cover/White Frame	DCKPG-0WWW
Almond Cover/Almond Frame	DCKPG-0AA
Smoke Cover/White Frame	DCKPG-0SW

COLOR

Shipped with white frame and white cover. See chart for color change kits.

TESTING AND CODE COMPLIANCE

- UL Listed (File #E-66800)
- CSA Certified (File #LR-54628)
- NOM Certified (#057)

MATERIAL CHARACTERISTICS



Engineering Thermoplastic UL-94,V2 Rating
Operating Temperature: 32°F to 131°F

Wall Switch Controllers with 2-Way Communication

Description	Cat. No.
1-Address ON/OFF Controller – One ON/OFF rocker transmits ON/OFF commands to one address.	HXC10-1TW
ALL LIGHTS ON/ALL OFF Controller – One ALL LIGHTS ON/ALL OFF rocker transmits commands to all receivers set to the same letter code as this controller. Provides “Panic Button” lighting control for safety and security. <small>NOTE: Receptacle receivers and 6337 Universal Low Voltage Module do not respond to ALL ON command.</small>	HXC1A-1TW
1-Address Dimming Controller – One ON/OFF rocker transmits ON/OFF commands to one address in the same letter code as this controller. Built-in arrow-shaped rocker transmits DIM/BRIGHT commands to that same address.	HXC1D-1TW
2-Address Dimming Controller – Two sets of ON/OFF buttons transmit ON/OFF commands to two sequential addresses in the same letter code as this controller. One set of DIM/BRIGHT buttons transmits DIM/BRIGHT commands to the most recently selected address.	HXC2D-1TW

NOTE: An HCA02-10E DHC System Amplifier must be installed in all panels in every DHC installation to ensure adequate signal strength.

DECORA HOME CONTROLS

Description

Cat. No.

3-Address Dimming Controller – Three sets of ON/OFF buttons transmit ON/OFF commands to three sequential addresses in the same letter code group established on this controller. One set of DIM/BRIGHT buttons transmits DIM/BRIGHT commands to the most recently selected address.

HXC3D-1TW

4-Address Dimming Controller – Four sets of ON/OFF buttons transmit ON/OFF commands to four sequential addresses in the same letter code group as this controller. One set of DIM/BRIGHT buttons transmits DIM/BRIGHT commands to the most recently selected address.

HXC4D-1TW

3-Address Dimming, ALL LIGHTS ON/ALL OFF Controller – Three sets of ON/OFF buttons transmit ON/OFF commands to three sequential addresses in the same letter code group as this controller. One set of DIM/BRIGHT buttons transmits DIM/BRIGHT commands to the most recently selected address. One set of ALL LIGHTS ON/ALL OFF buttons transmits commands to all receivers set to the same letter code as this transmitter.

HXC4A-1TW

Note: Receptacle receivers and 6337 Universal Low Voltage Module will not respond to ALL ON command.

7-Scene Dimming Controller – Each of 7 SCENE buttons transmits ON commands at preset levels to 12 sequential addresses in the same letter code as this controller. (Note: 12-address sequence continues at address 1 if address 16 is reached before all sequential addresses are completed.) May be used with all Leviton scene capable receivers. One set of SCENE BRIGHT/SCENE DIM buttons transmits SCENE DIM/BRIGHT commands to most recently selected scene. One OFF button transmits OFF command to most recently selected scene. Green LEDs illuminate to indicate ON command sent or SCENE ON command detected. Green LED illuminates to indicate OFF command sent.

HXC7S-1TW

Note: The HXC7S-1TW utilizes extended code format. This command structure is compatible with HCA02-10E DHC System Amplifier/Coupler/Repeater but is not compatible with the older version of the System Amplifier (6201).

No more than four controllers should be installed on a single branch circuit.

Color Change Kits

Controller	Ivory	White	Almond	Gray	Black
HXC10-1TW, HXC1A-1TW	DRK0S-0LI	DRK0S-0LW	DRK0S-0LA	DRK0S-0LG	DRK0S-0LE
HXC1D-1TW	DRK1D-00I	DRK1D-00W	DRK1D-00A	----	----
HXC2D-1TW	DCK2D-0CI*	DCK2D-0CW*	DCK2D-0CA*	----	----
HXC3D-1TW	DCK3D-0CI*	DCK3D-0CW*	DCK3D-0CA*	----	----
HXC4A-1TW	DCK4A-0CI*	DCK4A-0CW*	DCK4A-0CA*	----	----
HXC4D-1TW	DCK4D-0CI*	DCK4D-0CW*	DCK4D-0CA*	----	----
HXC7S-1TW	DCKS7-0CI*	DCKS7-0CW*	DCKS7-0CA*	DCKS7-0CG*	DCKS7-0CE*

*With printable labels

COLOR

All devices are shipped in white only. See chart for compatible color change kits.

TESTING AND CODE COMPLIANCE

- UL Listed (File #E-66800)
- CSA Certified (File #LR-54628)
- NOM Certified

MATERIAL CHARACTERISTICS

Engineering Thermoplastic UL-94, V2 Rating
Operating Temperature: 32°F to 131°F



HXC3D-1TW



HXC4A-1TW



HXC7S-1TW

DECORA HOME CONTROLS



HCPRF-1TW



HCCKR-E



HCCUR-E

RF Components

Description

Cat. No.

Plug-In Transceiver – Accepts RF (radio frequency)DHC commands from the HCCUR Universal Remote for ON/OFF, DIM/BRIGHT and ALL ON/ALL OFF, as well as ON/OFF commands from the HCCKR Key Chain Remote. The plug-in transceiver works with all DHC receivers by re-transmitting command signals onto the home's existing electrical wiring. Plugs into any standard receptacle and provides a built-in outlet for ON/OFF switching of incandescent lamps rated 300W max. @ 120VAC. The lamp can be controlled remotely or locally via the programming button on the face of the transceiver, which can also be used to change the unit's DHC address. Features Intellisense technology to ensure optimum system performance. Two-way communication permits local status of attached lamp to show on all 2-way capable DHC controllers. Multiple HCPRF Transceivers can be used to increase coverage in large homes. Unit will re-transmit commands for up to 256 DHC addresses. Color: White

HCPRF-1TW

Key Chain Remote Controller – Designed to fit on a key chain and send RF (radio frequency) command signals to HCPRF DHC Plug-In Transceiver: With an operating range of up to 50 ft. through walls and ceilings, it sends ON/OFF commands for any two sequential DHC addresses (addresses are user programmable). Ideal for control of home lighting from a vehicle when entering garage or driveway. Uses long-life 3V CR2032 lithium battery (included). Must be used with HCPRF Transceiver. Color: Black

HCCKR-E

Universal Remote Control – Hand-held wireless remote control sends RF (radio frequency) command signals to HCPRF DHC Plug-In Transceiver for up to 256 DHC addresses. With an operating range of up to 50 ft. through walls and ceilings, it sends ON/OFF, DIM/BRIGHT and ALL ON/ALL OFF commands for lighting and ON/OFF commands for appliances. The universal remote will also control audio and video equipment including TVs, VCRs, cable boxes, satellite receivers, DVD and CD players and more. Functions as an all-in-one controller for lighting and audio/video systems, making it ideal for home theaters. Universal design also makes it suitable for all ages and abilities. Dual built-in timers can shut off TV and/or DHC devices up to 90 minutes after setting. Uses two AAA batteries. Must be used with HCPRF Transceiver. Color: Black

HCCUR-E

TESTING AND CODE COMPLIANCE

- UL Listed (File #E-66800)
- CSA Certified (File #LR-69519)
- NOM Certified (#057)
- Complies with FCC Part 15, Class B

Note: HCCUR is CSA Certified only. HCPRF-1TW is UL Listed, CSA Certified and NOM Certified. UL and CSA not required for HCCKR-E.

MATERIAL CHARACTERISTICS

Engineering Thermoplastic UL-94,V2 Rating
 Operating Temperature: 32°F to 131°F

NOTE: An HCA02-10E System Amplifier must be installed in all panels in every DHC installation to ensure adequate signal strength.

DHC CONTROLLERS – RED LINE

Specifications and Features

- Programmer adds user devised scheduling to DHC automated control of lights and appliances for greater convenience, energy savings and security
- Programmer and controllers send DHC switching commands over existing 60Hz 120VAC house wiring
- Dry contact transmitters link signaling from photocells, infrared sensors, security systems, motion sensors and other dry contact transmitters to DHC controlled devices
- Limited Two-Year Warranty

Programmer/Controller Products		UL	CSA
Description	Cat. No.	Color	
Basic Wall-Mounted Programmer – A powerful home automation controller that is easy to install and use. Compact, low-profile unit fits in single-gang wall box. Accepts up to four addresses; maximum two ON and two OFF commands per address. SECURITY mode randomly selects ON and OFF times to make an empty home appear occupied. ALL LIGHTS ON switch acts as a panic-button lighting system, switching on all DHC switch modules with one touch. DIM/BRIGHT command can automatically adjust lighting levels of all fixtures controlled by DHC dimming receivers. LED readout shows time and program status; battery back-up protects clock setting and program status for 10 hours during power interruption.	6312	W, I, A	
Table Top Controller** – Provides manual remote control for all 256 DHC addresses. Command functions include ON/OFF, ALL LIGHTS ON/ALL OFF and DIM/BRIGHT. The 6320 plugs into any 120VAC receptacle to transmit command signals over existing AC wiring.	6320		
Dry Contact Controllers** – Allow monitoring of up to four dry contact closures. 6315 Maintained Contact Transmitter sends ON or OFF command signals in response to contact opening or closure. 6316 Momentary Contact Transmitter sends ON or OFF command signals in response to contact closure, and no command signal upon contact openings. These units can be used with photocells, infrared sensors, security systems, motion sensors and any other dry-contact-based sensors. Installs in a single-gang wall box.	6315 6316	I	

Power to control side: 125V 60Hz AC Only	
LV Lead Color	Transmits To
Blue	A1*
Orange	A2*
Yellow	A3*
Brown	A4*

*Of any four sequential address codes within the same letter code group as the transmitter. CSA Certified except where indicated by **. No more than four controllers should be installed on a single branch circuit.

COLOR
Colors available as listed. 6312 available in White (-W), Ivory (-I) and Almond (-A).

TESTING AND CODE COMPLIANCE

- UL Listed (File #E-66800)
- CSA Certified (File #LR-54628)
- NOM Certified (#057)

MATERIAL CHARACTERISTICS
Engineering Thermoplastic UL-94, V2 Rating
Operating Temperature: 32°F to 131°F

NOTE: An HCA02-10E System Amplifier must be installed in all panels in every DHC installation to ensure adequate signal strength.



6312



6320



6315

DECORA HOME CONTROLS

DHC RECEIVERS – GREEN LINE

Scene Capable Wall Dimmers and Switches

Dimming wall switch receivers provide manual and remote ON/OFF switching and full range dimming for incandescent and magnetic low voltage loads. All feature Leviton's exclusive Intellisense technology to ensure top performance and reliability, even when noise is present on the AC power line. The preset feature turns lights ON at the last selected brightness level. And the soft ON/fade OFF feature provides an eye-pleasing effect and extended bulb life. Receivers are scene capable when used with HCCPG-1TW Toscana Programmer and HXC7S 7-Scene Controller and will respond to ON, OFF, DIM, BRIGHT, ALL LIGHTS ON/ALL OFF and SCENE commands. They also provide single pole and 3-way (multi-location) ON/OFF switching and full range dimming when used with MS00R-10 Multi-Remote (only applicable for LED models HCM06/HCM10-1D).

Typical applications include home theaters, dining rooms, chandeliers, living rooms with multiple high-hats, entrance ways and a wide range of mood lighting applications.

Scene Capable Wall Dimmers (with LED locator)

These scene capable receivers also provide 1-button programming for scene and address capturing and feature an LED brightness level display. Double Tap feature immediately adjusts light to full brightness without affecting the last selected brightness level. The HXS08-1TW Electronic Switch Receiver (2-way non-dimming) provides manual and remote ON/OFF switching for incandescent, magnetic low voltage, fluorescent and compact fluorescent lighting. Plus all 2-way receivers allow power line based 2-way status tracking with the DHC Toscana Deluxe Programmer and new 2-way capable controllers when receivers are changed locally.

Specifications and Features

Wall Dimmers and Switches

- 1-button programming
- Provides scene control capability when used with HXC7S-1TW DHC Scene Controller and HCCPG-1TW Toscana Programmer. Also backward compatible with 16400/16450-S and 16400/16450-SD Scene Controllers
- Provides 3-way and multi-location capability when used with MS00R-10 Remote (only applicable for one-way devices HCM06/10-1DW/1SW) See page 46 for more information
- Soft ON/fade OFF brightness levels extend bulb life
- LED locator and brightness display alongside rocker (LED models only)
- Fits in standard wall boxes
- Leviton's patented Intellisense technology virtually eliminates signal problems due to line noise
- Protected memory during minor power fluctuations
- Packed with ivory and white snap-on rocker/frame kit; optional snap-on rocker/frame color change kits sold separately. See color change kit chart
- Streamlined, popular Decora styling complements interiors and is compatible with other Decora devices
- Limited Two-Year Warranty

Modules

- Plug-in design requires no wiring
- HXP15-1TW provides manual and remote ON/OFF switching of plug-in lamps and appliances
- HCP03-10W provides manual and remote ON/OFF switching and full-range dimming for plug-in incandescent lamps
- 1-button programming through address capturing
- Scene capable when used with HXC7S-1TW 7-Scene Controller and HCCPG-1TW Toscana Deluxe Programmer
- Protected memory maintains status of plug-in loads and address programming during minor power fluctuations
- HXP15-1TW provides status tracking to notify power line based 2-way capable controllers of manual status changes
- Leviton's patented Intellisense technology virtually eliminates signal problems due to line noise
- Limited Two-Year Warranty

DECORA HOME CONTROLS

Scene Capable Wall Dimmers and Switches



Description	Cat. No.	Rating	Color*
Scene Capable Dimming Wall Switch Receiver with 1-button programming, LED locator and LED brightness display; 3-way capable when used with MS00R-10 Remote (see page 46 for more information)	HCM06-1D	Incandescent: 600W Magnetic Low Voltage: 600VA (450W) 120VAC 60Hz	W
Scene Capable Dimming Wall Switch Receiver with 1-button programming, LED locator and LED brightness display; 3-way capable when used with MS00R-10 Remote (see page 46 for more information)	HCM10-1D	Incandescent: 1000W Magnetic Low Voltage: 1000VA (750W) 120VAC 60Hz	W
Scene Capable Dimming Wall Switch Receiver with 1-button programming, 2-way communication, LED locator and LED brightness display; neutral required	HXM06-1T	Incandescent: 600W Magnetic Low Voltage: 600VA (450W) 120VAC 60Hz	W
Scene Capable Dimming Wall Switch Receiver with 1-button programming, 2-way communication, LED locator and LED brightness display; neutral required	HXM10-1T	Incandescent: 1000W, Magnetic Low Voltage: 1000VA (750W) 120VAC 60Hz	W
10 Amp Scene Capable Switch (non-dimming) with LED locator – Single pole and 3-way (multi-location) when used with MS00R-10 Remote (see page 46 for more information); neutral required; requires 6287 when used with electronic loads such as compact fluorescent lamps	HCS10-1S	Incandescent: 1200W Fluorescent and Magnetic Low Voltage: 1200VA 10A-120VAC 60Hz	W
8 Amp Scene Capable Electronic Switch Receiver (non-dimming) with LED locator; 1-button programming and 2-way communication; neutral required	HXS08-1T	8A Incandescent: 1000W Fluorescent and Magnetic Low Voltage: 1000VA (750W)	W
Scene Capable Dimming Switch – Single pole and 3-way (multi-location) when used with MS00R-10 Remote (see page 46 for more information), no LEDs; no neutral required for incandescent loads	HCM06-1S	Incandescent: 600W Magnetic Low Voltage: 600VA (450W) 120VAC 60Hz	W
Scene Capable Dimming Switch – Single pole and 3-way (multi-location) when used with MS00R-10 Remote (see page 46 for more information), no LEDs; no neutral required for incandescent loads	HCM10-1S	Incandescent: 1000W Magnetic Low Voltage: 1000VA (750W) 120VAC 60Hz	W

Use Leviton Power Extenders to extend the load capacity of DHC dimming wall switch receivers. (See page 64 for more information)



HCM06-1D



HXM06-1T



HCM06-1S

NOTE: An HCA02-10E System Amplifier must be installed in all panels in every DHC installation to ensure adequate signal strength.

DECORA HOME CONTROLS

Color Change Kits for Wall Dimmers and Switches (Rocker and Frame)

Receiver	Ivory	White	Almond	Gray	Black
HCM06/10-1D	DRKDD-1LI	DRKDD-1LW	DRKDD-1LA	DRKDD-1LG	DRKDD-1LE
HXM06/10-1T	DRKDD-1LI	DRKDD-1LW	DRKDD-1LA	DRKDD-1LG	DRKDD-1LE
HXS08-1T	DRK0D-1LI	DRK0D-1LW	DRK0D-1LA	DRK0D-1LG	DRK0D-1LE
HCS10-1S	DRK0S-0LI	DRK0S-0LW	DRK0S-0LA	DRK0S-0LG	DRK0S-0LE
HCM06/10-1S	DRK0D-1LI	DRK0D-1LW	DRK0D-1LA	DRK0D-1LG	DRK0D-1LE

*COLOR

Colors available as listed. See chart for rocker and frame kits (available separately).

*Ivory kit included

TESTING AND CODE COMPLIANCE

- UL Listed (File #E-31373)
- CSA Certified (File #LR-3413)
- NOM Certified (#057)
- UL 1472 Listed

MATERIAL CHARACTERISTICS

Engineering Thermoplastic UL-94,V2 Rating
Operating Temperature: 32°F to 131°F

Scene Capable Plug-In Receiver Modules



Description	Cat. No.	Rating
<p>Scene Capable Plug-In Appliance Module with 1-Button Programming and 2-Way Communication – This module provides 1-button programming through address capturing. With no wiring necessary, it plugs into any 15A-125V grounding receptacle and provides NEMA 5-15R grounding receptacle for lights and appliances. Features include manual and remote ON/OFF switching for a variety of free-standing lights and appliances as well as scene capability (ON/OFF switching) when used with the HXC7S-1TW 7-Scene Controller and the HCCPG-1TW Toscana Deluxe Programmer. It responds to ON, OFF, ALL LIGHTS ON/ALL OFF and SCENE COMMANDS, and its push button allows manual ON/OFF control. A status tracking feature notifies 2-way capable controllers of manual status changes, and Intellisense technology delivers the utmost in reliability, even with constant noise on the AC power line. With LED locator light.</p>	HXP15-1TW	120VAC 60Hz, 1800VA Fluorescent, 15A Resistive, 1/2 HP Motor Loads @ 120VAC
<p>Scene Capable Plug-In Lamp Module with 1-Button Programming – This module provides 1-button programming through address capturing. It also includes remote ON/OFF switching, manual ON switching and remote full-range dimming for plug-in incandescent lamps. No wiring is necessary, and it plugs right into a 15 Amp AC outlet. It features local control of any lamp plugged into it, and provides scene control capability when used with the HXC7S-1TW 7-Scene Controller and the HCCPG-1TW Toscana Deluxe Programmer. The HCP03 is also backward compatible with 16400/16450-S and 16400/16450-SD DHC Scene Controllers. Plus, it's equipped with Intellisense technology for the utmost in reliability, even with constant noise on the AC power line. The HCP03 responds to ON, OFF, DIM, BRIGHT, ALL LIGHTS ON/ALL OFF and SCENE LIGHTING commands, and it features "load sensing", which allows a lamp to be turned ON manually using the lamp's own switch or the ON/OFF button on the module. Color: White</p>	HCP03-10W	120VAC 60Hz, 300W Incandescent



HXP15-1TW



HCP03-10W

TESTING AND CODE COMPLIANCE

- UL Listed (File #E-66800)
- CSA Certified (File #LR-54628)
- NOM Certified (#057)

MATERIAL CHARACTERISTICS

Engineering Thermoplastic UL-94,V2 Rating
Operating Temperature: 32°F to 131°F

DECORA HOME CONTROLS

DHC RECEIVERS – RED LINE

Specifications and Features

Wall Switch Receivers

- Fits in standard wall boxes and replaces regular switches to provide manual and remote ON/OFF switching of lighting and appliances. 6381-WI dimming switch rated for incandescent lighting only
- Leviton's patented Intellisense technology virtually eliminates signal problems due to line noise
- Uses existing 60Hz 120VAC house wiring to add multi-location switching without resorting to complicated and costly conventional wiring means
- Streamlined, popular Decora styling complements interiors and is compatible with other Decora devices
- Limited Two-Year Warranty

Wall Switch Remotes and Receivers


- Remote units provide multi-location capability to dimmer and switch receivers
- Fits in standard wall boxes to replace regular switches
- Leviton's patented Intellisense technology virtually eliminates signal problems due to line noise
- 6371 heavy duty appliance switch available for automated control of heavy duty loads such as air conditioning and pool pumps
- Streamlined, popular Decora styling complements interiors and is compatible with other Decora devices
- Limited Two-Year Warranty

Receptacle Receivers

- Available in commonly used NEMA configurations
- Fits in standard wall boxes to replace regular receptacles
- Leviton's patented Intellisense technology virtually eliminates signal problems due to line noise
- Streamlined, popular Decora styling complements interiors and is compatible with other Decora devices
- Limited Two-Year Warranty

Receiver Modules

- Universal low voltage module can automate devices operated at low voltages such as sprinklers, skylights and heating/AC systems
- Fixture modules provide direct control for fixtures where only remote control is necessary
- Limited Two-Year Warranty

Wall Switch Receivers 		
Description	Cat. No.	Rating
Single Pole Switch – Equipped with Intellisense (gated automatic gain control), this switch provides manual and remote ON/OFF control. It can be set to any of 256 DHC address codes to switch incandescent, inductive or resistive loads where dimming is not required. The 6291 responds to ON, OFF and ALL LIGHTS ON/ALL OFF commands, and wires easily into any standard wall box using terminal screws. Neutral connection required. The pilot light is ON when switch is ON. Code wheels are located beneath rocker plate. Packed with ivory and white rocker and frame. Kits for other colors must be purchased separately (see chart). Requires 6287 when used with electronic loads such as compact fluorescent lamps.	6291-WI	15A-120VAC 60Hz Incandescent, Inductive or Resistive
3-Way (Multi-Location) Switch - Equipped with Intellisense (gated automatic gain control), it provides manual and remote ON/OFF control in multi-station switching circuits when used in conjunction with one or more 6294 Remote Switches. The 6293 can be set to any of 256 DHC address codes to switch incandescent, inductive or resistive loads where dimming is not required. It responds to ON, OFF and ALL LIGHTS ON/ALL OFF commands and wires easily into any standard wall box using terminal screws. Neutral connection required. The pilot light is ON when switch is ON. Code wheels are located beneath rocker plate. For proper operation, the total length of traveler wire between multi-location switch and remote should not exceed 90 feet. Packed with ivory and white rocker and frame. Kits for other colors must be purchased separately (see chart).	6293-WI	15A-120VAC 60Hz Incandescent, Inductive or Resistive

Color Change Kits for Wall Switch Receivers (Rocker and Frame)

Ivory	White	Almond	Gray	Black
DRK0R-00I	DRK0R-00W	DRK0R-00A	DRK0R-00G	DRK0R-00E

TESTING AND CODE COMPLIANCE

- UL Listed (File #E-66800)
- CSA Certified (File #LR-54628)
- NOM Certified (#057)

MATERIAL CHARACTERISTICS

Engineering Thermoplastic UL-94,V2 Rating
 Operating Temperature: 32°F to 131°F

Wall Switch Remotes and Receivers

Description	Cat. No.	Rating	Color
3-Way and 4-Way (Multi-Location) Remote Switch – For use with 6293 DHC Multi-Location Switch as a remote switch. The 6294 provides 3-way, 4-way and higher-level control in conjunction with these units. It cannot be used for any other purpose in the DHC network. The unit wires easily into standard wall boxes using terminal screws. For proper operation, the total length of traveler wire between a multi-location switch and a remote should not exceed 90 feet. For use with 6293 unit only.	6294	No Load Rating - 120VAC	W, I, A
Double Pole Wall Switch – Equipped with Intellisense (gated automatic gain control), The 6371 provides local and remote ON/OFF control. It responds to ON/OFF and ALL OFF commands from controllers and can be set to any of the 256 DHC address codes. Intended for control of pool pumps, air conditioning units, spa heaters and pumps and other large residential loads. Wires easily into any standard wall box by means of 6-inch leads.	6371-I	20A 2HP 250VAC 60Hz	I

Color Change Kits for Wall Switch Receivers (Rocker and Frame)

Ivory	White	Almond	Gray	Black
DRK0R-00I	DRK0R-00W	DRK0R-00A	DRK0R-00G	DRK0R-00E

COLOR

Colors available as listed.

TESTING AND CODE COMPLIANCE

- UL Listed (File #E-66800)
- CSA Certified (File #LR-54628)
- NOM Certified (#057)

MATERIAL CHARACTERISTICS

Engineering Thermoplastic UL-94,V2 Rating
 Operating Temperature: 32°F to 131°F



6293-WI



6371-I

DECORA HOME CONTROLS



6227



6280



6296

Receptacle Receivers

Description	Cat. No.	Rating	Color
Split Duplex Wall Receptacle – Equipped with Intellisense (gated automatic gain control). Its top outlet provides remote ON/OFF load control in response to controller command signals, and its bottom outlet is continuously live. Local control of any light or appliance plugged into the controlled outlet can be achieved by switching the load ON/OFF switch once or twice. The 6227 will not respond to ALL LIGHTS ON command, and it fits into any standard wall box (supplied with leads for easy installation).	6227	15A-120VAC 60Hz AC only; NEMA 5-15R	W, I, A
Duplex Wall Receptacle – Equipped with Intellisense (gated automatic gain control). Same as 6227, but with both top and bottom outlets providing ON/OFF control in response to controller command signals. Feed-through load lead allows control of receptacles downstream. It will not respond to ALL LIGHTS ON command. No local control available.	6280	15A-120VAC 60Hz AC only; NEMA 5-15R	W
Single Wall Receptacle** - Equipped with Intellisense (gated automatic gain control). The 6296 provides ON/OFF control, and no local control is available. The 6296 wires easily into any standard wall box using supplied 6-inch leads. It will not respond to ALL LIGHTS ON command.	6296	15A-120VAC 60Hz AC only; NEMA 5-20R	W, I
Single Wall Receptacle** - Equipped with Intellisense (gated automatic gain control). The 6298 provides ON/OFF control, and no local control is available. It wires easily into any standard wall box using supplied 6-inch leads. It will not respond to ALL LIGHTS ON command.	6298	20A-250VAC 60Hz AC only; NEMA 6-20R	W

CSA Certified except where indicated by **

TESTING AND CODE COMPLIANCE

- UL Listed (File #E-66800)
- CSA Certified (File #LR-54628)
- NOM Certified (#057)

MATERIAL CHARACTERISTICS

Engineering Thermoplastic UL-94, V2 Rating
Operating Temperature: 32°F to 131°F

DECORA HOME CONTROLS

Receiver Modules



Description	Cat. No.	Rating
Universal Low Voltage Module – Almost any device operated at low voltages can now be automated using the 6337. This receiver interfaces between the low voltage device and the 120VAC wiring network. It receives an ON or OFF command from DHC transmitters and can operate sprinkler systems, designated lighting, skylight closures, heating systems, garage door openers and other lighting and motor loads. Simply connect LV wiring to the screw terminal on the module and plug it into any 120V wall outlet. In addition to switching contacts, the 6337 has a built-in alarm that can be set to sound whenever the switch contacts are closed. The 6337 can be set to operate the relay only, the alarm only, or both the relay and the alarm. The 6337 can also be set for momentary operation so that the relay and/or the alarm will be turned on for approximately 2 seconds in response to any ON command. Does not respond to ALL LIGHTS ON or DIM/BRIGHT commands. Contacts: 5A 12V DC, 100VA 30V DC Inductive	6337	No Load Rating 120VAC 60Hz AC only
Fixture Relay Module – Can be mounted at either an incandescent or fluorescent fixture by means of adhesive strips. Responds to ON/OFF commands from controllers. Equipped with leads for easy installation.	6375	15A-120VAC 60Hz AC only, Incandescent, Inductive or Resistive
Dimming Fixture Module – Can be mounted at an incandescent fixture by means of adhesive strips. Responds to ON/OFF, DIM/BRIGHTEN and ALL LIGHTS ON/ALL OFF commands from controllers. Equipped with leads for easy installation.	6376	300W Incandescent 120VAC 60Hz AC only

Use Leviton Power Extenders to extend the load capacity of DHC dimming wall switch receivers. (See page 64 for more information)

TESTING AND CODE COMPLIANCE

- UL Listed (File #E-66800)
- CSA Certified (File #LR-54628)
- NOM Certified (#057)

MATERIAL CHARACTERISTICS

Engineering Thermoplastic UL-94,V2 Rating
Operating Temperature: 32°F to 131°F



6298



6337



6375

DHC RF PRODUCTS, AMPLIFIERS AND NOISE FILTERS

Specifications and Features

Surge Protective Devices

- Real time diagnostic visual indicator shows power and suppression status for each protected phase
- 51110-PTC Multi-Media Panel protects AC, phone/fax/modem and CATV/satellite lines from transient voltage surges
- 52120-M2H features user-replaceable surge modules
- Limited 10-Year Warranty

Couplers and Attenuator

- HCA02-10E System Amplifier/Coupler/Repeater must be installed in all DHC installations to ensure adequate signal strength
- 6284 and 6285 are used to stop extraneous noise and signals from degrading DHC network operation
- Limited Two-Year Warranty

Wall Switch Receiver

- These devices are designed to eliminate interference from appliances, electronic ballasts and home electronics in order to ensure top performance from DHC systems
- Limited Two-Year Warranty



51120-1



51110-PTC

Network Integrity Products



Panel-Mounted Surge Protective Devices (SPD) – Provides homes with protection from high-energy transient voltage surges that can damage sensitive electronic circuits in computers, audio and video components and electronic appliances. DHC components incorporate micro-circuitry and Leviton highly recommends protecting the DHC network from power line surges. Leviton panel-mounted surge protective devices feature unique hybrid suppression circuitry for outstanding surge protection. The following devices are compatible with all DHC components.

Description	Cat. No.	Rating	Max. Surge Current (8 X 20µs wave) L-N	UL1449 Rating L-N
Single Phase – Standard J-box metal enclosure with pre-punched standard knockouts	51120-1	120/240VAC	50kA	500V
3 Phase WYE – Standard J-box metal enclosure with pre-punched standard knockouts	51120-3	120/208VAC	50kA	500V
Single Phase – NEMA 3R enclosure suitable for outdoor use	51120-3R	120/240VAC	50kA	800V
Single Phase – Features sine wave tracking, redundant protection and replaceable/surge modules; NEMA 12 enclosure with hinged cover	52120-M2H	120/240VAC	100kA	400V
Single Phase Multi-Media Panel – Provides surge protection for AC power line, 2 pairs of phone/fax/modem connections and dual CATV/satellite feeds using F connectors; painted steel NEMA 1 enclosure with 4 perforated 7/8" knockouts	51110-PTC	120/240VAC	AC: 48kA Tel: 1.9kA @ 3.8kV CATV: 2kA	AC: 400V Tel: 220V CATV: 25V

Note: A panel-mounted surge protective device should be installed at the service panel in every DHC installation.

TESTING AND CODE COMPLIANCE

- Listed to UL 1449 (2nd Edition) Standards
- UL Listed (File #E-146315)
- CSA Certified (File #LR-94773)
- NOM Certified (#057)

MATERIAL CHARACTERISTICS

Engineering Thermoplastic UL-94,V2 Rating
 Operating Temperature: 32°F to 131°F

Network Integrity Products



Description	Cat. No.	Rating
System Amplifier/Coupler/Repeater with Built-In Test Signal Generator – Performs a variety of functions to ensure outstanding DHC system performance and reliability. Couples transmitter (programmer and controller) signals generated on the 120V leg where the transmitter draws power onto the other leg in a 120/240V single phase 3-wire residential wiring system. The HCA02-10E also amplifies and repeats command signals to maintain proper signal strength through the DHC system. Green pilot light indicates unit has power. Lamp will indicate when signal is being transmitted. A red error LED indicates the Intellisense feature is activated. The unit provides convenient test signal transmission for easy signal strength verification at individual DHC module locations using the 6386 Signal Strength Indicator. The HCA02-10E should be installed at the main panel on its own dedicated 15A breaker in accordance with NEC requirements. The HCA02-10E cannot be used in a 3-phase system.	HCA02-10E	—
Signal Bridge/Passive System Coupler – Couples the DHC command signal onto the 120V legs of the power system to ensure sufficient command signal strength throughout the DHC network. (Note: 6299 should NOT be installed in the same panel as HCA02-10E).	6299	120/240V 60Hz AC only
Signal Attenuator, 2-Phase – Attenuates (“knocks down”) external noise and signal levels entering the DHC network. The 6285 can be used to block interference from appliances, electronic ballasts and home electronics to ensure top performance from the DHC network. Also used to block signal leakage (attenuation) caused by capacitive filters and electronic power supplies.	6285	2-Phase 120/240V and 120/208V 60Hz AC only
Multi-Phase Blocking Coupler – The 6284 is installed between the incoming electrical service and the service panel in apartment buildings, condominiums, attached-unit dwellings and homes sharing the same side of the electrical transformer. Keeps extraneous electronic noise and signals from entering or leaving the DHC network.	6284	120V, 120/240V and 120/208V 60Hz AC – Max. 200 Amp panel

Note: An HCA02-10E System Amplifier must be installed in all panels in every DHC installation to ensure adequate signal strength.

TESTING AND CODE COMPLIANCE

- UL Listed (File #E-66800)
- CSA Certified (File #LR-3413)
- NOM Certified (#057)

MATERIAL CHARACTERISTICS

Engineering Thermoplastic UL-94,V2 Rating
 Operating Temperature: 32°F to 131°F



HCA02-10E



6299

DECORA HOME CONTROLS



6287



6288



6289



6386

Network Integrity Products



Description	Cat. No.	Rating
Noise Block- The 6287 is designed for use with DHC switch modules that include a means for connection to neutral. This device may be wired on the LOAD side of a DHC switch module (except 6383), or on the LINE side of any fixture using an electronic ballast, a low voltage ballast or any noise generating source that does not require more than 5A 120VAC. The 6287 prevents interference generated by fixture components from interfering with DHC signals.	6287	5A-120V 60Hz AC only
Plug-In Noise Filter – Electrical appliances may generate “noise” that could interfere with proper signal transmission. When the offending appliance is isolated and plugged into the 6288 Noise Filter, which is in turn plugged into a receptacle, stray noise is filtered out, ensuring a clear signal. Color: Brown	6288	5A-120V 60Hz AC only
In-Line Noise Reducer – The 6289 Noise Reducer filters electrical “noise” and signals with frequencies above and below the 121 kHz signal. The 6289 may be installed at the “noise” or signal source or at the module affected by the interference. Depending on the source of the interference, the 6289 may be wired phase to neutral or phase to phase.	6289	—
DHC Power Line Carrier Test Equipment Signal Strength Indicator – Measures command signal strength at individual module locations. Minimum signal strength required for proper DHC Power Line Carrier component operation is 100mV.	6386	—

TESTING AND CODE COMPLIANCE

- UL Listed (File #E-66800)
- NOM Certified (#057)

MATERIAL CHARACTERISTICS

Engineering Thermoplastic UL-94,V2 Rating
 Operating Temperature: 32°F to 131°F



LEVITON®

The Vizia +™ Collection

A natural for lighting control and
wireless home automation



The Vizia +™ Collection is a natural choice for today's smart home. Featuring a stylish form factor, it offers Vizia +™ standard lighting controls and Vizia RF +™, a wireless home automation system with Z-Wave® technology. The collection is easy to install, increases bulb life and helps homeowners save energy. Tap into its power to transform a home.

For more information, visit www.leviton.com/viziarf

Audio/Video Comes Home



Shorewood, WI

HOME ENTERTAINMENT

From intimate to spacious, every style of living has one thing in common: the “good life” sounds better with an installed home entertainment system. And Leviton has a system to make entertaining with sound and vision easy in any type of home. Leviton Spec-Grade Sound™ speakers are an ideal balance between performance and value. Leviton/JBL systems—in partnership with the most renowned brand in audio—bring the concept of “home entertainment” to a new level by bringing the pro sound experience to the home. And award-winning Leviton Architectural Edition™ components ensure that an installed entertainment system has no weak links.

Leviton Architectural Edition™ powered by JBL systems	224
Leviton Architectural Edition™ components	236
Spec-Grade Sound™ speakers	243
Other Audio Products	246



LEVITON ARCHITECTURAL EDITION™ POWERED BY JBL SYSTEMS

As the speaker of choice for music and film professionals, JBL systems perform in concerts, clubs, recording studios and behind the screens of the best motion picture theaters around the world. When music and film professionals who create and record sound for a living have to “get it right,” they insist on JBL. Because they know JBL systems deliver all the clarity, accuracy and impact of the original performance. When it comes to entertaining at home, why settle for less than the recording industry’s best?

Through the Leviton Architectural Edition powered by JBL program, it’s easier than ever to build premium JBL quality and performance into the home—and transform a living room into a cinema, a deck into an outdoor concert, a kitchen into an elegant bistro, or a dining room into a dance hall. Even a master bath turns into a luxurious private retreat.

Most important, Leviton/JBL systems are the product of precision engineering, advanced audio technology, painstaking craftsmanship and the latest advances in materials—the same technologies, features and performance that make JBL the first choice of professionals. And they are offered through a select network of quality homebuilders and trained installation professionals working with Leviton, the leader in home connectivity systems.



iPod sold separately.

LEVITON ARCHITECTURAL EDITION POWERED BY JBL SYSTEMS

IN-WALL/IN-CEILING SPEAKERS

Most speaker brands say their products are designed for “demanding” residential installations. JBL speakers, however, are designed to a much higher standard: that of the recording studio, where quality of sound is absolutely mission-critical. So, JBL studio monitors incorporate the most advanced audio materials, technologies and precision engineering available to achieve the performance demanded by artists and professionals who create music and film soundtracks for a living. That’s why more music and film professionals depend on JBL speakers to mix, master and monitor their work than all other speaker brands combined.

Many of these same features and technologies are built-into selected models in the Leviton Architectural Edition powered by JBL series, including Elliptical Oblate Spheroidal™ (EOS™) Waveguides for improved high frequency dispersion throughout the listening area, Titanium-laminate drivers for the ultimate in musical accuracy and clarity, and HeatScape™ magnetic structures for greater bass impact and realism. Whatever the application, when the specs call for JBL In-Wall and In-Ceiling Speakers the performance is guaranteed to bring a new meaning to the phrase “home entertainment.”

Specifications and Features

- JBL Titanium-laminate drivers for maintaining musical accuracy and clarity even at frequency extremes
- Straight-line Signal Path™ (SSP™) crossover network for minimal signal distortion
- Long-excursion woofers with butyl-rubber half-round surrounds and extended pole-piece magnetic structures for maximum bass impact and dynamic range
- Low-diffraction, swivel-tweeter mounting system for optimum stereo imaging
- Heavy-duty push-type input terminals for long-term connection integrity
- Integrated dog-ear mounting brackets (optional rough-in kits available for pre-construction installation in new homes)
- Acoustically-transparent paintable baffles and grilles



AEI65



AEI80

Leviton Architectural Edition powered by JBL In-Wall Speakers

	AEI65 6.5" (170 mm) Two-Way In-Wall Loudspeaker	AEI80 8" (200 mm) Two-Way In-Wall Loudspeaker
Cat. No.	AEI65	AEI80
Driver complement	1" (25 mm) Titanium-laminate dome tweeter; 6.5" (170 mm) Titanium-laminate woofer	1" (25 mm) Titanium-laminate dome tweeter; 8" (200 mm) Titanium-laminate woofer
Frequency Response (-10dB)	38 Hz-20 kHz	30 Hz-20 kHz
Sensitivity (2.83V/1m)	88 dB	89 dB
Power Handling	80 Watts	100 Watts
Impedance	Nominal 8 Ohms	Nominal 8 Ohms
Height	11" (279 mm)	13.12" (333 mm)
Width	8.5" (226 mm)	10.12" (257 mm)
Depth	3.87" (98 mm)	4" (102 mm)
Mounting Cutout size	7.13" x 9.69" (181.1mm x 246.1 mm)	8.88" x 11.81" (225.55 mm x 299.97 mm)
Weight	5 lb/2.3 kg per speaker	7.8 lb/3.5 kg per speaker
	Sold in pairs	Sold in pairs

Note: Features and Specifications subject to change

LEVITON ARCHITECTURAL EDITION™ POWERED BY JBL SYSTEMS



AEC65



AEC80



AEM65

Leviton Architectural Edition powered by JBL In-Ceiling Speakers

	AEC65 6.5" (170 mm) Two-Way In-Ceiling Loudspeaker	AEC80 8" (200 mm) Two-Way In-Ceiling Loudspeaker	AEM65 6.5" (170 mm) Two-Channel/Single Location Two-Way In-Ceiling Loudspeaker
Cat. No.	AEC65	AEC80	AEM65
Driver complement	1" (25 mm) Titanium-laminate dome tweeter; 6.5" (170 mm) Titanium-laminate woofer	1" (25 mm) Titanium-laminate dome tweeter; 8" (200 mm) Titanium-laminate woofer	Dual .75" (19 mm) Titanium-laminate dome tweeters; One 6.5" (170 mm) Dual voice-coil Titanium-laminate woofer
Frequency Response (-10dB)	40 Hz-20 kHz	32 Hz-20 kHz	40 Hz-20 kHz
Sensitivity (2.83V/1m)	88 dB	89 dB	88 dB with both channels driven
Power Handling	80 Watts	100 Watts	100 Watts total (50 Watts/channel)
Impedance	Nominal 8 Ohms	Nominal 8 Ohms	Nominal 8 Ohms
Diameter	9.18" (233 mm)	10.87" (275 mm)	9.18" (233 mm)
Depth	4.25" (108 mm)	4.25" (108 mm)	4.25" (108 mm)
Mounting Cutout size	7.88" (200.15 mm) Diameter	9.50" (240mm) Diameter	7.88" (200.15 mm) Diameter
Weight	4.5 lb/2.0 kg per speaker	5.6 lb/2.5 kg per speaker	4 lb/1.8 kg per speaker
	Sold in pairs	Sold in pairs	Sold one each

Note: Features and Specifications subject to change

PRE-CONSTRUCTION KITS

Leviton/JBL pre-construction kits ensure that speaker locations and wiring are preserved and protected during construction, allowing for a cleaner, faster and more precise installation during the trim-out stage.

Pre-Construction Kits for Ceiling and In-Wall Speakers

Description	Cat. No.
Leviton Architectural Edition powered by JBL In-Wall Center Shelf Pre-Construction kit (for use with AEI55)	AEPIS-KIT
Leviton Architectural Edition powered by JBL 6.5" Pre-Construction Speaker Kit for In-Wall Speaker	AEPI6-KIT
Leviton Architectural Edition powered by JBL 8" Pre-Construction Speaker Kit for In-Wall Speaker	AEPI8-KIT
Leviton Architectural Edition powered by JBL 6.5" Pre-Construction kit for In-Ceiling Speaker	PCC55-KIT
Leviton Architectural Edition powered by JBL 8" Pre-Construction Speaker kit for In-Ceiling Speaker	AEPC8-KIT

LEVITON ARCHITECTURAL EDITION POWERED BY JBL SYSTEMS

OUTDOOR/ALL-WEATHER SPEAKERS

As the speaker brand delivering sound to more concerts and venues than any other (including all three Woodstock festivals), JBL is very qualified to provide outdoor sound for today's homes, where outdoor/all-weather speakers are now a "must have" amenity. This is especially critical with today's new homes, where the ability to entertain and relax outdoors—on the deck, patio or around the pool—is considered to be an essential selling feature, making outdoor sound an essential amenity. Because outdoor music is more important than ever, the Leviton Architectural Edition powered by JBL line offers two outdoor/utility speaker solutions. Each is based on a professional counterpart and engineered to withstand long-term exposure to the elements while delivering full performance. Both bring a truly professional listening experience to a deck, patio or poolside—wherever people expect to relax and entertain with comfort and style outside their home.

Specifications and Features

- Elliptical Oblate Spheroidal™ (EOS™) Waveguide technology for improved high-frequency dispersion
- Titanium-laminate (AEN24) or pure titanium (AES36) tweeter for maintaining musical accuracy and clarity even at frequency extremes
- WeatherPlas™ (polymer-coated cellulose fiber cone) woofers with rubber surround, high-temperature/oversized Kapton® voice coils, and HeatScape™ motor structures
- Straight-line Signal Path™ (SSP™) crossover networks for minimal signal distortion
- 5-way binding post input terminals for long-term connection integrity
- Mounting brackets (AEN24) and/or special mounting hardware (AES36) included
- Sold in pairs



AEN24



AES36

Leviton Architectural Edition powered by JBL Outdoor Speakers

	AEN24 Outdoor/All-Weather Two-Way Loudspeaker	AES36 Outdoor/All-Weather Three-Way Loudspeaker
Cat. No.	AEN24	AES36
Driver complement	.75" (19 mm) Titanium-laminate dome tweeter; 4" (100 mm) WeatherPlas™ (polymer-coated cellulose fiber cone) woofer with rubber surround, high-temperature/oversized Kapton® voice coil, and HeatScape™ motor structure	1" (25 mm) Pure Titanium shielded dome tweeter; 4" (100 mm) WeatherPlas shielded midrange with Linear Field Proximity (LFP) bezel; 6" (150 mm) WeatherPlas™ (polymer-coated cellulose fiber cone) shielded woofer with rubber surround, high-temperature/oversized Kapton® voice coil, Symmetrical Field Geometry (SFG™) magnet design and cast aluminum basket
Frequency Response (-3dB):	75 Hz-20 kHz	60 Hz-20 kHz
Sensitivity (2.83V/1m)	86 dB	90 dB
Power Handling	100 Watts	150 Watts
Impedance	Nominal 8 Ohms	Nominal 8 Ohms
Height	9.5" (241 mm)	10.25" (260 mm)
Width	6.25" (159 mm)	14.62" (371 mm)
Depth	4.75" (121 mm)	5" (127 mm)
Weight	4.5 lb/2.1 kg per speaker	11 lb/5 kg per speaker
	Sold in pairs	Sold in pairs

Note: Features and Specifications subject to change

LEVITON ARCHITECTURAL EDITION™ POWERED BY JBL SYSTEMS



AEI55



AEI65



AEI80

HOME THEATER COMPONENT SPEAKERS

JBL systems measure up to higher standard than typical “home” theaters, because more JBL speakers are found in film recording studios and behind the screens of the worlds best movie theaters than any other brand. In the Leviton/JBL program, the same professional features and technologies that set JBL apart from the rest are ready for installation into advanced home theater systems—including leading-edge driver materials for clarity and definition, advanced crossover networks for signal purity, and “overbuilt” magnetic structures for maximum output and long-term reliability. Even the acoustically-transparent grilles concealing this speaker technology are inspired by JBL’s years of professional experience in behind-the-screen theater sound systems.

Whether installed in a living room, family room, den or other entertainment space, Leviton Architectural Edition powered by JBL home theater speaker systems will thrill listeners with a theater quality listening experience.

Specifications and Features

JBL In-Wall/In-Ceiling Speakers

- JBL Titanium-laminate drivers (AEI65/80 in-wall and AEC65/80 and AEM65 in-ceiling models) or pure Titanium tweeter and Polymer-coated aluminum woofers (AEI55 installed center channel model) for maintaining musical accuracy and clarity even at frequency extremes
- Straight-line Signal Path™ (SSP™) crossover network for minimal signal distortion
- Long-excursion woofers with butyl-rubber half-round surrounds and extended pole-piece magnetic structures for maximum bass impact and dynamic range
- Low-diffraction, swivel-tweeter mounting system for optimum stereo imaging
- Heavy-duty push-type input terminals for long-term connection integrity
- Integrated dog-ear mounted brackets (optional rough-in kits available for pre construction installation in new homes)
- Acoustically-transparent paintable baffles and grilles

JBL Shelf-Mount Speaker

- Shelf-Mount Center Channel Speaker
- Straight-line Signal Path™ (SSP™) crossover network for minimal signal distortion
- Dual 5-inch JBL PolyPlas™ cone woofers
- FreeFlow™ flared port for increased bass response without adding unwanted port noise
- Elliptical Oblate Spheroidal™ (EOS™) waveguide technology for improved high-frequency dispersion
- Acoustically-transparent silver grille included

JBL Subwoofer

- High efficiency, high current switching amplifier
- JBL’s PolyPlas™ woofer for low frequencies
- FreeFlow™ flared port for increased bass response without adding unwanted port noise
- Variable low-pass crossover frequency controls and a phase switch allow for adjusting the AESUB to be adjusted to a room’s particular acoustics and an individual’s personal preference
- LFE and line level inputs for maximum connection flexibility
- Acoustically-transparent silver grille included

Straight-line Signal Path™, PolyPlas™, FreeFlow™, IsoPower™, Elliptical Oblate Spheroidal™, WeatherPlas™ and HeatScape™ are trademarks of Harman International Industries, Incorporated. Kapton® is a registered trademark of El du Pont de Nemours and Company.

LEVITON ARCHITECTURAL EDITION POWERED BY JBL SYSTEMS

Leviton Architectural Edition powered by JBL Home Theater In-Wall Speakers

	AEI55 Dual 5" Two-Way In-Wall Center Channel Home Theater Loudspeaker	AEI65 6.5" (170 mm) Two-Way In-Wall Loudspeaker	AEI80 8" (200 mm) Two-Way In-Wall Loudspeaker
Cat. No.	AEI55	AEI65	AEI80
Driver complement	1" (25 mm) Pure Titanium dome tweeter; Two 5" (125mm) Polymer-coated aluminum woofers	1" (25 mm) Titanium-laminate dome tweeter; 6.5" (170 mm) Titanium-laminate woofer	1" (25 mm) Titanium-laminate dome tweeter; 8" (200 mm) Titanium-laminate woofer
Frequency Response (-10dB)	40 Hz-20 kHz	38 Hz-20 kHz	30 Hz-20 kHz
Sensitivity (2.83V/1m)	88 dB	88 dB	89 dB
Power Handling	120 Watts	80 Watts	100 Watts
Impedance	Nominal 8 Ohms	Nominal 8 Ohms	Nominal 8 Ohms
Height	7.5" (191 mm)	11" (279 mm)	13.12" (333 mm)
Width	15.37" (391 mm)	8.5" (226 mm)	10.12" (257 mm)
Depth	3.87" (98mm)	3.87" (98 mm)	4" (102 mm)
Mounting Cutout size	14" x 6" (356 mm x 152 mm)	7.13" x 9.69" (181.1 mm x 246.1 mm)	8.88" x 11.81" (225.55 mm x 299.97 mm)
Weight	5.7 lb/2.6 kg per speaker Sold one each	5 lb/2.3 kg per speaker Sold in pairs	7.8 lb/3.5 kg per speaker Sold in pairs

Note: Features and Specifications subject to change

Leviton Architectural Edition powered by JBL Home Theater In-Ceiling Speakers

	AEC65 6.5" (170 mm) Two-Way In-Ceiling Loudspeaker	AEC80 8" (200 mm) Two-Way In-Ceiling Loudspeaker	AEM65 6.5" (170mm) Two-Channel/Single Location Two-Way In-Ceiling Loudspeaker
Cat. No.	AEC65	AEC80	AEM65
Driver complement	1" (25 mm) Titanium-laminate dome tweeter; 6.5" (170 mm) Titanium-laminate woofer	1" (25 mm) Titanium-laminate dome tweeter; 8" (200 mm) Titanium-laminate woofer	Dual .75" (19 mm) Titanium-laminate dome tweeters; One 6.5" (170 mm) Dual voice-coil Titanium-laminate woofer
Frequency Response (-10dB)	40 Hz-20 kHz	32 Hz-20 kHz	40 Hz-20 kHz
Sensitivity (2.83V/1m)	88 dB	89 dB	88 dB with both channels driven
Power Handling	80 Watts	100 Watts	100 Watts total (50 Watts/channel)
Impedance	Nominal 8 Ohms	Nominal 8 Ohms	Nominal 8 Ohms
Diameter	9.18" (233 mm)	10.87" (275 mm)	9.18" (233 mm)
Depth	4.25" (108 mm)	4.25" (108 mm)	4.25" (108 mm)
Mounting Cutout size	7.88" (200.15 mm) Diameter	9.50" (240mm) Diameter	7.88" (200.15 mm) Diameter
Weight	4.5 lb/2.0 kg per speaker Sold in pairs	5.6 lb/2.5. kg per speaker Sold in pairs	4 lb/1.8 kg per speaker Sold one each

Note: Features and Specifications subject to change



AEC65



AEC80



AEM65

LEVITON ARCHITECTURAL EDITION™ POWERED BY JBL SYSTEMS



AECSS

Leviton Architectural Edition powered by JBL Home Theater Shelf-Mount Speaker

AECSS Dual 5" Two-way Shelf-Mount Center Channel Loudspeaker

Cat. No.	AECSS
Driver complement	.75" (19 mm) Titanium-laminate dome shielded Tweeter; Two 5" (130 mm) PolyPlas™ shielded woofers
Frequency Response (-3dB)	75 Hz-20 kHz
Sensitivity (2.83V/1m)	90 dB
Power Handling	75W/300W
Impedance	Nominal 8 Ohms
Height	6.5" (165 mm)
Width	20.25" (514 mm)
Depth	9.625" (244mm)
Weight	9.6 lb/4.4 kg per speaker
	Sold one each

Leviton Architectural Edition powered by JBL Home Theater Subwoofer

AESUB Powered 12" Subwoofer with 300-Watt Amplifier

Cat. No.	AESUB
Driver complement	12" (300 mm) PolyPlas™ woofer
Enclosure type	Front-firing
Amplifier power output (RMS)	300 Watts
Dynamic power (peak)	500 Watts
Subwoofer Frequency Response (+/- 3dB)	25 Hz- low-pass crossover setting (variable)
Inputs	Line-Level (switchable to LFE) and Speaker-Level, with five-way binding posts
Height	19.75" (502 mm)
Width	14.37" (365 mm)
Depth	18" (457mm)
Weight	39.5 lb/18 kg per speaker
	Sold one each



AESUB

Straight-line Signal Path™ is a registered trademark of Harman International Industries, Incorporated. PolyPlas™ is a registered trademark of Harman International Industries, Incorporated. FreeFlow™ is a registered trademark of Harman International Industries, Incorporated. IsoPower™ is a registered trademark of Harman International Industries, Incorporated. Kapton® is a registered trademark of El du Pont de Nemours and Company. Elliptical Oblate Spheroidal™ is a registered trademark of Harman International Industries, Incorporated. WeatherPlas™ is a registered trademark of Harman International Industries, Incorporated.

LEVITON ARCHITECTURAL EDITION POWERED BY JBL SYSTEMS

HOME CINEMA SPEAKER SYSTEM

When specifications call for audio performance combined with installation flexibility, the solution is the AEH50 Surround-Sound Home Cinema speaker system with 100 Watt Powered Subwoofer. Drawing on the same technologies and features that make JBL the speaker of choice among film recording professionals and movie theater designers, the AEH50 is engineered with a form factor ideal for situations where installed in-wall and ceiling speakers are impractical, such as corner installations.

The system's 2-way satellite speakers take their performance cues from JBL's renowned studio monitors, delivering accurate sound coverage throughout the viewing area. The system's powered subwoofer provides the bass realism to faithfully reproduce today's special-effects-laced films. The 5-channel surround sound AEH50 Cinema system easily upgrades to 6- and 7-channel (6.1 or 7.1) operation with the optional matched AESS5 Expansion Satellite Speaker. It uses standard audio wiring and is fully-compatible with today's AV receivers.

Specifications and Features

Home Cinema Speakers

- Five-channel system that's expandable to 6.1 and 7.1 Surround-Sound operation with the addition of optional AESS5 satellite speaker(s)
- Includes five 2-way magnetically-shielded satellite speakers with high-output 2.5" (63.5 mm) woofer and precision .5" (12.7 mm) tweeter; one 8 inch (200 mm) 100 Watt powered subwoofer with LFE input, adjustable level control, and built-in crossover network for use with speaker-level receiver outputs
- Includes five architectural-grade adjustable mounting brackets
- Includes subwoofer input RCA cable
- Available in white or black finish

Satellite Speaker

- Includes one 2-way magnetically-shielded satellite speaker with high-output 2.5" (63.5 mm) woofer and precision .5" (12.7 mm) tweeter
- Includes one architectural-grade adjustable mounting bracket

Adapter Wallplate/Rough-In Kit

- Includes mounting hardware (wallplate screws and thread cutting screws for bracket to wallplate mounting)
- Available in black or white finish



AEH50-WH

Home Cinema Speaker System

AEH50 5-Channel Surround-Sound Home Cinema Speaker System with 100 Watt Powered Subwoofer and 5 Satellite Speakers

Cat. No.	AEH50-WH	AEH50-BL
Colors	White	Black
Subwoofer Enclosure Type	Bass-reflex with FreeFlow™ flared port	Bass-reflex with FreeFlow™ flared port
Recommended power range	10-100 Watts	10-100 Watts
Subwoofer Frequency Response (+/- 3dB)	35 Hz-160 Hz	35 Hz-160 Hz
Subwoofer Crossover Frequency	120 Hz, 24 dB/octave with LFE/Normal switch in NORMAL position	120 Hz, 24 dB/octave with LFE/Normal switch in NORMAL position

LEVITON ARCHITECTURAL EDITION™ POWERED BY JBL SYSTEMS



AESS5-WH

Cat. No.	AEH50-WH	AEH50-BL
Satellite Frequency Response (+/-3dB)	150 Hz-20kHz	150 Hz-20kHz
Satellite Speaker Sensitivity (2.83V/1m)	86 dB	86 dB
Satellite Impedance	Nominal 8 Ohms	Nominal 8 Ohms
Subwoofer Dimensions and Weight		
Height	16.25" (413 mm)	16.25" (413 mm)
Width	11" (279 mm)	11" (279 mm)
Depth	13.75" (349 mm)	13.75" (349 mm)
Weight	28 lb/12.7 kg	28 lb/12.7 kg
Satellite Dimensions and Weight	1.8 lb/0.8 kg per speaker	1.8 lb/0.8 kg per speaker

Expansion Satellite Speaker

Optional AEH50 System matched Satellite Speaker for 6- and 7-channel operation for 6.1 or 7.1 Surround-Sound operation

Cat No.	AESS5-WH	AESS5-BL
Colors	White	Black
Recommended power range	10- 100 Watts	10- 100 Watts
Frequency Response (+/- 3dB)	150 Hz- 20kHz	150 Hz- 20kHz
Speaker Sensitivity (2.83V/1m)	86 dB	86 dB
Impedance	Nominal 8 Ohms	Nominal 8 Ohms
Height	5" (127 mm)	5" (127 mm)
Width	3.5" (88 mm)	3.5" (88 mm)
Depth	3.5" (88 mm)	3.5" (88 mm)
Weight	1.8 lb/0.8 kg per speaker	1.8 lb/0.8 kg per speaker

Adapter Wallplate/Rough-In Kit for JBL Home Cinema Speaker System Satellite Speakers

Single gang Decorative Satellite Speaker Adapter Wallplate

Cat. No.	AEPHK-WH	AEPHK-BL
Colors	White	Black
Height	4.5" (114 mm)	4.5" (114 mm)
Width	2.75" (70 mm)	2.75" (70 mm)
Depth	25" (6 mm)	25" (6 mm)
Weight	1 oz./0.3 kg	1 oz./0.3 kg

Note: Features and Specifications subject to change.
Patents Pending

LEVITON ARCHITECTURAL EDITION POWERED BY JBL SYSTEMS

HARMAN/KARDON AUDIO/VIDEO ENTERTAINMENT CENTER COMPONENTS

There is no better way to assure the highest performance and value from a state-of-the-art Leviton/JBL system than to power it with matched Harman/Kardon Entertainment Center. A legendary brand among audiophiles, Harman/Kardon has been at the forefront of delivering high-end performance, style and value since 1954. The Harman/Kardon components available as part of the Leviton/JBL program summarize today's most advanced analog and digital audio/video technologies to ensure full compatibility with the home entertainment formats and platforms of the future.

The Harman/Kardon surround-sound audio/video receivers (AVR's) in the Leviton/JBL program were selected for their wealth of features including high-current amplifier design for accurate tracking of musical and audio/video source information, total compatibility with the latest surround-sound technologies, EzSet/EQ automatic room/system equalization (with calibrated microphone) for surround sound perfection, the latest in HDMI™ audio/video input and switching, multi-room audio capability, on-screen video display, and much more—all in a uniquely elegant package. Both receivers also come with an iPod® Bridge™ input for using an iPod through the receiver and XM® radio compatibility.

Completing the entertainment center option, the Leviton/JBL program includes an HDMI-equipped progressive-scan DVD player with state-of-the-art Faroudja DCDi signal processing and a 5-disc CD changer featuring high-definition compatible digital (HDCD®) processing to extract the most performance possible from today's "superdisc" recordings. An easy-to-install infrared remote sensor provides a means to fully operate and control the entire Harman/Kardon entertainment center even when it is completely installed in a cabinet or enclosure.

Specifications and Features

Harman/Kardon A/V Receivers

- Selectable Surround Sound modes, including but not limited to: Logic 7®, DTS®, DTS® 96/24™, Dolby® Digital, Dolby Virtual Speaker Version 2, and Dolby Pro Logic® II & IIx
- High Current amplification/Ultra-Wide Bandwidth design with independent front and rear power supplies
- 1080 HDMI™ switching with Audio/Video processing
- Simplay HD™ verified
- EzSet/EQ automatic room/system correction equalization (calibrated microphone included)
- Automatic room/system correction equalization (calibrated microphone included)
- Converts composite and S-video sources to component video
- RS-232 port for future applications
- Programmable backlit remote control
- iPod Bridge compatible
- A-BUS Ready® (higher-powered model)

Harman/Kardon DVD Player

- Attractive case for shelf-top locations
- Red talkback LED, tests system for correct wiring as well as indicating infrared reception
- Nominal reception angle: 45 degrees off axis
- Attached 7' cable and 3.5 mm stereo mini plug permits direct plug-in to Connecting Block that has an "IR RCVR" or "AUX" jack

iPod® Docking Station

- Single connection to any Bridge-ready Harman/Kardon receiver
- Plays audio and video from an iPod through a Harman/Kardon receiver
- When docked to The Bridge, the iPod can be controlled using the Harman/Kardon receiver remote
- Easy track selection with on-screen (receiver, CRT, or plasma display) navigation
- Charges the iPod

Remote Sensor

- Attractive case for shelf-top locations
- Red talkback LED, tests system for correct wiring as well as indicating infrared reception
- Nominal reception angle: 45 degrees off axis
- Attached 7' cable and 3.5 mm stereo mini plug permits direct plug-in to Connecting Block that has an "IR RCVR" or "AUX" jack

LEVITON ARCHITECTURAL EDITION™ POWERED BY JBL SYSTEMS



HKAVR



HKDVD



HKPOD
(iPod sold separately)



HKRMS

Harman/Kardon 7.1 Channel Digital Audio/Video Receivers

Description	Cat. No.
7 x 50W Seven-Channel Audio/Video Surround-Sound Receiver; with HDMI™ switching	HKAVR-xxx*
Higher Powered Receiver-more advanced features	HKAVR-xxx*

*See www.leviton.com to confirm Leviton part number. Check with your Leviton salesperson for product availability.
Note: Features and Specifications subject to change.

DVD Player

High-Performance DVD Player with HDMI Output and 1080i Upscaling

Cat. No.	HKDVD
Height	2" (50 mm)
Width	17.3" (440 mm)
Depth	11.25" (285 mm)
Weight	6 lbs (2.7 kg)

iPod® Docking Station

The Bridge™ iPod® Docking Station

Cat. No.	HKPOD
Height	1.19" (30 mm)
Width	4.5" (114 mm)
Depth	4.5" (114 mm)
Weight	5.9 oz (0.167 kg)

Remote Sensor

Infrared Remote Sensor

Cat. No.	HKRMS
IR modulation frequency bandwidth	30-100 kHz
Nominal reception range	> 30 feet
Power	12 volts DC @ 10 milliamps. 781RG Power Supply required (supplied)
Maximum cable length	One mile with 18 gauge
Maximum current output	100 milliamps
Connecting block	3.5 mm stereo mini jack for quick-connect IR receivers; two 3.5 mm mono mini jacks with 470-Ohm resistors drive 2 single or 2 dual emitters; and, 2.1 mm coaxial power jack
Height	1" (26 mm)
Width	3.25" (83 mm)
Depth	2" (51 mm)
Weight	5.4 oz (0.153 kg)

LEVITON ARCHITECTURAL EDITION POWERED BY JBL SYSTEMS

HARMAN/KARDON A-BUS® MULTI-ROOM AMPLIFIED AUDIO SYSTEM (HUB AND VOLUME CONTROLS)

As an expansion option, Harman/Kardon offers the ability to connect with an A-BUS hub and amplified volume controls. This makes it possible to add multi-room music distribution right off the back of a compatible receiver. Each equipped room has a volume control with its own built-in amplifier suitable for casual or background indoor listening. Up to four rooms/zones can be operated from a single hub, which passes remote IR commands back from the volume controls and into the receiver so the user can access remote control functions from any A-BUS equipped room. The 4-zone A-BUS hub connects quickly and easily to the compatible interface port on the back of the advanced HKAVR receiver.

Specifications and Features

A-BUS® Volume Control

- Decora® up/down amplified rocker-style volume control powers dedicated speakers in a single room/zone
- Built-in IR sensor accepts control commands to A/V receiver or other compatible components
- Fits in standard J-box or low-voltage mounting ring
- Output level trim pots
- Uses Category 5/5e UTP cabling

A-BUS® Expansion Hub

- Distributes A-BUS audio signal and power to up to four rooms/zones with HKABV Volume Controls and connected speakers
- Easily connects to the RJ-45 A-BUS® interface on the rear of an A-BUS Ready® HKAVR A/V Receiver



HKABV

Amplified In-Wall A-BUS® Volume Control

Cat. No. HKABV

Note: Features and Specifications subject to change.

A-BUS® 4-Zone System Expansion Hub

Cat. No. HKABH

Note: Features and Specifications subject to change.



HKABH

Decora® is a registered trademark of Leviton Manufacturing Inc. Dolby, Dolby Pro-Logic are registered trademarks of Dolby Laboratories. DTS is a registered trademark of Digital Theater Systems, Inc. HDCD is a registered trademark of Pacific Microsonics, Inc. Burr-Brown is a trademark of Texas Instruments Incorporated. JBL and Harman/Kardon are registered trademarks of Harman International Industries, Incorporated. Bridge is a trademark of Harman International Industries, Incorporated. iPod is a registered trademark of Apple Computer, Inc. A-BUS and A-BUS Ready are registered trademarks of LeisureTech. Electronics Pty Ltd. Australia. Windows Media is a registered trademark of Microsoft Corporation. All other trademarks are the property of their respective owners.

LEVITON ARCHITECTURAL EDITION COMPONENTS

An entertainment system is like a chain—it can only be as strong as its weakest link. The award-winning Leviton Architectural Edition product line was developed to ensure that every link in an installed system—volume controls, distribution and connection components, even amplifiers—is as “state of the art” as the speakers and entertainment center components for a no-compromise experience.

Leviton’s Strauss™ Transformer-Free volume controls use advanced aerospace technology to bring ruler-flat frequency response to every room and zone of an installed multi-room audio system. Leviton Architectural Edition wallplates provide audiophile-grade connectivity in an easy-to-install product for home theater or multi-room audio. For high-performance residential installed systems, the Leviton Architectural Edition includes an advanced 12-channel/6-zone multi-room amplifier design both in single and multi-source versions.



LEVITON ARCHITECTURAL EDITION COMPONENTS

LEVITON ARCHITECTURAL EDITION MULTI-ROOM AMPLIFIERS

Leviton's Architectural Edition Multi-Room Audio Amplifiers combine advanced audio engineering, high-current performance and tremendous value in a single low-profile chassis that delivers superior multi-channel amplification to meet the needs of the most demanding residential multi-zone systems. Combining "audiophile" sound quality with commercial reliability, these amplifiers are a no-compromise solution for large, high-output multi-room listening systems.

The amplifiers are designed for long-term use with advanced circuit protection and a thermostatically-controlled cooling fan. The AE6MA is a perfect balance of performance and simplicity. The AE6MC is the ultimate in listening flexibility, with advanced LCD keypads that enable the selection of up to seven different audio sources in any room with full independent control—perfect for homes with a wide range of listening styles and preferences.

Specifications and Features

Leviton Architectural Edition Multiroom Amplifiers

- Automatic protection circuitry
- High efficiency/small space – Each of the twelve power amplifiers, inside the 3.5" high enclosure, delivers 50 Watts nominal (40 Watts RMS) with peaks of 100 Watts
- Individual input gain adjustment – Adjusts each channel for input and speaker sensitivity variations
- External power ON/OFF through external controllers (12VDC trigger output)
- Electronic Link feature – Allows for either six different stereo channel inputs to have individual sources, or for a different channel input's pair to share a common source depending on which link button is selected with a particular source (single-source amplifier model only; multi-room version has independent source selection and control)
- Cooling fan – A thermostatically-controlled internal fan helps prevent overheating, maximizes energy efficiency and ensures long-term reliability

AE6MC Multi-room Amplifier Additional Features

- Seven source input selection – Each of the six stereo amplifiers (12 channels total) has access to up to seven independent audio sources
- Six internal 80+ position stereo volume controls
- All-zone control through use of AE6MC keypad – Allows access to the entire system from a single keypad, as an entertainment feature. Keypad can be controlled remotely with an AE6MC remote (sold separately)



AE6MA



AE6MC

Leviton Architectural Edition Multi-Room Amplifiers

Description	12 Channel (6 Stereo Pairs) Power Amplifier	Seven-Source, Six-Room Multi-Channel Controller Amplifier
Cat. No.	AE6MA	AE6MC
Output Power	50 Watts nominal; (40 Watts RMS per channel 20Hz to 20kHz @ <0.2% THD, all channels driven into 8 Ohms)	50 Watts nominal; (40 Watts RMS per channel 20Hz to 20kHz @ <0.2% THD, all channels driven into 8 Ohms)
Peak Output Power	100 Watts per channel	100 Watts per channel
Inputs	Gold-plated RCA jacks with adjustable input gain	14 gold-plated RCA jacks with adjustable input gain. Each input has a fully buffered RCA jack output

LEVITON ARCHITECTURAL EDITION™ COMPONENTS

Cat. No.	AE6MA	AE6MC
Outputs	5-way gold-plated binding posts	Removable screw terminal type accepts 12-20 gauge wire
Total Harmonic Distortion (THD)	Less than 0.1% 20 Hz to 20 kHz	Less than 0.1% 20 Hz to 20 kHz
Signal-to-noise ratio	Over 105 dBA weighted (50 Watts)	Over 105 dBA weighted (50 Watts)
Fan noise	Quiet 28 dBA	Quiet 28 dBA
Height	3.5" (89 mm)	3.5" (89 mm)
Width	17" (432 mm)	17" (432 mm)
Depth	11.5" (292 mm)	11.5" (292 mm)
Weight	22 lb/ 10 kg	22 lb/ 10 kg

AE6MC Multi-room Amplifier Keypad Accessories

Description	Cat. No.
Keypad Controller for AE6MC Amplifier	AE6MC-PAD
Remote Control for AE6MC Keypad Operation	AE6MC-RMT

COMPOSER SERIES VOLUME CONTROLS

Leviton's Composer Series Volume Controls are built to a single quality standard, which means system designers can specify them for any distributed sound application with total confidence. Leviton's Strauss Volume Control and Chopin Digital Volume Controls use the same heat dissipation technology used on the space shuttle. Their transformer-free design with audiophile-grade Cermetile resistors achieves ruler-flat frequency response across the entire audible frequency range while also eliminating the problem of "saturation" associated with conventional volume control and enabling them to handle tremendous amounts of music power.

The Strauss volume controls are a contemporary Decora slider design that brings precision and elegance to any installed system. They are available in both standard and impedance-matched versions; color-change kits ensure the right finishing touch for every application. The Chopin™ Decora® Digital Volume Control is an all-electronic version that provides system designers with a unique solution for custom audio installations. Because the electronic "rocker" switch with LED level illumination connects back via Category 5e cable to a microprocessor-controlled audio interface module where the amplifier and speaker are connected, the Chopin enables "three-way" volume control similar to three-way lighting with two control points for a pair of speakers. It is ideal for larger rooms and zones.

Specifications and Features

Strauss Volume Control

- Decora® slide control with precision 12-position switch (including full OFF position)
- Transformer-Free attenuation technology ensures linear frequency response, signal integrity and high power handling ability
- Cermetile resistors replace conventional autoformers to preserve audio signal purity
- Detachable cable connector is compatible with all standard speaker wire sizes (14-18 gauge)
- Decora designer styling adds an elegant touch to any décor
- Can be used outdoors when mounted with any compatible Decora all weather cover

LEVITON ARCHITECTURAL EDITION COMPONENTS

Chopin™ Volume Control

- No direct speaker/amplifier connections required at the volume control wall unit
- Digital, transformer-free design uses aerospace-grade Cermetile resistors for proper heat dissipation and superior performance
- Selectable boot-up feature allows automated volume level control upon powering of the stereo system
- Microprocessor controlled relays for silent switching
- Tap mute feature activated when pressing center of rocker switch
- 3-way volume control can be configured using extra controls

Decora Strauss Transformer-Free Volume Controls

Description	Decora Strauss Transformer-Free Volume Control	Decora Strauss Transformer-Free Impedance Matching Volume Control
Cat. No.	SGVST-W	SGVSM-W
Color	White (-W)	White (-W)
Frequency Response	20Hz-20kHz +/- 1dB	20Hz-20kHz +/- 1dB
Power Handling	200W peak/100W RMS	200W peak/100W RMS
Speaker Impedance	4-16 Ohms (nominal 8 Ohms)	4-16 Ohms (nominal 8 Ohms)
Mounting	Standard single-gang design (mounting Depth 2.5"/64 mm)	Standard single-gang design (mounting Depth 2.5"/64 mm)
Materials	Frame and slider: White Polycarbonate; high impact, fire retardant plastic rated UL94V-O	Frame and slider: White Polycarbonate; high impact, fire retardant plastic rated UL94V-O

Color Change Kits

Description	Cat. No.
Color change kit (converts to ivory or almond)	SGVCK-IA
Color change kit (converts to ebony)	SGVCK-E
Color change kit (converts to light almond)	SGVCK-LA

Decora Chopin™ Digital Stereo Volume Control

Description	Cat. No.	Color
Digital Volume Control Wall Unit	48211-WVC	White (-W)
Digital Volume Control Kit	48211-WVK	White (-W)

SPECIFICATIONS

Peak RMS Power Rating	200 Watts per channel
Continuous Power Rating	100 Watts RMS per channel
Frequency Response	(+/- 1dB) -15 – 50kHz
Speaker Impedance	4-16 Ohms nominal
Speaker/Amp Ctn.	Removable, snap-in audio monoblock with screw terminals
Power Requirements	12 Volts DC, 200mA

DIMENSIONS

Volume Control Wall Unit	4.13"H x 1.5"W x 1.2"D
Volume Control Kit	3.3"H x 6.5"W x 1.8"D



SGVST-W



48211-WVC



48211-WVK

AUDIO DISTRIBUTION MODULES

For system connectivity, the Leviton Architectural Edition line offers advanced and innovative audio distribution and control modules that centralize audio distribution connections and make for quicker, more reliable connections.

The award-winning System Matching Module uses the same advanced resistive design technology found in Leviton's Strauss and Chopin Transformer-Free Volume Controls to impedance-match up to six speaker/volume control combinations in a passive/two-channel system and ensure a stable load at the amplifier. The System Matching Module conveniently mounts in a Leviton Structured Media enclosure instead of taking up valuable space in the entertainment center.

Note: to avoid amplifier damage, do not use the System Matching Module with impedance-matching volume controls

The 1x6 Audio Distribution Module is a cost-effective way to combine connections for impedance matching volume controls in a passive/two-channel multi-room audio system. It enables connecting up to six impedance-matching volume controls and speaker pairs to a single two-channel amplifier.

Note: to avoid amplifier damage, do not use the Audio Distribution Module with non-impedance matching volume controls.


Specifications and Features

System Matching Module

- Combine with non impedance-matching Decora Volume Controls to control up to six speaker pairs (cannot be used with impedance-matching volume controls)
- Mounts in Leviton's Structured Media™ Centers
- Connects six rooms/zones
- AutoSurge™ circuit technology protects speakers from potentially damaging transients
- Transformer-Free™ impedance-matching design ensures linear frequency response, signal integrity, and high power handling capacity
- Aerospace-grade Cermetile resistors replace conventional autoformers to maintain audio signal purity
- Independent channel grounds assure safe connection for all conventional audio amplifiers
- Detachable cable connectors are compatible with all standard speaker wire sizes (14-18 gauge)

1x6 Audio Distribution Module

- Combine with impedance-matching Decora® Volume Controls to control up to six speaker pairs from an amplifier or receiver
- Mounts in Leviton's Structured Media™ Centers
- Connects six rooms/zones
- Parallel connection scheme ensures the best sound quality
- User-removable connectors facilitate installation
- Connects with standard speaker wire
- Meets or exceeds applicable standards: UL and cULus listed



SGAMP

System Matching Module for impedance-matching passive two-channel multi-room audio systems

Description	Cat. No.
System Matching Module	SGAMP
SPECIFICATIONS	
Power Handling	150W RMS per channel/225W peak
Frequency Response	(+/- .5dB) 10Hz-40kHz
Dimensions	2.57" H x 6.38" W x 5.38" D (68.6 mm H x 161.9 mm W x 136.5 mm D)

1x6 Audio Distribution Module

Description	Cat. No.
1x6 Passive Audio Module	48211-6A

SPECIFICATIONS

Dimensions	6.58" H x 2.89" W x 1.42" D (167.1 mm H x 73.4 mm W x 36.1 mm D)
Wire Gauge	14-18 AWG
Requirements	Product must be used with impedance-matched volume controls or controllers

LEVITON ARCHITECTURAL EDITION HOME THEATER AND MULTI-ROOM INTEGRATED WALLPLATES

These integrated wallplates combine the build-quality and signal path purity of a custom “audiophile” plate with the connectivity speed and convenience of a ready-made spring-clip design. Both home theater and multi-room audio versions are expandable using Leviton’s acclaimed QuickPort® snap-in modules. These plates are complete and ready-to-use, and make a “custom quality” statement in any installed entertainment system.

Specifications and Features

Home Theater and Multi-Room Wallplates

- Designed for easy installation of cables
- Wallplates feature two QuickPort openings for adding other connectors (QuickPort blanks installed)
- Includes painted screws to match wallplates
- For use with low voltage rings and standard low voltage junction boxes

AEHTK Additional Features


- Accommodates from 5.1 to 7.1 channel surround-sound systems which connect to the A/V Receiver
- Features RCA connectors for connecting subwoofers
- Two extra openings for additional QuickPort connectors (ex. adding an A-BUS® jack or IR port)

AEMRK Additional Features

- Integrated wallplate for connecting Left and Right Audio Speakers (+/- connections), and two extra openings for additional QuickPort connectors (ex. adding a subwoofer or A-BUS jack)

Speaker Wallplates Features

- Allows for simple, solderless connections to any home entertainment speaker system
- Designed to be used with in-wall speaker wiring schemes



48211-6A

LEVITON ARCHITECTURAL EDITION™ COMPONENTS



AEHTK



AEMRK



40951-1PW



40952-2PW

Home Theater and Multi-Room Wallplates

	AEHTK Home Theater Interface Wallplate	AEMRK Multi-Room Install Wallplate
Cat No.	AEHTK-000	AEMRK-000
Connector Type (front of module)	14 audiophile-grade, gold-plated black and red spring clips; 2 RCA connectors; 2 QuickPort openings	4 audiophile-grade, gold-plated black and red spring clips; 2 QuickPort openings
Connector Type (back of module)	Eight-pin and six-pin in-line pluggable screw terminals	2 two-pin in-line pluggable screw terminals
Wallplate	High quality impact-resistant plastic	High quality impact-resistant plastic
Color	White	White
Design	Standard three-gang	Standard single-gang
Mounting Depth	2.5" (64 mm)	2.5" (64 mm)
Wiring	14-16 gauge speaker wire	14-16 gauge speaker wire

Leviton Architectural Edition Audio Speaker Wallplates

Description	Cat. No.	Cat. No.
	White (-W)	Ivory (-I)
1-Gang Single Spring Clip Device Audio/Video Wallplate, Standard Size, Polymer Break Resistant, Box Mount	40951-1PW	40951-1PI
1-Gang Double Spring Clip Device Audio/Video Wallplate, Standard Size, Polymer Break Resistant, Box Mount	40952-2PW	40952-2PI

SPEC-GRADE SOUND™ SPEAKERS

When the specs call for quality sound, rely on Leviton's award-winning* Spec-Grade Sound™ indoor and outdoor speaker line for exceptional technical innovation and value. All of Leviton Spec Grade Sound™ indoor speakers incorporate exceptionally strong, light and rigid AeroNylon tweeters and Kevlar®-composite woofers for exceptional clarity, detail and impact. They come with built-in AutoSurge™ protection to help protect the speakers from possible damage due to overdriving. The outdoor/utility speaker is constructed of weather resistant materials inside and out.



*Electronic House Magazine "Product of the Year"
Kevlar is a registered trademark of E.I. du Pont de Nemours and company

SPEC-GRADE SOUND™ SPEAKERS



SGC65



SGI65



SGI80



SGO99

SPEC-GRADE SPEAKERS

Specifications and Features

- Kevlar® composite woofer provides the perfect linear movement needed to reproduce dynamic, tight bass and incisive midrange frequencies
- AeroNylon tweeter diaphragm for very low mass and high tensile strength to provide crystal-clear treble response and exceptionally accurate tracking of even the most challenging musical transients
- Built-in AutoSurge™ circuit protection helps prevent speaker damage
- Advanced phase/time alignment guide properly aligns sound without mis-aligning the tweeters
- Precision dividing network ensures total audio signal electronic integrity up to the last microsecond before the signal is converted into sound
- Inert mounting frame with “dogleg” installation points eliminates any transmitted vibrations that could color in-wall or ceiling sound quality

Leviton Spec-Grade Sound Indoor and Outdoor Speakers

	6.5" Two-Way In-Ceiling Loudspeaker	6.5" Two-Way In-Wall Loudspeaker	8" Two-Way In-Wall Loudspeaker	Outdoor/Utility Two-Way Loudspeaker
Cat. No.	SGC65	SGI65	SGI80	SGO99
Color	White (-W)	White (-W)	White (-W)	White (-W)
Driver complement	6.5" Kevlar® composite cone low-frequency transducer; .5" AeroNylon dome high-frequency transducer; 2-way balanced precision crossover network with AutoSurge™ circuit protection	6.5" Kevlar® composite cone low-frequency transducer; .5" AeroNylon dome high-frequency transducer with phase/time alignment guide; 2-way balanced precision crossover network with AutoSurge™ circuit protection	8" Kevlar® composite cone low-frequency transducer; 1" AeroNylon dome high-frequency transducer with phase/time alignment guide; 2-way balanced precision crossover network with AutoSurge™ circuit protection	5.25" Silicate-fiber cone low-frequency transducer with butyl rubber surround; 5" Polydome high-frequency transducer; 2-way balanced precision crossover network with AutoSurge™ circuit protection, element-resistant polypropylene enclosure, gold-plated binding terminals, and aluminum mounting bracket (with stainless-steel hardware)
Frequency Response	50-20kHz +/- 3dB	50-20kHz +/- 3dB	44-20kHz +/- 3dB	50-20kHz +/- 3dB
Sensitivity	87.0 dB SPL @ 1Watt/1 Meter	88.0 dB SPL @ 1Watt/1 Meter	86.5 dB SPL @ 1Watt/1 Meter	87 dB SPL @ 1Watt/1 Meter
Power Handling	120W peak/60W RMS	120W peak/60W RMS	160W peak/80W RMS	120W peak/60W RMS
Impedance	Nominal 8 Ohms/ Minimum 6 Ohms	Nominal 8 Ohms/ Minimum 6 Ohms	8 Ohms/ Minimum 6 Ohms	Nominal 8 Ohms/ Minimum 6 Ohms
Diameter	9.02" (229.2 mm)	–	–	–
Height	–	12.30" (312.4 mm)	14.20" (360.7 mm)	8.5" (215.9 mm)
Width	–	9.00" (228.6 mm)	10.25" (260.4 mm)	6.79" (172.4 mm)
Depth	3.25" (82.5 mm to rear of baffle)	3.20" (81.2 mm D to rear of baffle)	3.52" (89.4 mm D to rear of baffle)	6.03" (153.2 mm) D (without bracket)

SPEC-GRADE SOUND SPEAKERS

Pre-Construction Kits for Leviton Spec-Grade Speakers

Description	Cat. No.
Rough-In Bracket for 6.5" In-Wall Loudspeaker	PCI65-KIT
Rough-In Bracket for 8" In-Wall Loudspeaker	PCI80-KIT
Leviton Architectural Edition powered by JBL 6.5" Preconstruction kit for In-Ceiling Speaker	PCC55-KIT

Replacement Grills for Leviton Spec-Grade In-Ceiling and In-Wall Speakers

Description	Speaker	Cat. No.
Replacement Grill	SGC65	SCG65-GRL
Replacement Grill	SGI65	SGI65-GRL
Replacement Grill	SGI80	SGI80-GRL

OTHER AUDIO PRODUCTS

Leviton has all the necessary accessories for configuring and connecting high-quality entertainment systems. All are designed and built to the standards one would expect from a century-old leader in residential connectivity.



MULTI-ROOM AUDIO/VIDEO SIGNAL DISTRIBUTION

Leviton's Decora® Media System allows the distribution of composite (stereo) audio and (RCA) video signals anywhere in the home using Category 5 cable. Send VCR, DVD library, CD, MP3 and much more through up to 1000 feet (300 meters) of cable with no discernible audio or video distortion, and with performance better than that of expensive designer cables. Use Leviton's Infra-Red (IR) Repeater Kit to extend remote control capability throughout the home.

Specifications and Features

Decora Media Systems Components

- Send VCR, DVD, cable TV, satellite and security camera signals through Category 5/5e cable
- Cascade hub units to distribute audio/video signals to over 20 locations
- Send and Receive Units are equipped with RJ-45 jacks and 110 punchdown blocks for maximum flexibility in installation and fit standard wallboxes and Decora wallplates
- Composite RCA inputs for connectivity directly from A/V source
- Advanced circuitry with automatic equalization streams analog audio and video signals over long distances with less distortion
- Stereo audio input/output handles Dolby® ProLogic™ surround signals
- RJ-45 and 110 IDC input for send and receive units

IR Repeater System

- Low profile, flush-mount target design
- Two signal connections and two power connections
- Emitter features adhesive surface for easy installation on audio/video components
- Distribution block for multiple emitter configurations
- DC power supply
- Uses Category 5/5e UTP wire
- Target has talkback LED to indicate proper operation



48210-MCH



48210-SRU

Decora Media Systems Components

Description	Cat. No.		
Decora Media System Media Hub with Power Supply	48210-MCH		
Decora Media System Send and Receive Unit Pair with Power Supply	48210-SRU		
Decora Media System Send Unit with Power Supply	48210-MSU		
Decora Media System Receive Unit	48210-MRU		
SPECIFICATIONS	48210-MSU	48210-MRU	48210-MCH
Description	Send Unit	Receive Unit	Media Hub
Video Bandwidth	50 M Hz @ -3 dB	50 M Hz @ -3 dB	50 M Hz @ -3 dB
Video THD	75 dBc	-75 dBc	-75 dBc
Video Input	–	0.5V to 2V composite	0.5V to 2V composite
Video Output	0.5V to 2V composite	–	–
Slew Rate	800/Vus	800/Vus	800/Vus
Audio Input Impedance	–	20k Ohms, max 3Vp-p	20k Ohms, max 3Vp-p
Audio Output Impedance	51 Ohms, max 2Vp-p	–	–
Audio Freq. Response	5 Hz-100k Hz, ±3 dB	5 Hz-100k Hz, ±3 dB	5 Hz-100k Hz, ±3 dB

OTHER AUDIO PRODUCTS

SPECIFICATIONS	48210-MSU	48210-MRU	48210-MCH
Audio THD	0.002% 20 Hz-20k Hz	0.004% 20 Hz-20k Hz	0.002% 20 Hz-20k Hz
Audio S/N Ratio	100 dB typical, 80 dB min, 20 Hz-20k Hz	100 dB typical, 80 dB min, 20 Hz-20k Hz	100 dB typical, 80 dB min, 20 Hz-20k Hz
Input Noise	4.5nV/(Hz), 1/2 typical @ 1k Hz	6nV/(Hz), 1/2 typical @ 1k Hz	4.5nV/(Hz), 1/2 typical @ 1k Hz
Input and Outputs	3 RCA input jacks, 1 set RJ-45 in/out jacks 1 110 punchdown out, 1 DC power input	3 RCA output jacks, 1 set RJ-45 in/out jacks 1 110 punchdown out, 1 DC power input	3 RCA input jacks, 1 RJ-45 input jack 6 RJ-45 output jacks, 1 DC power input
Power	12VDC	12VDC	15VDC
Height	4.1" (104.1 mm)	4.1" (104.1 mm)	6.5" (165.1 mm)
Width	1.4" (35.6 mm)	1.4" (35.6 mm)	3.4" (86.4)
Depth	2.0" (50.8 mm)	2.0" (50.8 mm)	1.75" (44.4 mm)

Multi-Room Infrared (IR) Repeater System



Description	Cat. No.
Infrared Emitter	47621-MIE
Infrared Target	47621-CMS
1x9 Bridged Telephone Module, without bracket. Individual boxed unit pack, rack pack carton.	47603-110
SPECIFICATIONS	
Target Output	1 signal lead
Target Input	2 power leads (DC + and -)
Emitter Output	Infrared to control source component
Emitter Input	2 signal leads
Power Supply	12VDC @ 500mA
Emitter Length	6 ft (1.8 m) of Cable
Dimensions	2" H x 1" W (50.8 mm H x 25.4 mm W)

BRAHMS™ STEREO ROTARY VOLUME CONTROLS

The Brahms series of rotary controls are ideal for high-quality audio systems with an emphasis on value. Their tapped auto-transformer design provides a stable interface between high-current amplification and speakers of virtually any type while resisting contamination from dust and dirt. All controls feature impedance-matching design and screw terminal connections for an easy, secure installation.

Specifications and Features

- Designed for moderate power applications
- All controls have built-in impedance matching
- Wall-mount stereo volume control. Convenience of OFF/ON as well as volume control (40888-72W and 40905-25W only)

Decora® Brahms™ Stereo Volume Controls

Description	Brahms Stereo Volume Control; with insert, knob and plate	Decora Stereo Volume Control; with insert, knob and plate, and ON/OFF switch	Brahms Stereo Volume Control; with insert, knob and plate and ON/OFF switch
Cat. No.	40841-DW	40888-72W	40905-25W
Peak Power Rating	75 Watts per channel	216 Watts per channel	75 Watts per channel
Continuous Power Rating	25 Watts RMS per channel	72 Watts RMS per channel	25 Watts RMS per channel
Attenuation	-34 dB in 12 steps	-34 dB in 12 steps	-34 dB in 12 steps
Attenuator Type	Tapped autotransformer	Tapped autotransformer	Tapped autotransformer
Frequency Response	24 Hz – 20 kHz	24 Hz – 20 kHz	24 Hz – 20 kHz
12 position rotary switch	10 position when using impedance matching feature	10 position when using impedance matching feature	10 position when using impedance matching feature
Connections	Screw type	Screw type	Screw type
Height	4.5" (114.3 mm)	4.5" (114.3 mm)	4.5" (114.3 mm)
Width	2.7" (68.6 mm)	2.7" (68.6 mm)	2.7" (68.6 mm)
Depth	2.94" (74.7 mm)	2.94" (74.7 mm)	2.94" (74.7 mm)



40841-DW



40888-72W

OTHER AUDIO PRODUCTS



689-00W



690-00W

RECESSED DEVICES

For an almost invisible installation behind wall-mounted TVs, entertainment centers, monitors and more, connect with Leviton Recessed Devices. The Recessed Entertainment Box (REB) centralizes AC power and low voltage connection points for audio, video, data and phones. For smaller applications, choose a 2-Gang Recessed Duplex Receptacle (with openings for six installer-selected QuickPort® connectors) or a 1-Gang Recessed Duplex Receptacle.

Flush-mounted on the wall, the Leviton recessed boxes install invisibly behind wall units, wall-mounted flat panel TVs, and signature artwork. They are perfect for homes, apartments, co-ops, condominiums and offices.

Specifications and Features

Recessed One-Gang Duplex Receptacle

- 1-gang recessed receptacle
- Offers a cULus approved, code compliant solution providing two 15A/125VAC NEMA 5-15R power outlets
- Supplies AC power for two components (flat panel TVs and video receiver)
- Fits most common electrical boxes available at Electrical Distributors and Home Centers (electrical box not included)

Recessed Two-Gang Duplex Receptacle with Openings for six QuickPort Connectors

- Offers a UL approved, code compliant solution providing two 15A/125VAC NEMA 5-15R power outlets and openings for six installer-selected QuickPort connectors or blank inserts (four inserts included)
- Fully compatible with Leviton's QuickPort Snap-In Modules
- Includes plastic electrical box designed for use in new and retrofit construction
- Centralizes device connection points for AC power, audio, video, data and phone connections
- Wallplate built into device

Recessed Entertainment Box

- Manages home theater electronics in a single location
- Ideal for new construction (stud-mounted) and retrofit (wall-mounted) applications.
- Low-profile frame provides neat, clean recessed installation
- Optional high-profile cover includes sliding plastic front panel, and channels all wires through the bottom of the REB
- Any combination of line and low voltage products can be configured in the three device openings
- Paintable white ABS molded plastic for structural integrity

OTHER AUDIO PRODUCTS

Leviton Recessed Devices

Description	Cat. No.	Cat. No.	Cat. No.	Cat. No.	Cat. No.
	White (-W)	Ivory (-I)	Lt. Almond (-T)	Ebony (-E)	Non-Magnetic Stainless Steel
1-Gang Recessed Single Receptacle 15A-125VAC, 2-Pole, 3-Wire – NEMA 5-15R (Includes Clock Hanger Hook)	688-00W	688-00I	–	–	5261-0CH
1-Gang Recessed Duplex Receptacle 15A-125VAC, 2-Pole, 3-Wire – NEMA 5-15R	689-00W	689-00I	689-00T	689-00E	–
1-Gang Recessed Single Receptacle 20A-125VAC, 2-Pole, 3-Wire – NEMA 5-20R (Includes Clock Hanger Hook)	–	–	–	–	5361-0CH
2-Gang Recessed Duplex Receptacle and Openings for 6 QuickPort Modules 15A-125VAC, 2-Pole, 3-Wire – NEMA 5-15R	690-00W	690-00I	690-00T	690-00E	–

Leviton Recessed Entertainment Box (REB)

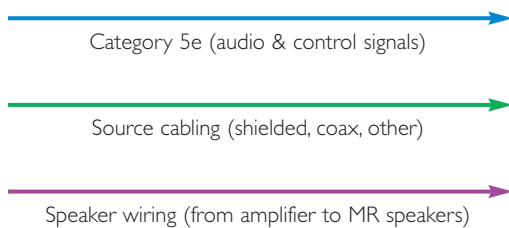
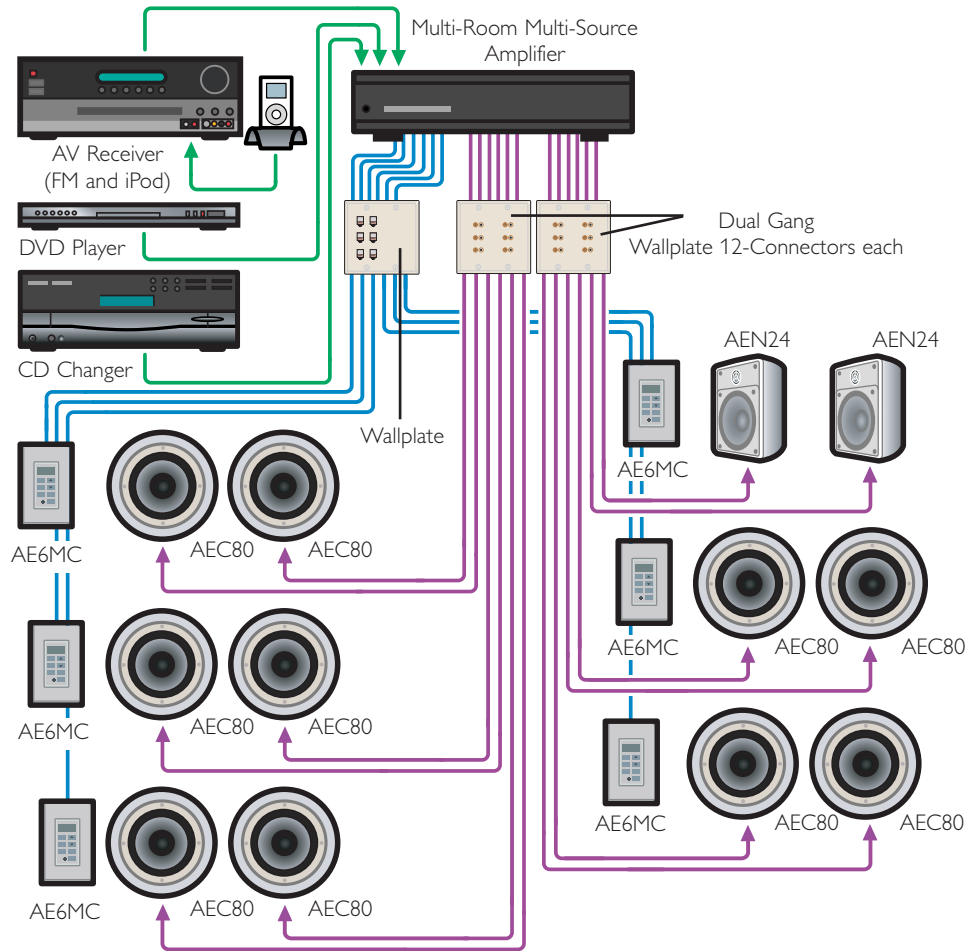
Description	Cat. No.
REB Box includes Low-Profile Frame	47617-REB
High Profile Cover	47617-HPC
Low Profile Frame	47617-LPF
Replacement Snap-in Plates (2/bag)	47617-PLT
REB Box includes High Profile Cover	47617-RBH
REB Box includes Low Profile Frame (3/Rack Pack Counter Display)	47617-REC



47617-REB

INSTALLATION DIAGRAMS

MULTI-SOURCE/MULTI-ROOM AUDIO SYSTEM USING LEVITON ARCHITECTURAL EDITION™ 12-CHANNEL 6 ROOM/ZONE AMPLIFIER/KEYPAD SYSTEM



APPLICATION:

This system is ideal for distributing up to seven individual sources (CD changer, FM, MP3 player, etc.) of high-performance multi-room audio to up to 6 rooms/zones. Two amplifier channels (LEFT and RIGHT) are assigned to each room/zone, delivering up to 200 Watts peak (80 Watts RMS) to each location. A flexible, intuitive LCD keypad provides volume control, source selection and even room adjustments.

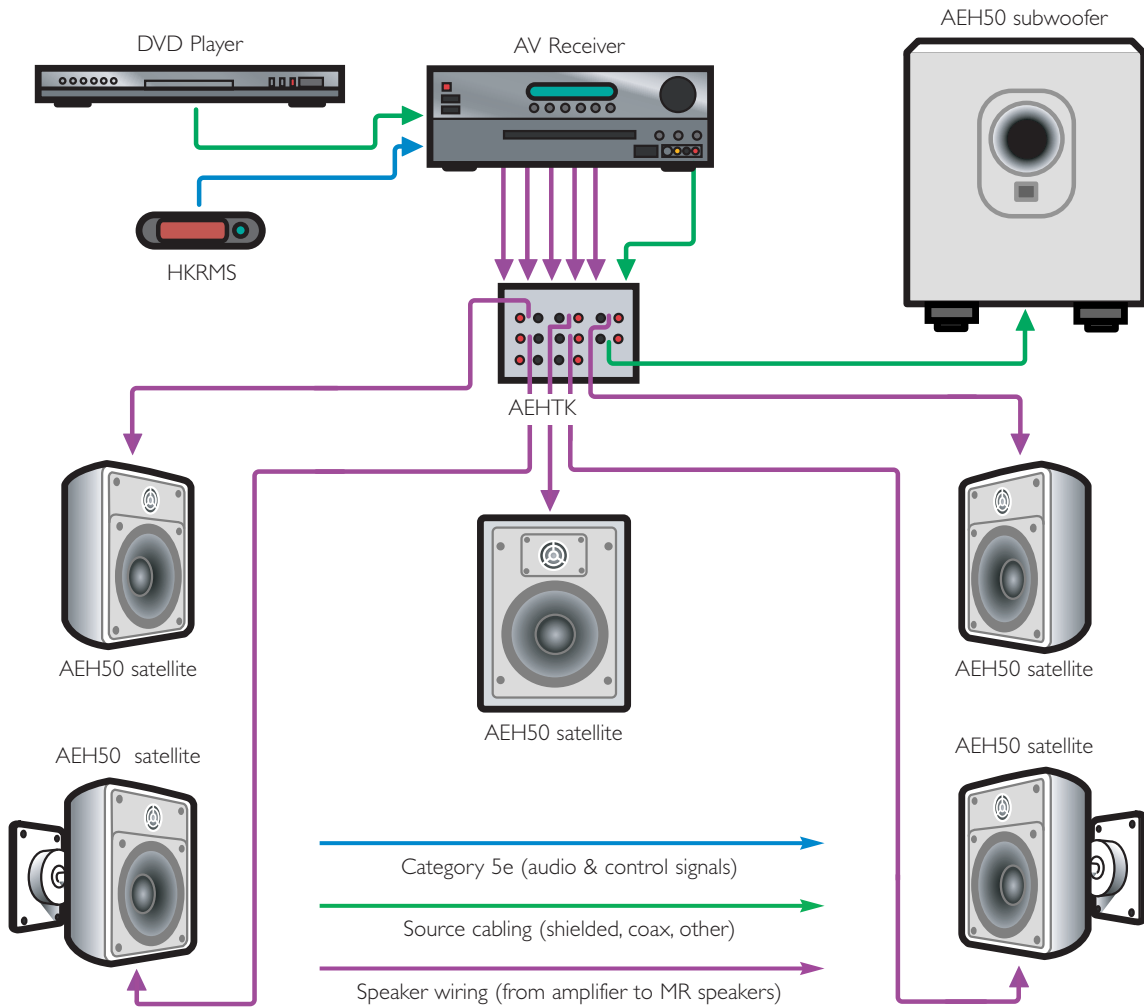
Note: because the multi-source/multi-room system can accommodate up to seven audio sources, none are included below.

Alternate system configuration: Leviton also offers a single-source version of the AE6MC amplifier, the AE6MA. This system offers the same audio performance. Simply use six of the Decora Strauss volume controls /SGVST-00W as replacements for the AE6MC-PAD keypads. In this configuration the category-5e patch cords and QuickPort jacks are not required.

Quantity	Item	Dash	Description
1	AE6MC	000	12 channel, 6 rooms/zones high-current multi-source/multi-room amplifier
6	AE6MC	PAD	LCD full-function keypad for use with AE6MC
1-6	AE6MC	RMT	Remote control for use with keypads. Allows convenient control of the system in any room/zone.
5 or 6 pairs	AEC80	000	JBL 8-inch ceiling speakers (other ceiling and in-wall models may be used)
5 or 6 pairs	AEPC8	KIT	Pre-construction kit for AEC80 speakers (kits are available for other speaker sizes)
1	AEN24	000	JBL two-way outdoor speakers with bracket (can be used if five pairs of indoor speakers are installed)
5	40756	B*	QuickPort 6-port inserts (for connecting amplifier outputs and keypad outputs to in-wall speaker and control wiring)
12	40833	B*E	QuickPort three-way binding posts for wallplate amplifier/speaker connections (BLACK)
12	40833	B*R	QuickPort three-way binding posts for wallplate amplifier/speaker connections (RED)
6	5G108	R*5	QuickPort Category-5e snap-in jacks for connecting keypad outputs from amplifier to in-wall wiring
3	80409	00*	Decora dual-gang wallplate for speaker and Category 5 connectors (three required, each takes two QuickPort 6-port inserts with 12 speaker connections and 6 Category 5 jacks total). The extra insert for other additional connections such as IR.
1	80414	**	Decora blank insert (can be replaced with an appropriate insert and jacks for additional connections such as IR)
6	52455	**	Leviton Category-5 patch cables for connecting the AE6MC keypad output jacks to the Decora QuickPort Category 5 wallplate jacks

INSTALLATION DIAGRAMS

ON-WALL HOME CINEMA SYSTEM



APPLICATION:

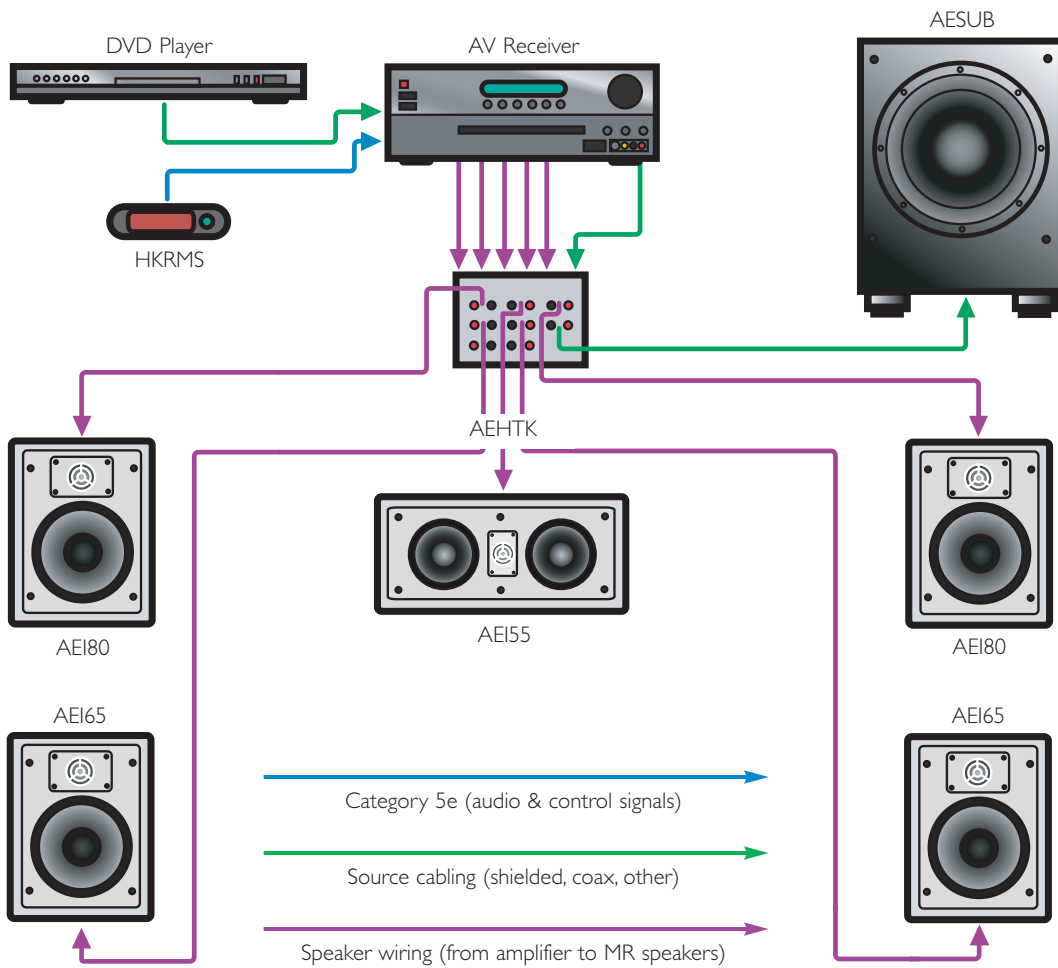
The on-wall home cinema system is ideal for use in more intimate living and family rooms, and in situations where room geography presents challenges to in-wall and ceiling speakers—when the system is in a corner, for example. The fully-adjustable Leviton/JBL satellite speakers can be installed on walls and ceilings and angled back toward the listening area to create an even, balanced sound-field.

Notes: additional satellites can be added to expand the basic five-channel surround system to seven-channel surround.

Quantity	Item	Dash	Description
1	HKAVR		Seven channel surround-sound audio/video receiver (AVR)
1	HKDVD		Advanced DVD player
1	HKRMS	000	Infra-red remote control extender kit, for use with the AVR and DVD player when enclosed in an entertainment center
1	AEH50	BL or WH	JBL five-channel home cinema system with two-way satellite mini-monitors and matched powered subwoofer
5-7	AEPHK	BL or WH	Rough-in kit for installing JBL satellite mini-monitors
1-2	AESS5	BL or WH	Additional satellite mini-monitors for expanding the system to six or seven channel surround-sound operation
1	AEHTK		Leviton home theater interface wallplate kit for connecting the AVR to the installed home theater wiring

INSTALLATION DIAGRAMS

IN-WALL HOME THEATER SYSTEM



INSTALLATION DIAGRAMS

APPLICATION:

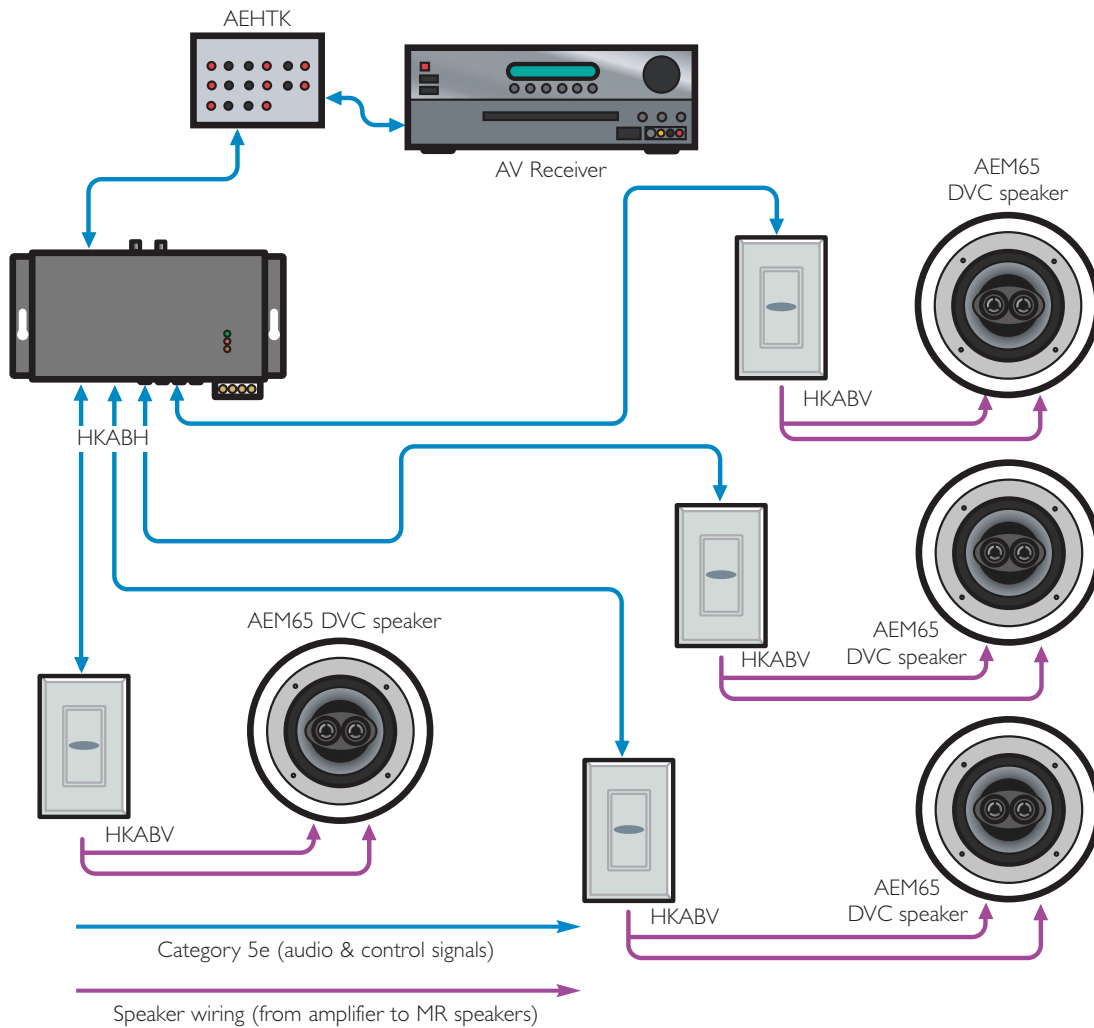
The high-performance in-wall home theater system is a no-compromise solution for larger rooms. JBL's EOS Waveguide technology allows flexibility in front speaker placement while maintaining even, smooth coverage.

Notes: Options include using a shelf center channel speaker for entertainment center installations, and either ceiling or in-wall surround-sound speakers.

Quantity	Item	Dash	Description
1	HKAVR		Seven channel surround-sound audio/video receiver (AVR)
1	HKDVD		Advanced DVD player
1	HKRMS	000	Infra-red remote control extender kit, for use with the AVR and DVD player when enclosed in an entertainment center
1 pair	AEI80	000	JBL 8-inch in-wall speakers for LEFT/RIGHT front channels (other in-wall sizes can be used)
1 pair	AEPI8	KIT	Pre-construction kit for AEI80 speakers (kits are available for other speaker sizes)
1	AEI55	000	JBL dual woofer in-wall center channel speaker (shelf model also available)
1	AEPI5	KIT	Pre-construction kit for AEI55 center channel speaker
1	AECCS	000	Center channel shelf speaker as an alternative for the AEI55 in-wall installed speaker; for use in entertainment center applications
1 or 2 pair	AEI65	000	JBL 6.5-inch in-wall speakers for SURROUND channels (other in-wall sizes or ceiling speakers can be used). The type of surround-sound system (five or seven channel) determines the number of surround speakers used.
1 or 2	AESUB	000	Powered 12-inch subwoofer for use with installed home theater LEFT/RIGHT/CENTER/SURROUND speakers. A second subwoofer is ideal for larger or challenging rooms.
1	AEHTK		Leviton home theater interface wallplate kit for connecting the AVR to the installed home theater wiring

INSTALLATION DIAGRAMS

ADDING A SINGLE-SOURCE/MULTI-ROOM AUDIO SYSTEM TO AN A-BUS READY® AUDIO/VIDEO RECEIVER (AVR) RUNNING A HOME THEATER SYSTEM USING HARMAN/KARDON A-BUS® COMPONENTS



APPLICATION:

An easy and quick way to use an A-BUS Ready® audio video receiver (AVR) to run a multi-room audio system along with a multi-channel home theater system at the same time, with four indoor rooms/zones (may be expanded to cover more rooms with additional A-BUS hubs).

Each room/zone has its own amplified A-BUS volume control for individual listening. The system will also pass remote infra-red commands back to the AVR for source and system control.

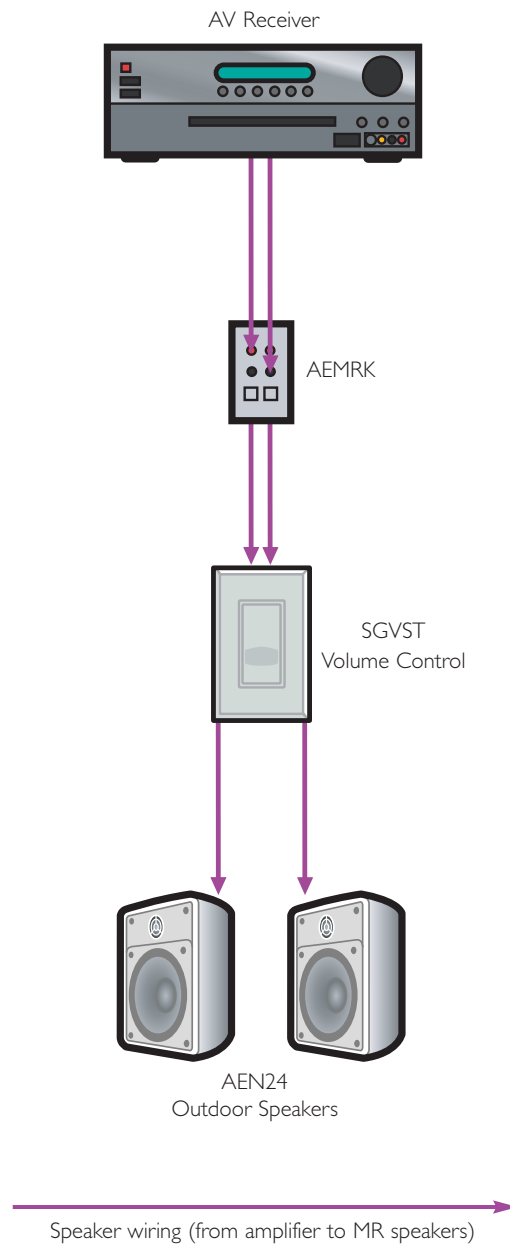
Notes:

1. Because of its high sensitivity, the Leviton/JBL AEM65 dual voice-coil/dual tweeter array stereo ceiling speaker is recommended for this system.
2. The A-Bus hub can also be used with a non-A-BUS Ready AVR by connecting a source output (or AVR fixed output, such as MULTI-ROOM OUT or TAPE OUT) to the hub's RCA input jacks.
3. The AVR's multi-room output feature must be correctly set-up and a listening source assigned.
4. For adding a higher-powered outdoor listening zone to an A-Bus multi-room audio system, the AVR's multi-room capability and unused surround-channels (in a 5.1 system) can be used for this purpose.
This is covered in the next system application.

Quantity	Item	Dash	Description
1	HKAVR		A-BUS compatible surround-sound audio/video receiver (AVR)
4	HKABV	000	A-BUS amplified volume control
1	HKABH	000	A-BUS multi-room hub with power supply (may be expanded with additional hubs)
4	AEM65	000	JBL dual voice-coil stereo ceiling speaker
1	AEHTK	000	Leviton home theater interface wallplate kit for connecting the Harman/Kardon AVR to the installed multi-room wiring
1	5G108	R*5	Leviton QuickPort Category-5e snap-in jack for the AEHTK wallplate. Connects to the Harman/Kardon AVR's A-Bus output
1	52455	**	Leviton Category-5 patch cable for connecting the Harman/Kardon AVR's A-Bus output jack to the AEHTK wallplate

INSTALLATION DIAGRAMS

ADDING OUTDOOR MUSIC TO A MULTI-ROOM CAPABLE AUDIO/VIDEO RECEIVER (AVR) RUNNING A 5.1 HOME THEATER SYSTEM



APPLICATION:

Expanding a multi-room capable AVR running a 5-channel home theater system by utilizing surround-sound channels 6 and 7. In this way, the “unused” surround channels can be used to drive a higher-powered outdoor or other listening zone.

This application is ideal for maximizing a home-theater AVR which is also running a multi-room A-BUS® system. By using surround-sound channels 6 and 7 to run a higher-powered outdoor zone while the A-BUS® hub and volume controls cover the indoor listening zones, the result is a complete whole-house entertainment experience.

Note: the AVR's multi-room output feature must be correctly set-up and a listening source assigned. To be able to use channels 6 & 7 for stereo listening, they must not be connected to any surround-sound speakers (as in a 6 or 7.1 system).

Quantity	Item	Dash	Description
1	HKAVR		Seven channel surround-sound audio/video receiver (AVR)
1	AEN24	000	JBL two-way outdoor speakers with bracket (the three-way JBL AES36 can be substituted if greater coverage is desired)
1	SGVST	00W	Leviton Decora Strauss volume control
1	4998	GY 0rW	Leviton outdoor GFCI cover (for use with the volume control if it is installed outdoors). Available in gray or white.
1	AEMRK		Leviton multi-room audio interface wallplate kit for connecting the AVR to the installed volume control and outdoor speaker wiring

INDEX

CAT. NO.	PAGE NO.	CAT. NO.	PAGE NO.	CAT. NO.	PAGE NO.
101-AN	31	177IR-IWA	49	40803-B	180
101-P	31	177RC-00	49	40804	180
102-P	31	18302-1	29	40804-B	180
113	31	18302-1N	29	40806	180
114	31	1901	86	40806-B	180
115PR	31	1903	90	40807	181
115PV	31	1909	86	40807-B	181
1228	15	2152	113	40807-B2	181
123	30	223	16	40830	179
123-P	30	26115	63	40830-B	179
125	33	2651-2	7	40831-B	178
12533	36	2653-2	7	40832-B	179
12536	36	274	33	40833	179, 253
12537	36	278	18	40833-B	179
12538	36	278-PM	18	40837	179
12540	36	279	18	40837-B	179
12650	15	279-PM	18	40841-DW	249
12777	36	29816-C	29	40850-ABR	181
128	33	29816-C2	29	40850-B	181
1403	33	321	30	40850-IBR	181
1406	33	321-P	30	40850-WBR	181
1420	67	3950-BKT	151	40859	179
1432	117	403	114	40859-B	179
1451	7	404	114	40888-72W	249
1451-2	7	405	113	40905-25W	249
1451-4	7	406	113	40951-1P	242
1453	7	40701-B	180	40952-2P	242
1453-2	7	40702-B	180	41084-B	179
1453-4	7	40734-SV	179	41084-F*F	178
1461-GL	7	40735-RL	178	4108W-0SP	180
1461-LH	7	40735-RO	178	4108W-1SP	180
1463-GL	7	40735-RR	178	41106-R*6	177
1463-LH	7	40735-RV	178	41108-R*3	177
1469	32	40735-RW	178	41108-R*5	177
16509-2PK	34	40735-RY	178	41108-R*8	177
17100-1WY	49	40753-B	181	41647	180
17100-2WY	49	40754-B	181	41648	180
1754	23	40756	253	42400-8FG	146
1754-2	23	40756-B	181	43080-1S1	180
1754-IL	23	40782-CPF	179	43080-1S2	180
1755	23	40782-R*W	179	43080-1S3	180
1755-2	23	40803	180	43080-1S4	180

CAT. NO.	PAGE NO.	CAT. NO.	PAGE NO.	CAT. NO.	PAGE NO.
43080-1S6	180	47605-14E	141	47611-GT4	159
43080-2S2	180	47605-14G	142	47612-1SB	147
43080-2S4	180	47605-14P	142	47612-28B	143
43080-2S6	180	47605-28B	142	47612-42B	143
43080-2S8	180	47605-28D	142	47612-6SB	147
43080-S12	180	47605-28G	142	47612-CBK	147
47000-CHM	174	47605-28N	142	47612-DBK	146
47000-CSB	174	47605-28P	142	47612-EBK	146
47000-CSG	174	47605-28W	142	47612-FSB	147
47000-CWS	174	47605-42D	143	47612-HBK	146
47000-D1	174	47605-42N	142	47612-HSB	147
47000-E1	174	47605-42P	143	47612-MMA	146
47000-MKB	174	47605-42W	142	47612-SBK	145
47000-PRT	174	47605-ACN	149	47612-UBK	147
47000-STR	174	47605-ACS	149	47616-DSB	154
47000-WV1	174	47605-C5B	154	47616-DSF	156
47602-24E	144	47605-DP	149	47617-HPC	251
47602-BKE	144	47605-F28	142	47617-LPF	251
47603-110	155, 248	47605-F42	143	47617-PLT	251
47603-12B	156	47605-MDC	145	47617-RBH	251
47603-12M	153	47605-MDU	145	47617-REB	251
47603-12P	153	47605-NDP	149	47617-REC	251
47603-18B	156	47605-PSA	150	47621-CMS	248
47603-18M	153	47605-PSB	150	47621-MIE	248
47603-18P	153	47605-PSC	150	47689-B	154
47603-1G4	154	47606-AHT	153	47690-4	166
47603-1G6	154	47606-ASO	153	47690-4C	166
47603-1G8	154	47606-BNP	153	47690-4C2	166
47603-20B	156	47606-BTV	153	47690-6	166
47603-24P	153	47609-4	155	47690-6C	166
47603-412	153	47609-4DP	155	47690-6C2	166
47603-8C1	153	47609-D5P	155	47690-8	167
47603-C5	155	47609-EMP	155	47690-8C	166
47603-DP6	154	47609-F6	155	47690-8C2	167
47603-TDM	156	47609-S10	155	47690-G4	166
47603-TSV	154	47609-TSV	154, 156	47690-G6	166
47604-F6	145	47611-5GB	159	47690-G8	167
47604-F6S	145	47611-5PT	159	47690-NFA	172
47605-140	141	47611-8PT	159	47691-3MS	167
47605-14B	142	47611-C6	155	47693-16P	161
47605-14C	142	47611-C6B	154	47693-1P	161
47605-14D	142	47611-GB4	159	47693-31P	161

INDEX

CAT. NO.	PAGE NO.	CAT. NO.	PAGE NO.	CAT. NO.	PAGE NO.
47693-3BY	164	4980	117	5325-S	10
47693-8P	161	49816-C	29	5328	10
47693-ESM	164	4986	117	5334	24
47693-G3Y	164	49875	29	5335	24
47693-GSM	164	4990	117	5336	24
48210-MCH	247, 248	4992	117	5361-0CH	251
48210-MRU	247, 248	4996	117	5380	11
48210-MSU	247, 248	4998	117, 261	54504-2	7
48210-SRU	247	5000	16	55050	18
48210-VA	165	5050	18	55054	18
48211-6A	241	5054	18	5601	5
48211-WVC	239	51012	34	5601-2	5
48211-WVK	239	51012-LED	34	5601-S2	5
48212-124	151	51084-CLB	182	5601-X2	6
48212-6S	149	51084-ICN	182	5601-Z2	6
48212-IEC	150	51084-XLB	182	5602-2	5
48213-CVS	172	51110-PTC	218	5603	5
48213-VMA	171	51120-1	218	5603-2	5
48566	34	51120-3	218	5603-S2	5
48568	34	51120-3R	218	5604-S2	5
48580	34	5206	18	5611	5
48585	34	5207	18	5611-2	5
48642	31	52120-M2H	218	5613	5
48643	31	5224	24	5613-2	5
48646	31	5224-2	24	5614-2	5
48648	31	5225	24	5618-2	6
4925-2	117	5226	24	5625	22
4926	117	5241	24	5626	22
4927	99	5243	24	5627	22
4928	99	5245	24	5634	22
4934	99	52455	253, 259	5636	22
4937	31	5246	24	5637	22
49563	34	5248	14	5640	22
49566	34	5248-4	14	5641	22
49566-LED	34	5261-0CH	251	5643	22
49567	34	5280	11	5645	22
49568	34	531	33	5646	22
4970	117	5320	14	5951	151
4976	117	5320-4	14	5952	151
4976-FS	117	5320-S	14	5953	151
4978	117	5321	36	5954	151
4979	117	5325	10	5955	151

CAT. NO.	PAGE NO.	CAT. NO.	PAGE NO.	CAT. NO.	PAGE NO.
5976	116	6230M	73	6637-P	58, 59
5976-D	116	62460-XX	177	6639	63, 64
5977	116	6250-3	67	6641	62
5977-D	116	6260M	73	6643	62
5978	116	6280	216	6651	74
5978-D	116	6284	219	6652	74
5996	116	6285	219	6668	58, 59
5996-D	116	6287	220	6683	63, 64
5997	116	6288	220	6691	62
5997-D	116	6289	220	6693	62
5998	116	6291-VI	214	688	16
5998-D	116	6293-VI	214	688-00	251
5EA10-M1	176	6294	215	689-00	251
5EA10-M2	176	6296	216	69	33
5EA10-M3	176	6298	216	690-00	251
5EA10-M4	176	6299	219	692	33
5EA10-S1	176	63	33	694	33
5EA10-S2	176	6312	209	697	33
5EA10-S3	176	6315	209	698	33
5EA10-S4	176	6316	209	699	33
5F100-6QP	146	6320	209	6ADPT	33
5F100-6VF	146	6337	217	7280	11
5F100-BNC	146	6371-I	215	7299	23
5G108	253, 259	6375	217	7380	11
5G108-R*5	177	6376	217	7591	23
5G460-XX	177	6386	221	7599	13
5L000-LOK	143	65	33	78000-PRT	113
6	29	6511-6	35	78001	86
6-N	29	6512H	73	78003	90
61	33	6515M	73	78004	93
61110-R*T	177	6516-2PK	35	78005	103
6124H	74	6560M	73	78009	86
612	31	6602-220	63	78011	86
6151	67	6613-PL	58, 59	78012	86
6161	67	6615-P	58, 59	78013	94
617	31	6616-X	63, 64	78014	96
6196-FS	117	6627-1	58, 59	78016	90
6196-VFS	117	6628	58, 59	78021	103
6197	114	6629-3	58, 59	78023	87
6212H	73	6630	58, 59	78025	96
6215M	73	6631-L	58, 59	78030	90
6227	216	6633-PL	58, 59	78036	87

INDEX

CAT. NO.	PAGE NO.	CAT. NO.	PAGE NO.	CAT. NO.	PAGE NO.
78400-PRT	113	80525	97	80735	96
78500-PRT	113	80526	100	80736	87
7899	13	80528	99	80743	103
80301	79	80530	100	80745	104
80309	79	80533	97	80746	105
80311	79	80601	83	80747	106
80312	80	80605	107	80781	112
80314	114	80608	107	80782	112
80321	80	80609	83	81001	86
80326	80	80611	83	81001-PB	86
80381	114	80612	83	81003	90
80400	63, 114	80700	114	81003-PB	90
80401	81, 181	80701	86, 110	81004	93
80401-CO	110	80703	90, 93, 109	81005	103
80401-GF	110	80703-CO	110	81009	86
80401-IG	110	80703-GF	110	81009-PB	86
80405	104	80703-IG	109	81011	86
80407	82	80704	93	81011-PB	86
80408	82	80704-IG	109	81012	86
80409	81, 181, 253	80705	103	81012-PB	86
80411	81	80706	104	81013	94
80412	81	80707	104	81013-PB	94
80414	114, 253	80708	106	81014	96
80421	104	80709	86	81016	90
80423	82	80711	86	81017	94
80431	104	80712	86	81021	103
80436	82	80714	96	81023	87
80455	105	80716	90, 109	81023-PB	87
80479	105	80716-IG	109	81025	96
80501	88	80718	95	81025-PB	96
80503	91	80719	98	81036	87
80504	93	80720	99	81040	100
80505	106	80720-IG	110	81045	106
80506	107	80721	103	81079	101
80508	107	80723	87	81080	101
80509	88	80725	96	81401	81
80511	88	80726	100	81401-PB	81
80512	88	80728	99	81409	81
80513	94	80730	90	81409-PB	81
80514	97	80731	104	81411	81
80516	91	80732	104	81411-PB	81
80521	106	80734	98	81412	81

CAT. NO.	PAGE NO.	CAT. NO.	PAGE NO.	CAT. NO.	PAGE NO.
81423	82	84003-40	90	84041	90
82001	86	84003-E40	109	84042-40	103
82003	90	84003-IG	109	84043	103
82004	93	84004-40	93	84045-40	106
82005	103	84005	103	84046-40	105
82009	86	84005-40	103	84047-40	106
82011	86	84006-40	105	84048-40	87
82012	86	84007	103	84049-40	87
82013	94	84007-40	103	84050-40	87
82014	96	84008-40	105	84052-40	93
82016	90	84009	86	84055-40	90
82021	103	84009-40	86	84056-40	90
82023	87	84011	86	84057-40	98
82025	96	84011-40	86	84061-40	94
82036	87	84012	86	84062-40	94
82080	101	84012-40	86	84064	96
82400-PRT	113	84013	94	84064-40	96
82601	84	84013-40	94	84065-40	96
82602	84	84014	96	84066-40	96
83000-PRT	113	84014-40	96	84067-40	96
83001	86	84016	90	84068-40	96
83003	90	84016-40	90	84070-40	87
83004	93	84016-E40	109	84077-40	104
83005	103	84017-40	94	84078-40	105
83009	86	84018-40	95	84079-40	101
83011	86	84019	98	84080-40	101
83012	86	84019-40	98	84081-40	101
83013	94	84020-40	99	84085-40	105
83014	96	84021-40	103	84087-40	105
83016	90	84022	99	84088-40	103
83025	96	84023-40	87	84092-40	100
83026	99	84025	96	84101	89
83028	99	84025-40	96	84101-40	89
83401	81	84026	99	84103	91
83409	81	84028	99	84103-40	91
83411	81	84030-40	90	84104-40	93
84000-PRT	113	84033-40	96	84105-40	108
84000-T	113	84035-40	98	84109-40	89
84000-TSD	113	84036-40	87	84111-40	89
84001	86	84037-40	95	84112-40	89
84001-40	86	84039-40	100	84114	97
84003	90	84040-40	100	84114-40	97

INDEX

CAT. NO.	PAGE NO.	CAT. NO.	PAGE NO.	CAT. NO.	PAGE NO.
84116	91	85030	90	86057	98
84116-40	91	85033	96	86062-I	94
84121-40	108	85036	87	86064	96
84125-40	97	85041	90	86077	105
84130-40	91	85047	106	86078	105
84133-40	97	85052	93	86079	101
84134-40	98	85064	96	86080	101
84137-N	95	85101	89	86085	105
84146-40	108	85103	91	86087	105
84147-40	108	85109	89	86101	89
84400-PRT	113	85114	97	86103	91
84401-40	81	85116	91	86105	108
84409-40	81	85400-PRT	113	86106	108
84411-40	81	86000-PRT	113	86108	108
84412-40	81	86001	86	86109	89
84419-40	98	86003	90	86111	89
84421-40	104	86004	93	86113	95
84423-40	82	86005	103	86114	97
84436-40	82	86006	105	86116	91
84441-40	112	86007	103	86400-PRT	113
84442-40	112	86008	105	86500-PRT	113
84444-40	112	86009	86	86601	84
84455-40	105	86011	86	86602	84
84500-PRT	113	86012	86	87000-PRT	113
85000-PRT	113	86013	94	87001	86
85001	86	86014	96	87003	90
85003	90	86016	90	87005	103
85004	93	86017	94	87009	86
85005	103	86018	95	87011	86
85006	105, 107	86019	98	87012	86
85008	105	86021	103	87014	96
85009	86	86023	87	87016	90
85011	86	86025	96	87023	87
85012	86	86030	90	87025	96
85013	94	86033	96	87400-PRT	113
85014	96	86034	98	88000-PRT	113
85016	90	86035	98	88001	86
85018	95	86036	87	88003	90
85019	98	86041	90	88004	93
85021	103	86046	105	88005	103
85023	87	86047	106	88006	105
85025	96	86052	93	88007	103

CAT. NO.	PAGE NO.	CAT. NO.	PAGE NO.	CAT. NO.	PAGE NO.
88008	105	8827-CW2	29	AC204-1L	127
88009	86	8827-CW4	29	AC204-7L	127
88011	86	8829-CW1	28	AC215	130
88012	86	8829-CW2	28	AC215-T	130
88013	94	8829-CW4	28	AC220	130
88014	96	88400-PRT	113	AC220-T	130
88016	90	88500-PRT	113	AC315	130
88017	94	88601	84	AC320	130
88018	95	88602	84	AC642	136
88019	98	89201	92	AC643	136
88021	103	89203	92	AC644	136
88023	87	89209	92	AC646	136
88025	96	89301	92	AC734-SV	136
88030	90	89303	92	AC735-RO	136
88033	96	89500-PRT	113	AC735-RR	136
88034	98	89601	92	AC735-RW	136
88035	98	89603	92	AC735-RY	136
88036	87	911	67	AC830-B*E	136
88037	95	9332-P	18	AC830-B*R	136
88041	90	9432-P	18	AC830-B*Y	136
88046	105	9450-P	18	AC831-0B	136
88047	106	9452-P	18	AC832-0B	136
88052	93	9716-C	29	AC833-B*E	136
88057	98	9726-C	29	AC833-B*R	136
88062-WV	94	9820	29	AC837-B*E	136
88064	96	9820-N	29	AC837-B*R	136
88077	105	9860	28	ACGF1	131
88078	105	9860-B	28	ACGF2	131
88079	101	9860-L	28	ACP0R-CB	124
88080	101	9860-LHG	28	ACP10	124
88085	105	9874	29	ACP15-CB	124
88087	105	9875	29	ACSR6	131
88101	89	9875-2	29	ACSSR	131
88103	91	9883	29	ACT60	124
88105	108	AC084-B*B	136	ACW14	133
88106	108	AC084-B*F	136	ACWM1-24K	133
88109	89	AC084-F*F	136	ACWM1-PCH	133
88111	89	AC108-R*5	136	ACWM1-STS	133
88113	95	AC201-1L	127	ACWM2-24K	133
88114	97	AC201-7L	127	ACWM2-PCH	133
88116	91	AC203-1L	127	ACWM2-STS	133
8827-CW1	29	AC203-7L	127	ACWM3-24K	133

INDEX

CAT. NO.	PAGE NO.	CAT. NO.	PAGE NO.	CAT. NO.	PAGE NO.
ACWM3-PCH	133	AES36	227	HCCPG-1TW	206
ACWM3-ST5	133	AESS5	232, 255	HCCUR-E	208
ACWM4-24K	133	AESUB	230, 257	HCM06-1D	211
ACWM4-PCH	133	AT00R-10	124	HCM06-1S	211
ACWM4-ST5	133	AT00R-1L	124	HCM06/10-1D	212
ACWM5-24K	133	AT00R-7L	124	HCM06/10-1S	212
ACWM5-PCH	133	AT0SR-10	127	HCM10-1D	211
ACWM5-ST5	133	AT0SR-1L	127	HCM10-1S	211
ACWM6-24K	133	ATE04-1L	123, 124	HCP03-10W	213
ACWM6-PCH	133	ATE06-1L	123, 124	HCPRF-1TW	208
ACWM6-ST5	133	ATF01-1L	124	HCS10-1S	211, 212
ACWP1	133	ATGF1	131	HKABH	235, 259
ACWP2	133	ATH06-7L	124, 125	HKABV	235, 259
ACWP3	133	ATH08-1L	124	HKAVR	255, 257, 259, 261
ACWP4	133	ATI06-1L	123, 125	HKAVR-xxx	234
ACWP5	133	ATM06-1L	123, 125	HKDVD	234, 255, 257
ACWP6	133	ATM10-1L	123, 125	HKPOD	234
AE6MA	237, 238	ATS15-1L	127	HKRMS	234, 255, 257
AE6MC	237, 238, 253	ATX10-1L	124, 125	HXC10-1TW	206, 207
AE6MC-PAD	238	ATX12-7L	124, 125	HXC1A-1TW	206, 207
AE6MC-RMT	238	CR15S	15	HXC1D-1TW	206, 207
AEC65	226, 229	DCK2D-0C	207	HXC2D-1TW	206, 207
AEC80	226, 229, 253	DCK3D-00	207	HXC3D-1TW	207
AECCS	230, 257	DCK3D-0C	207	HXC4A-1TW	207
AEH50	231, 232, 255	DCK4A-00	207	HXC4D-1TW	207
AEHTK	255, 257, 259	DCK4A-0C	207	HXC7S-1TW	207
AEHTK-000	242	DCK4D-00	207	HXM06-1T	211
AEI55	229, 257	DCK4D-0C	207	HXM06/10-1T	212
AEI65	225, 229, 257	DCKPG-0AA	206	HXM10-1T	211
AEI80	225, 229, 257	DCKPG-0II	206	HXP15-1TW	213
AEM65	226, 229, 259	DCKPG-0SW	206	HXS08-1T	211, 212
AEMRK	261	DCKPG-0WW	206	IP710-DL	54, 55
AEMRK-000	242	DCKS7-00	49, 207	IPE04-1L	54, 55
AEN24	227, 253, 261	DCKS7-0C	49, 207	IPF01-1L	54, 55
AEPC8	253	DR15S	11	IPF05-1L	54, 55
AEPC8-KIT	226	DRK0D-1L	212	IPI06-1L	54, 55
AEPHK	232, 255	DRK0R-00	47, 215	IPI10-1L	54, 55
AEPI6-KIT	226	DRK0S-0L	207, 212	IPKIT-00	55
AEPI8	257	DRK1D-00	207	IPKIT-0N	55
AEPI8-KIT	226	DRKDD-1L	47, 48, 212	IPM06-1L	54, 55
AEPIS	257	HCA02-10E	219	IPM10-1L	54, 55
AEPIS-KIT	226	HCCKR-E	208	IPP0R-1L	70

CAT. NO.	PAGE NO.	CAT. NO.	PAGE NO.	CAT. NO.	PAGE NO.
IPP15-1L	70	PJ126	107	S214-N	104
IPQFK-00	55	PJ13	97	S426-N	104
IPX06-10	54, 55	PJ18	106	S48-N	103
IPX06-70	54, 55	PJ2	88	S54-N	98
IPX10-10	54, 55	PJ226	107	S601	87
IPX12-70	54, 55	PJ23	97	S602	87
LEDPL	35	PJ26	83	S603	87
M5979	116	PJ262	83	S604	87
M5999	116	PJ263	83	S701-40	99
MCM06-1L	48, 49	PJ264	83	S701-GY	99
MCM10-1L	48, 49	PJ3	88	S73-N	93
MCX10-1L	48, 49	PJ4	88	S746-N	100
MDE03-1L	47, 49	PJ7	93	S751	109
MDF01-1L	47, 49	PJ8	91, 110	SCG65-GRL	245
MDI06-1L	47, 49	PJ8-IG	110	SGAMP	240
MDI10-1L	47, 49	PJ82	91, 110	SGC65	244
MDM06-1L	47, 49	PJ826	107	SGI65	244
MDM10-1L	47, 49	PR150-1L	70	SGI65-GRL	245
MN00C-1L	48	PR180-1L	70	SGI80	244
MS00R-10	47	PS110-10	72	SGI80-GRL	245
MSE0R-10	47	PS110-1F	72	SGO99	244
N138	105	PS200-10	72	SGVCK-E	239
N751	109	PS200-1F	72	SGVCK-IA	239
N84034-40	98	PSC1	108	SGVCK-LA	239
OCCFL	35	PSC14	109	SGVSM-W	239
P1426	106	PSC26	109	SGVST	261
P22	95	PSC7	109	SGVST-W	239
P2262	104	PSC8	108	SO26	84
P326	104	PSE1	108	SO262	84
P38	103	PSE14	109	SO263	84
P48	103	PSE26	109	T5015	15
PCC55-KIT	226, 245	PSE7	109	T5020	15
PCI65-KIT	245	PSE8	108	T5225	24
PCI80-KIT	245	RPI06-10	56, 57	T5320	14
PE100-10W	65	RPI06-1L	56, 57	T5325	10
PE200-10W	65	RS110-10	72	T5625	22
PE200-70W	65	RS110-1F	72	T5979	116
PE300	65	RTD01-10	56, 57	T7599	13
PE300-D0W	65	RTF01-10	56, 57	T7899	13
PE400-10W	65	S112-N	105	TBI03	67
PJ1	88	S126	104	TBR15	15
PJ11	94	S1426-N	106	TBR20	15

INDEX

CAT. NO.	PAGE NO.	CAT. NO.	PAGE NO.
TDR15	11	VPSLB-S4	201
TDR20	11	VPX10	44
TGI06-1L	61, 62	VPX10-1L	42
TGI10-1L	61, 62	VPX12	44
TGM10-1L	61, 62	VPX12-7L	42
TT00R-1	51	VPZLB-Z4	201
TTI06-1L	51, 52	VRC0P-1L	202
TTI10-1L	51, 52	VRCPG-0SG	203
TTKIT	51	VRCPG-BSG	203
TTKTR	51	VRCS1-1L	201
TTM10-1L	51, 52	VRCS4-1L	201
TWR15	15	VRCZ1-1L	201
TWR20	15	VRCZ4-1L	201
VP00R-10	43	VRE06-1L	198
VP00R-1L	43	VRF01-1L	198
VP00R-7L	43	VRI06-1L	198
VP0SR-10	43	VRI10-1L	198
VP0SR-1L	43	VRM10-1L	198
VPE04	44	VRMR1-0SG	203
VPE04-1L	42	VRP03-1L	202
VPE06	44	VRP15-1L	202
VPE06-1L	42	VRS05-1L	199
VPF01	44	VRS15-1L	199
VPF01-1L	43	VSHUB-000	170
VPH06	44	VSHUB-IDC	170
VPH06-7L	43	VSIND-0SC	169
VPH08	44	VSOUT-00W	169
VPH08-1L	43	VSQIP-000	170
VPI06	44	W7599	13
VPI06-1L	42	W7599-TR	13
VPI06-ML	42	W7899	13
VPKIT-CD	43		
VPKIT-CS	43		
VPKIT-MD	43, 198, 201		
VPKIT-MS	43, 199, 201		
VPKIT-S4	201		
VPKIT-Z4	201		
VPM06	44		
VPM06-1L	42		
VPM10	44		
VPM10-1L	42		
VPS15-1L	43		

Leviton Manufacturing Co., Inc.

59-25 Little Neck Parkway, Little Neck NY 11362-2591

Telephone: 1-800-323-8920

Facsimile: 1-800-832-9538

Help Line: 1-800-824-3005 8:00 AM – 7:30 PM E.S.T. Monday – Friday

Leviton Manufacturing of Canada, Ltd.

165 Hymus Boulevard, Pointe-Claire, Quebec H9R 1Eg

Telephone: 1-800-469-7890

Facsimile: 1-800-563-1853

Leviton S. de R.L. de C.V.

Lago Tana 43, México DF CP 11290

México

Telephone: (+52) 55-5082-1040

Facsimile: (+52) 55-5386-1797

www.leviton.com.mx

Please visit us at www.leviton.com

