



LITHONIA LIGHTING[®]

QUANTUM[®]

HIGH-PERFORMANCE EMERGENCY LIGHTING

AcuityBrands.

WHEN IT COMES TO **SAFETY**, ADEQUATE IS NEVER ENOUGH

The life safety code (NFPA 101/IBC) defines a minimum amount of light needed to lead people to safety. At Lithonia Lighting, we set our goals higher, because lives depend on emergency lighting.

It's not about just getting by.
IT'S ABOUT LIFE.

 **QUANTUM**[®]

 **LITHONIA LIGHTING**[®]

 **AcuityBrands.**





GO ABOVE & BEYOND WITH QUANTUM®

We all depend on the right lighting to get us to safety, and then enough light for first responders to effectively do their jobs.

Leveraging decades of lighting expertise, Lithonia Lighting has created the Quantum emergency series. Employing solid-state technology precisely tailored for emergency situations, Quantum sets standards that go well beyond simply "meeting code."

Featuring a full-range of high-performance emergency lighting, exit signs and combo units, Quantum products are reliable, efficient, and easy-to-install — a perfect solution for most emergency applications.



Customers have come to expect the features Quantum offers:

- Contemporary design
- Premium batteries
- Damp location standard
- Track and swivel lamp heads
- Quick-and-easy installation

Cutting-edge battery technology and LED light sources provide Quantum with a long (up to 10 years), virtually maintenance-free lifespan, resulting in the lowest cost of ownership.

LITHONIA LIGHTING
SHEDS NEW LIGHT
ON EMERGENCY
TECHNOLOGY





QUANTUM ELMLT: UNPRECEDENTED

CONSTANT LIGHT OUTPUT, INCREASED SAFETY

A feature-rich LED emergency unit that delivers constant, high-output illumination well beyond the life safety code 90-minute minimum.

In an emergency, people will see better and for longer — those who live or work in an affected structure, along with the fire, rescue and police personnel who respond.

Quantum ELMLT sets a new standard for emergency illumination.



Quick-Mount® Installation

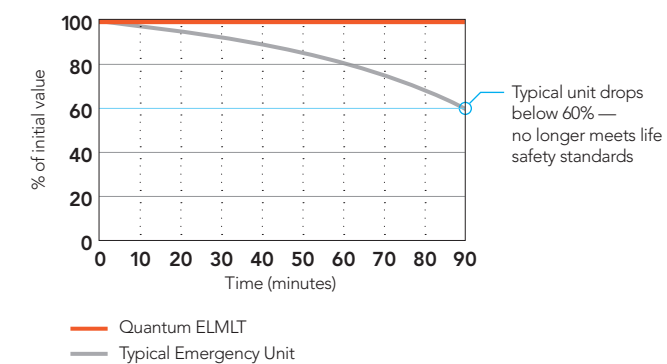
The patented Quick-Mount® is easy-to-install in less than three minutes, while tool-less entry allows for easy battery maintenance.



Testing

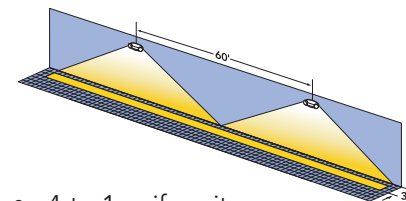
Available with self-diagnostics and remote test options.

Constant Light Output



Exceptional Performance

- Mount at heights from 7.5'-20'
- Up to 66' spacing




- 4-to-1 uniformity
- Quick-Mount® installation

Improved Battery Technology


Lithium iron phosphate battery:

- 3 wattage options
- Up to 7 LT24 lamp heads
- Life of 10 years or 2,000 cycles
- 24 hr. or less recharge time

SEE THE DIFFERENCE: ELMLT VS. TYPICAL INSTALLATION



Quantum® ELMLT unit at one and 90 minutes



Typical unit at 90 minutes



Track and Swivel Lamp Head

Highly-maneuverable lamp heads allow light positioning anywhere along the path of egress

POWER AND FLEXIBILITY. COMBINED.

LHQM LED

Quantum LED Exit-Unit Combo

The perfect choice when space is at a premium, Quantum LHQM LED provides both exit and emergency lighting.

- Impact-resistant, scratch-resistant engineering-grade thermoplastic housing
- Universal mounting: top, end or back
- Ni-cad battery
- Two HO battery options allow use with up to six LED lamp heads



LOW PROFILE. ADVANCED TECHNOLOGY.



ELM2 LED

Emergency Unit

A compact, low-profile emergency unit, Quantum ELM2 LED's advanced solid-state technology provides excellent lumen output, superior spacing, and requires little or no maintenance.

- Impact-resistant, scratch-resistant engineering-grade thermoplastic housing
- Compact, low-profile design
- Ceiling or wall mount
- Track and swivel arrangement permits a full range of directional lamp head adjustment
- Ni-cad battery
- HO battery option allows use with up to four LED lamp heads

SAFETY AND EFFICIENCY. EXPANDED.



ELA Q

LED Remote Heads

Our high output ELM2 LED and LHQM LED can both be equipped with an option to run remote heads without a larger housing.

- 12 parallel white LEDs per adjustable head
- Single or twin heads available
- Indoor remotes have a white thermoplastic housing
- Outdoor remotes have a standard gray cast aluminum housing

Quick-Mount Installation

Fastest installed unit on the market!

The Quantum Family offers Patented Quick-Mount installation features, making installation a snap and the Quantum Series the #1 choice. We've taken Quick-Mount installation to a whole new level.



1. Connect leads and twist butterfly bracket into place using existing J-box screws.



2. Attach canopy to butterfly bracket. No fasteners needed.



3. Attach housing to butterfly bracket and connect input leads.



UPSCALE LOOK. UPSCALE PERFORMANCE.



LQC

Quantum LED Die-Cast Exit Sign

Quantum LQC combines superior performance and easy installation with stylish, die-cast aluminum to create the perfect exit for applications where aesthetics really matter. LQC features a faceplate of brushed aluminum with matte black trim, and a finish layer of clear lacquer that discourages fingerprinting.

- Universal mounting: top, end or back (canopy included)
- Removable backplate for double face conversion
- AC-only, or Ni-cad battery operation

COMPACT. VERSATILE. SIMPLY EXCELLENT.



LQM

Quantum LED Exit Sign


Quantum LQM has a clean and contemporary appearance. This exit installs quickly, consumes less than a single watt of energy, and has a typical life of 10 years.

- Universal mounting: top, end or back (canopy included)
- AC-only, X2, or Ni-cad battery operation

Quick-Mount Installation

Fastest installed unit on the market!

The Quantum Family offers Patented Quick-Mount installation features, making installation a snap and the Quantum Series the #1 choice. We've taken Quick-Mount installation to a whole new level.



1. Connect leads and twist butterfly bracket into place using existing J-box screws.



2. Attach canopy to butterfly bracket. No fasteners needed.



3. Attach housing to butterfly bracket and connect input leads.

LITHONIA LIGHTING

Engineering high-performance systems to ensure the safety of everyone.





It's not about just getting by.
IT'S ABOUT LIFE.



One Lithonia Way
Conyers, GA 30012
800-334-8694
www.lithonia.com

