

Appleton® OZGEDNEY ETP Weatherproof Boxes, Covers, Lampholders and Lighting Commercial Products Fixtures

Applications

- Use in branch circuit wiring for wet, damp or dry locations.
- May be used as a junction box or a device box for switches, receptacles, GFCIs, etc.
- Lampholders are for use in exterior and interior applications to provide safety and security for driveways, doorways and walkways.
- Lighting fixtures are for use in areas where moisture ingress is a concern such as construction sites, tunnels, bridges and subways.

Features

- Rugged continuous and seamless diecast construction prevents entry of dirt, dust and moisture.
- Polyester powder coating is applied for uniform cosmetic coating and weatherproof durability.
- Mounting can be achieved with mounting lugs (provided) or by using the integral mounting knockouts.
- Smooth, accurately tapped hubs prevent wire abrasion.
- Clear UL marking and volumetric marking cast into each box and extension ring facilitate electrical inspection.
- Continuous box and cover compression ensure complete sealing at gasket interface to prevent moisture entry.
- Lockable covers and covers with integral devices are offered.
- Closure plugs (2), mounting lugs (2) and green ground screw provided with each box.
- Mounting hardware and gasket provided with each cover.
- Locking swivel knuckle on lampholders permits positive lamp positioning and accurate directional aiming.
- Lampholders are supplied with all hardware including locknuts, porcelain sockets and internal gaskets for reliability and weather protection.
- Photocells and lampholders are supplied with long leads (4" from the end of the knuckle) to facilitate wiring.
- Lighting fixtures are factory assembled and fully gasketed to ensure fast and easy installation.
- Complete installation instructions are provided with each item.
- In-Use covers include patented inserts and comply with NEC® requirements.
- Lighting fixtures are individually boxed, labeled and bar coded for ease of handling and identification.

Standard Materials/Finishes

- Boxes, extensions, covers, lamp-holders, lighting fixtures, and closure plugs: diecast aluminum
- In-use covers: polycarbonate
- Lugs: stamped aluminum (one- and two-gang boxes), integrally cast (round boxes)
- Cover screws: plated steel
- Gaskets: closed cell foam (covers), fiber (lampholders), closed cell foam or fiber (lighting fixtures)
- Glass: annealed glass
- Sockets: porcelain (lampholders and lighting fixtures)

NEC/CEC Certifications and Compliances

- UL Standard: 514A, 514D, 1598 as applicable
- UL Listed: E2527
- CSA Standard: C22.2 No. 18.1, C22.2 No. 250.0 as applicable
- cUL Listed: E2527
- NEMA: FB-1, OS-1



Most of the boxes, covers and lampholders are individually shrink wrapped, labeled and bar coded for ease of handling and identification.

Sturdy corrugated boxes with easy lift-off top with shrink wrapping facilitate merchandising.






Appleton® OZGEDNEY ETP One-Gang Weatherproof Outlet Boxes and Extensions

Commercial Products Closure plugs, ground screw and mounting lugs included.

NEC/CEC:
 UL Standard: 514A
 UL Listed: E2527
 CSA Standard: C22.2 No. 18.1
 cUL Listed: E2527
 NEMA: FB-1, OS-1

Commercial Products

NEC/CEC COMMERCIAL SWITCH AND OUTLET BOXES AND COVERS

	Depth (inches)	Wiring Cubic Inch Capacity	Hub Size (inches)	No. Of Hubs	Catalog Number
	2	18.3	1/2	4	WSL150 ①
	2	18.3	3/4	4	WSL175
	2	18.3	1/2	3	WSM150 ①
	2	18.3	3/4	3	WSM175
	2	18.3	1	3	WSM110
	2	18.3	1/2	5	WSP150
	2	18.3	3/4	5	WSP175
	2	18.3	1/2	5	WSX150
	2	18.3	3/4	5	WSX175
	2	18.3	1	5	WSX110
	2-5/8	25.5	1/2	3	WDM150
	2-5/8	25.5	3/4	3	WDM175
	2-5/8	25.5	1	3	WDM110

① Catalog number shown represents gray color. White (Suffix **W**) and Bronze (Suffix **B**) also available. Consult local sales representative for lead time.

Appleton® OZGEDNEY ETP One-Gang Weatherproof Outlet Boxes and Extensions
 Commercial Products Closure plugs, ground screw and mounting lugs included.

NEC/CEC:
 UL Standard: 514A
 UL Listed: E2527
 CSA Standard: C22.2 No. 18.1
 cUL Listed: E2527
 NEMA: FB-1, OS-1

	Depth (inches)	Wiring Cubic Inch Capacity	Hub Size (inches)	No. Of Hubs	Catalog Number
	2-5/8	25.5	1/2	5	WDX150
	2-5/8	25.5	3/4	5	WDX175
	2-5/8	25.5	1	5	WDX110
	1	9.5	-	-	WE1
	1-1/2	12.5	1/2	4	WEFX50
	1-1/2	12.5	3/4	4	WEFX75

Commercial Products

NEC/CEC COMMERCIAL SWITCH AND OUTLET BOXES AND COVERS

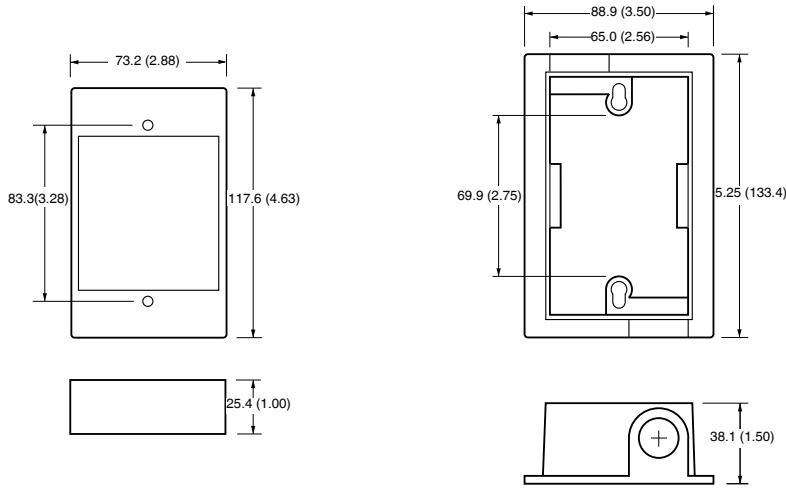
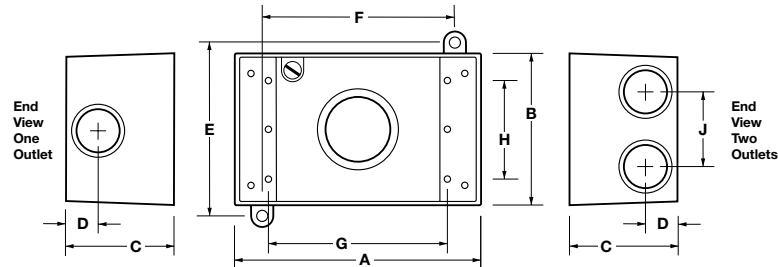
Appleton® OZGEDNEY ETP One-Gang Box and Extension Dimensions

Commercial Products Closure plugs, ground screw and mounting lugs included.

Commercial Products

NEC/CEC COMMERCIAL SWITCH AND OUTLET BOXES AND COVERS

Dimensions in Millimeters (Inches)



Extensions and Extension Adapters are used to provide additional capacity needed for NEC box fill requirements. Adapters allow installer to add "takeoffs" to new boxes and/or devices.






Extension E1

Flanged Extension Adapter: WEFX50, WEFX75

A	B	C	D	E	F	G	H	J	Catalog Number
115.8 (4.56)	71.4 (2.81)	50.8 (2.00)	17.5 (0.68)	77.7 (3.06)	88.9 (3.50)	82.6 (3.25)	47.8 (1.88)	36.5 (1.43)	WSL150
115.8 (4.56)	71.4 (2.81)	50.8 (2.00)	17.5 (0.68)	77.7 (3.06)	88.9 (3.50)	82.6 (3.25)	47.8 (1.88)	36.5 (1.43)	WSL175
115.8 (4.56)	71.4 (2.81)	50.8 (2.00)	17.5 (0.68)	77.7 (3.06)	88.9 (3.50)	82.6 (3.25)	47.8 (1.88)	-	WSM150
115.8 (4.56)	71.4 (2.81)	50.8 (2.00)	17.5 (0.68)	77.7 (3.06)	88.9 (3.50)	82.6 (3.25)	47.8 (1.88)	-	WSM175
115.8 (4.56)	71.4 (2.81)	50.8 (2.00)	17.5 (0.68)	77.7 (3.06)	88.9 (3.50)	82.6 (3.25)	47.8 (1.88)	-	WSM110
115.8 (4.56)	71.4 (2.81)	50.8 (2.00)	17.5 (0.68)	77.7 (3.06)	88.9 (3.50)	82.6 (3.25)	47.8 (1.88)	36.5 (1.43)	WSP150
115.8 (4.56)	71.4 (2.81)	50.8 (2.00)	17.5 (0.68)	77.7 (3.06)	88.9 (3.50)	82.6 (3.25)	47.8 (1.88)	36.5 (1.43)	WSP175
115.8 (4.56)	71.4 (2.81)	50.8 (2.00)	17.5 (0.68)	77.7 (3.06)	88.9 (3.50)	82.6 (3.25)	47.8 (1.88)	-	WSX150
115.8 (4.56)	71.4 (2.81)	50.8 (2.00)	17.5 (0.68)	77.7 (3.06)	88.9 (3.50)	82.6 (3.25)	47.8 (1.88)	-	WSX175
114.8 (4.52)	70.4 (2.77)	50.8 (2.00)	17.5 (0.68)	86.4 (3.40)	100.1 (3.94)	82.6 (3.25)	47.8 (1.88)	-	WSX110
115.8 (4.56)	71.4 (2.81)	66.8 (2.63)	19.1 (0.75)	77.7 (3.06)	88.9 (3.50)	82.6 (3.25)	47.8 (1.88)	-	WDM150
115.8 (4.56)	71.4 (2.81)	66.8 (2.63)	19.1 (0.75)	77.7 (3.06)	88.9 (3.50)	82.6 (3.25)	47.8 (1.88)	-	WDM175
115.8 (4.56)	71.4 (2.81)	66.8 (2.63)	19.1 (0.75)	77.7 (3.06)	88.9 (3.50)	82.6 (3.25)	47.8 (1.88)	-	WDM110
115.8 (4.56)	71.4 (2.81)	66.8 (2.63)	19.1 (0.75)	77.7 (3.06)	88.9 (3.50)	82.6 (3.25)	47.8 (1.88)	-	WDX150
115.8 (4.56)	71.4 (2.81)	66.8 (2.63)	19.1 (0.75)	77.7 (3.06)	88.9 (3.50)	82.6 (3.25)	47.8 (1.88)	-	WDX175
115.8 (4.56)	71.4 (2.81)	66.8 (2.63)	19.1 (0.75)	77.7 (3.06)	88.9 (3.50)	82.6 (3.25)	47.8 (1.88)	-	WDX110

Appleton® OZGEDNEY ETP Two-Gang Weatherproof Outlet Boxes and Extensions
 Commercial Products Closure plugs, ground screw and mounting lugs included.s

NEC/CEC:
 UL Standard: 514A
 UL Listed: E2527
 CSA Standard: C22.2 No. 18.1
 cUL Listed: E2527
 NEMA: FB-1, OS-1

	Depth (inches)	Wiring Cubic Inch Capacity	Hub Size (inches)	No. of Hubs	Catalog Number
	2.2	30.2	1/2	7	WSK250
	2.2	30.2	3/4	7	WSK275
	2.2	30.2	1/2	4	WSL250
	2.2	30.2	3/4	4	WSL275
	2.2	30.2	1/2	3	WSM250
	2.2	30.2	3/4	3	WSM275
	2.2	30.2	1	3	WSM210
	2.2	30.2	1/2	5	WSP250
	2.2	30.2	3/4	5	WSP275
	2.2	30.2	1/2	6	WSR250
	2.2	30.2	3/4	6	WSR275

Commercial Products

NEC/CEC COMMERCIAL SWITCH AND OUTLET BOXES AND COVERS

Appleton® OZGEDNEY ETP Two-Gang Weatherproof Outlet Boxes and Extensions

Commercial Products Closure plugs, ground screw and mounting lugs included.

NEC/CEC:
 UL Standard: 514A
 UL Listed: E2527, E53330
 CSA Standard: C22.2 No. 18.1
 cUL Listed: E2527
 NEMA: FB-1, OS-1

Commercial Products

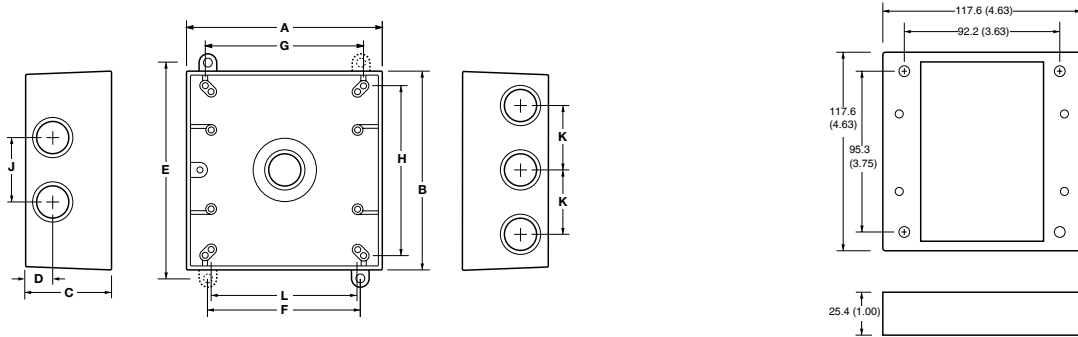
NEC/CEC COMMERCIAL SWITCH AND OUTLET BOXES AND COVERS

	Depth (inches)	Wiring Cubic Inch Capacity	HubSize (inches)	No. Of Hubs	Catalog Number
	2.2	30.2	1/2	7	WST250
	2.2	30.2	3/4	7	WST275
	2.2	30.2	1/2	5	WSX250
	2.2	30.2	3/4	5	WSX275
	2.2	30.2	1	5	WSX210
	2.78	36	1/2	7	WDX250
	2.78	36	3/4	7	WDX275
	2.78	36	1	7	WDX210
	2.78	36	1/2	5	WDP250
	2.78	36	3/4	5	WDP275
	2.78	36	1	5	WDP210
	1	16	—	—	WE2

Appleton® OZGEDNEY ETP Two-Gang Box and Extension Dimensions

Commercial Products

Dimensions in Millimeters (Inches)



Extension WE2 – Dimensions in Millimeters (Inches) Extensions and Extension Adapters are used to provide additional capacity needed for NEC box fill requirements. Adapters allow installer to add “take-offs” to new boxes and/or devices.

A	B	C	D	E	F	G	H	J	K	L	Catalog Number
115.0 (4.52)	115.0 (4.52)	54.5 (2.14)	16.0 (0.63)	123.6 (4.86)	98.2 (3.86)	93.7 (3.69)	96.1 (3.78)	-	-	82.6 (3.25)	WSK250
115.0 (4.52)	115.0 (4.52)	54.5 (2.14)	16.0 (0.63)	123.6 (4.86)	98.2 (3.86)	93.7 (3.69)	96.1 (3.78)	-	-	82.6 (3.25)	WSK275
115.0 (4.52)	115.0 (4.52)	54.5 (2.14)	16.0 (0.63)	123.6 (4.86)	98.2 (3.86)	93.7 (3.69)	96.1 (3.78)	38.1 (1.50)	-	82.6 (3.25)	WSL250
115.0 (4.52)	115.0 (4.52)	54.5 (2.14)	16.0 (0.63)	123.6 (4.86)	98.2 (3.86)	93.7 (3.69)	96.1 (3.78)	38.1 (1.50)	-	82.6 (3.25)	WSL275
115.0 (4.52)	115.0 (4.52)	54.5 (2.14)	16.0 (0.63)	123.6 (4.86)	98.2 (3.86)	93.7 (3.69)	96.1 (3.78)	-	-	82.6 (3.25)	WSM250
115.0 (4.52)	115.0 (4.52)	54.5 (2.14)	16.0 (0.63)	123.6 (4.86)	98.2 (3.86)	93.7 (3.69)	96.1 (3.78)	-	-	82.6 (3.25)	WSM275
115.0 (4.52)	115.0 (4.52)	54.5 (2.14)	16.0 (0.63)	123.6 (4.86)	98.2 (3.86)	93.7 (3.69)	96.1 (3.78)	-	-	82.6 (3.25)	WSM210
115.0 (4.52)	115.0 (4.52)	54.5 (2.14)	16.0 (0.63)	123.6 (4.86)	98.2 (3.86)	93.7 (3.69)	96.1 (3.78)	38.1 (1.50)	-	82.6 (3.25)	WSP250
115.0 (4.52)	115.0 (4.52)	54.5 (2.14)	16.0 (0.63)	123.6 (4.86)	98.2 (3.86)	93.7 (3.69)	96.1 (3.78)	38.1 (1.50)	-	82.6 (3.25)	WSP275
115.0 (4.52)	115.0 (4.52)	54.5 (2.14)	16.0 (0.63)	123.6 (4.86)	98.2 (3.86)	93.7 (3.69)	96.1 (3.78)	38.1 (1.50)	-	82.6 (3.25)	WSR250
115.0 (4.52)	115.0 (4.52)	54.5 (2.14)	16.0 (0.63)	123.6 (4.86)	98.2 (3.86)	93.7 (3.69)	96.1 (3.78)	38.1 (1.50)	-	82.6 (3.25)	WSR275
115.0 (4.52)	115.0 (4.52)	54.5 (2.14)	16.0 (0.63)	123.6 (4.86)	98.2 (3.86)	93.7 (3.69)	96.1 (3.78)	-	38.1 (1.50)	82.6 (3.25)	WST250
115.0 (4.52)	115.0 (4.52)	54.5 (2.14)	16.0 (0.63)	123.6 (4.86)	98.2 (3.86)	93.7 (3.69)	96.1 (3.78)	-	38.1 (1.50)	82.6 (3.25)	WST275
115.0 (4.52)	115.0 (4.52)	54.5 (2.14)	16.0 (0.63)	123.6 (4.86)	98.2 (3.86)	93.7 (3.69)	96.1 (3.78)	-	-	82.6 (3.25)	WSX250
115.0 (4.52)	115.0 (4.52)	54.5 (2.14)	16.0 (0.63)	123.6 (4.86)	98.2 (3.86)	93.7 (3.69)	96.1 (3.78)	-	-	82.6 (3.25)	WSX275
115.0 (4.52)	115.0 (4.52)	54.5 (2.14)	16.0 (0.63)	123.6 (4.86)	98.2 (3.86)	93.7 (3.69)	96.1 (3.78)	-	-	82.6 (3.25)	WSX210
115.0 (4.52)	115.0 (4.52)	67.8 (2.66)	21.7 (0.85)	123.6 (4.86)	98.2 (3.86)	93.7 (3.69)	96.1 (3.78)	38.1 (1.50)	-	82.6 (3.25)	WDK250
115.0 (4.52)	115.0 (4.52)	67.8 (2.66)	21.7 (0.85)	123.6 (4.86)	98.2 (3.86)	93.7 (3.69)	96.1 (3.78)	38.1 (1.50)	-	82.6 (3.25)	WDK275
115.0 (4.52)	115.0 (4.52)	67.8 (2.66)	21.7 (0.85)	123.6 (4.86)	98.2 (3.86)	93.7 (3.69)	96.1 (3.78)	38.1 (1.50)	-	82.6 (3.25)	WDK210
115.0 (4.52)	115.0 (4.52)	67.8 (2.66)	21.7 (0.85)	123.6 (4.86)	98.2 (3.86)	93.7 (3.69)	96.1 (3.78)	38.1 (1.50)	-	82.6 (3.25)	WDP250
115.0 (4.52)	115.0 (4.52)	67.8 (2.66)	21.7 (0.85)	123.6 (4.86)	98.2 (3.86)	93.7 (3.69)	96.1 (3.78)	38.1 (1.50)	-	82.6 (3.25)	WDP275
115.0 (4.52)	115.0 (4.52)	67.8 (2.66)	21.7 (0.85)	123.6 (4.86)	98.2 (3.86)	93.7 (3.69)	96.1 (3.78)	38.1 (1.50)	-	82.6 (3.25)	WDP210





Appleton® OZGEDNEY ETP Round Weatherproof Outlet Boxes and Extensions

Commercial Products Closure plugs, ground screw and mounting lugs included.

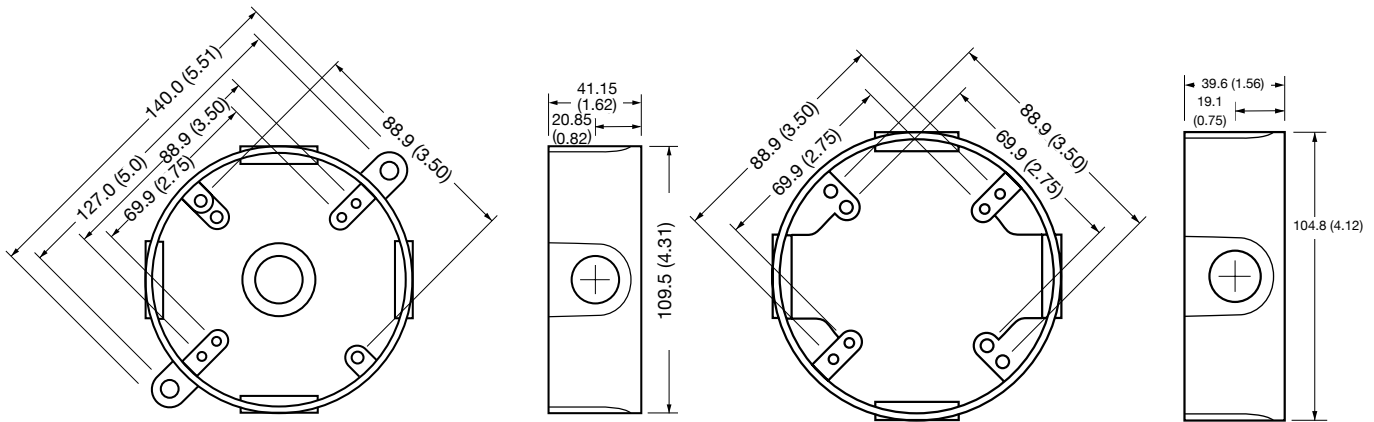
NEC/CEC:
 UL Standard: 514A
 UL Listed: E2527
 CSA Standard: C22.2 No. 18.1
 cUL Listed: E2527
 NEMA: FB-1, OS-1

Commercial Products

NEC/CEC COMMERCIAL SWITCH AND OUTLET BOXES AND COVERS

	Depth (inches)	Wiring Cubic Inch Capacity	Hub Size (inches)	No. Of Hubs	Catalog Number
	1.62	16	1/2	5	WRX50 ①
	1.62	16	3/4	5	WRX75 ①
	1.62	16.5	1/2	4	WERX50
	1.62	16.5	3/4	4	WERX75

Dimensions in Millimeters (Inches)



WRX50
 WRX75
 WRX50CG
 WRX75CG

Extension WERX50/WERX75
 Extensions and Extension Adapters are used to provide additional capacity needed for NEC box fill requirements. Adapters allow installer to add "take-offs" to new boxes and/or devices.

① Catalog number shown represents gray color. White (Suffix **W**) and Bronze (Suffix **B**) also available. Consult local sales representative for lead time.


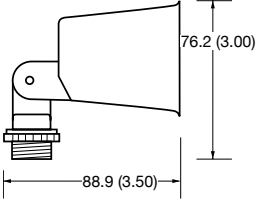
Appleton® OZGEDNEY ETP Weatherproof Lampholders

Commercial Products

NEC/CEC:
 UL Standard: 1598
 CSA Standard: C22.2 No. 250

Locking swivel knuckle permits lamp positioning and aiming.

Supplied with porcelain sockets, gaskets, extra long leads, locknut and other hardware. For aiming horizontal or downward. For use with 150 W.

	Description	Color	Catalog Number	
	Unfinished Lampholder	Metal	WLU1	
	Finished Lampholder	Gray	WLI ①	

Commercial Products

NEC/CEC COMMERCIAL SWITCH AND OUTLET BOXES AND COVERS

① Catalog number shown represents gray color. White (Suffix **W**) and Bronze (Suffix **B**) also available. Consult local sales representative for lead time.


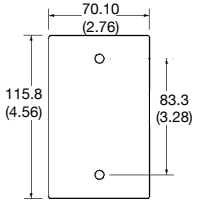

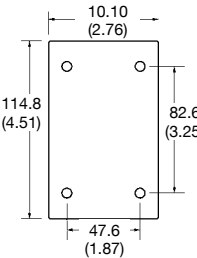


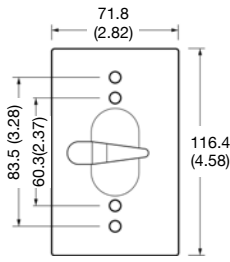

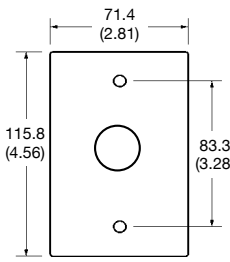
Appleton® OZGEDNEY ETP One-Gang Weatherproof Covers

Commercial Products Gasket and mounting hardware included.

NEC/CEC:
 UL Standard: 514D
 UL Listed: E2527
 CSA Standard: C22.2 No. 18.1
 cUL Listed: E2527
 NEMA: OS-1

Commercial Products

NEC/CEC COMMERCIAL SWITCH AND OUTLET BOXES AND COVERS

	Description	Orientation	For use with devices	Color	Catalog Number	
	Blank Cover, 2-screws (stamped aluminum)	Universal	—	Gray	WCB1	
	Blank Cover, 4-screws (stamped aluminum)	Universal	—	Gray	WCB14	
	Toggle Switch Cover	Vertical	Switch (10A - 20A)	Gray	WCT1	
	Toggle Switch Cover w/ switch	Vertical	Switch (15A, 1-pole)	Gray	WCT115	
	Toggle Switch Cover w/ switch	Vertical	Switch (15A, 3 Way)	Gray	WCT113	
	Cover with Photocell (stamped aluminum)	Universal	Photocell (120A, 300W)	Gray	WCE1	

Appleton® OZGEDNEY ETP One-Gang Weatherproof Covers

Commercial Products Gasket and mounting hardware included.


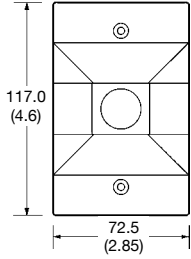

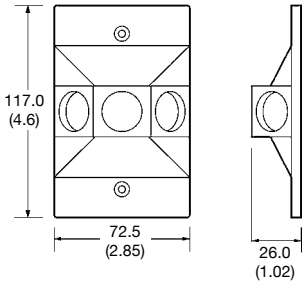

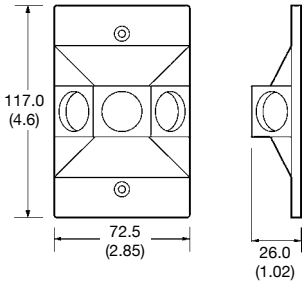
NEC/CEC:

UL Standard: 514A, 1598

UL Listed: E53330

CSA Standard: C22.2 No. 18.1, C22.2 No. 250

NEMA: OS-1

	Description	Orientation	For use with devices	Color	Catalog Number	
	Raised Cover, one 1/2" hub	Universal	1 Photocell or lampholder	Gray	WC1150	
	Raised Cover, three 1/2" hubs	Universal	3 Photocells or lampholders	Gray	WC1350 ①	For horizontal to downward aiming (For use with 150 W max lamp) 
	Raised Cover, two 1/2" hubs with lampholders	Universal	2 Lampholders included	Gray	WC12L	

Commercial Products

NEC/CEC COMMERCIAL SWITCH AND OUTLET BOXES AND COVERS

① Catalog number shown represents gray color. White (Suffix **W**) and Bronze (Suffix **B**) also available. Consult local sales representative for lead time.

Appleton® OZGEDNEY ETP One-Gang Weatherproof Covers

Commercial Products Gasket and mounting hardware included.

NEC/CEC:
 UL Standard: 514D
 UL Listed: E2527
 CSA Standard: C22.2 No. 18.1
 cUL Listed: E2527
 NEMA: OS-1

Commercial Products



NEC/CEC COMMERCIAL SWITCH AND OUTLET BOXES AND COVERS

	Description	Orientation	For use with devices	Color	Catalog Number	
	Self Closing Cover	Vertical	Single Recept or Switch	Gray	WVS1	
	Self Closing Cover	Horizontal	Single Recept or Switch	Gray	WHS1	
	Self Closing Power Outlet Cover (2.125" opening)	Vertical	Single Recept (20A-50A)	Gray	WVP211	
	Self Closing Power Outlet Cover (1.625" opening)	Vertical	Single Recept	Gray	WVP161	
	Self Closing Power Outlet Cover (2.125" opening)	Vertical	Single Recept (20A-50A)	Gray	WVP21L1 ①	

① Hasp diameter 3/16". Lock not included.


Appleton **OZGEDNEY** **ETP One-Gang Weatherproof In-Use Covers with Inserts**
 Commercial Products Gasket and mounting hardware included.

NEC/CEC:
 UL Standard: 514D
 UL Listed: E2527
 CSA Standard: C22.2 No. 18.1
 cUL Listed: E2527
 NEMA: OS-1

	Description	Orientation	Color	Catalog Number
	In-Use cover, 2-7/8" deep 3/8" hole for padlock (polycarbonate)	Universal	Clear	WCIU
	In-Use cover, 3-1/2" deep 3/8" hole for padlock (polycarbonate)	Universal	Clear	WCDIU1

WCIU1 and WCDIU1 Inserts 3 inserts produce 14 configurations

Single gang In-Use inserts can be used in both vertical and horizontal applications, by simply changing the hinge points.



① Provided with inserts, devices not included.


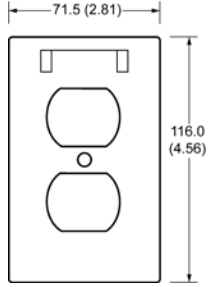


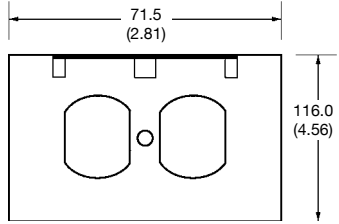


Appleton® OZGEDNEY ETP One-Gang Weatherproof Covers

Commercial Products Gasket and mounting hardware included.

NEC/CEC:
 UL Standard: 514D
 UL Listed: E53330
 CSA Standard: C22.2 No. 18.1
 NEMA: OS-1, WD-1
 NEMA: OS-1, WD-1

Commercial Products

NEC/CEC COMMERCIAL SWITCH AND OUTLET BOXES AND COVERS


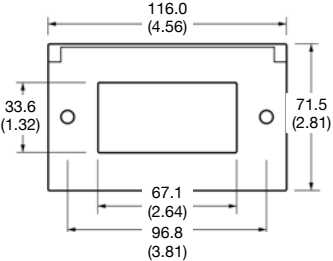

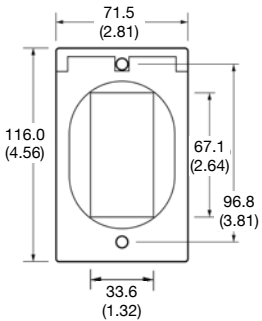
	Description	Orientation	For use with devices	Color	Catalog Number	
	Self closing cover	Vertical	Duplex Recept or Switch	Gray	WVD1 ①	
	Self closing cover 3/16" hole for padlock	Vertical	Duplex Recept or Switch	Gray	WVDL1 ②	
	Self closing cover	Horizontal	Duplex Recept or Switch	Gray	WHD1 ①	
	Stay open cover	Horizontal	Duplex Recept or Switch	Gray	WHDO1 ③	
	Self closing cover w/ recept	Horizontal	Duplex Recept	Gray	WHD1WR	

① Catalog number shown represents gray color. White (Suffix **W**) and Bronze (Suffix **B**) also available. Consult local sales representative for lead time.
 ② Hasp diameter 3/16". Lock not included.
 ③ Not UL Listed.

Appleton® OZGEDNEY ETP One-Gang Weatherproof Covers

Commercial Products Gasket and mounting hardware included.

NEC/CEC:
 UL Standard: 514D
 UL Listed: E2527
 CSA Standard: C22.2 No. 18.1
 cUL Listed: E2527
 NEMA: OS-1

	Description	Orientation	For use with devices	Color	Catalog Number	
	Self closing cover	Horizontal	GFCI	Gray	WHG1 ①	
	Self closing cover	Vertical	GFCI	Gray	WVG1 ①	

Commercial Products

NEC/CEC COMMERCIAL SWITCH AND OUTLET BOXES AND COVERS

① Catalog number shown represents gray color. White (Suffix **W**) and Bronze (Suffix **B**) also available. Consult local sales representative for lead time.

Appleton® OZGEDNEY ETP Two-Gang Weatherproof Covers and Dimensions

Commercial Products Gasket and mounting hardware included.

NEC/CEC:
 UL Standard: 514D
 UL Listed: E2527
 CSA Standard: C22.2 No. 18.1
 cUL Listed: E2527
 NEMA: OS-1


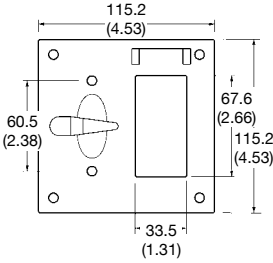

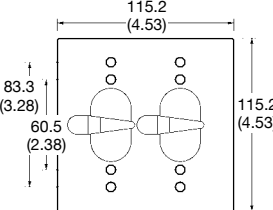
Commercial Products

NEC/CEC COMMERCIAL SWITCH AND OUTLET BOXES AND COVERS

	Description	Orientation	For use with devices	Color	Catalog Number	
	Blank Cover (stamped aluminum)	Universal	—	Gray	WCB24	
	Self Closing Cover	Vertical	Single Recept and GFCI	Gray	WVSG2	
	Self Closing Cover	Vertical	Duplex Recept and GFCI	Gray	WVDG2	
	Self Closing Cover	Vertical	2 GFCI	Gray	WVGG2	

Appleton **OZGEDNEY** **ETP Two-Gang Weatherproof Covers and Dimensions**
 Commercial Products Gasket and mounting hardware included.

NEC/CEC:
 UL Standard: 514D
 UL Listed: E2527
 CSA Standard: C22.2 No. 18.1
 cUL Listed: E2527
 NEMA: OS-1

	Description	Orientation	For use with devices	Color	Catalog Number	
	Self Closing Cover	Vertical	Switch (10A - 20A) and GFCI	Gray	WVTG2	
	Toggle Switch Cover (stamped aluminum)	Vertical	2 Switches (15A - 20A)	Gray	WVTT2	

Commercial Products

NEC/CEC COMMERCIAL SWITCH AND OUTLET BOXES AND COVERS


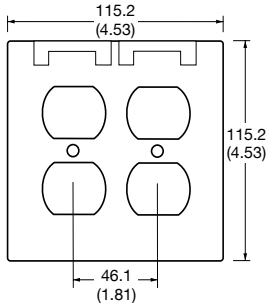

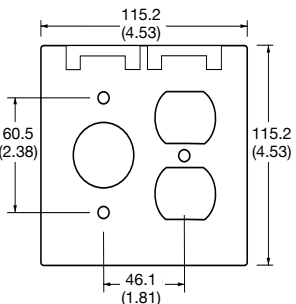

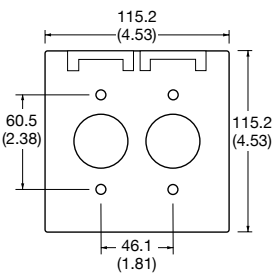
Appleton® OZGEDNEY ETP Two-Gang Weatherproof Covers and Dimensions

Commercial Products Gasket and mounting hardware included.

NEC/CEC:
 UL Standard: 514D
 UL Listed: E2527
 CSA Standard: C22.2 No. 18.1
 cUL Listed: E2527
 NEMA: OS-1

Commercial Products


NEC/CEC COMMERCIAL SWITCH AND OUTLET BOXES AND COVERS

	Description	Orientation	For use with devices	Color	Catalog Number	
	Self closing cover	Vertical	2 Duplex Recept or Switches	Gray	WVDD2	
	Self closing cover	Vertical	Single Recept and Duplex Recept	Gray	WVSD2 ①	
	Self closing cover	Vertical	2 Single Recept or Switches	Gray	WVSS2 ①	

① Catalog number shown represents gray color. White (Suffix W) and Bronze (Suffix B) also available. Consult local sales representative for lead time.


Appleton® OZGEDNEY ETP Two-Gang Weatherproof In-Use Covers with Inserts
 Commercial Products Gasket and mounting hardware included.

NEC/CEC:
 UL Standard: 514D
 UL Listed: E2527
 CSA Standard: C22.2 No. 18.1
 cUL Listed: E2527
 NEMA: OS-1

	Description	Orientation	Color	Catalog Number
	In-Use Cover, 2-1/4" Deep (polycarbonate) 3/8" hole for padlock	Vertical	Clear	WCIU2 ①

WCIU2 Inserts– 6 inserts produce 70 configurations

Two gang In-Use convertible inserts snap together to create combinations for almost every application.



① Provided with inserts, devices not included.

Appleton® OZGEDNEY ETP Round Weatherproof Covers and Dimensions

Commercial Products Gasket and mounting hardware included. Lampholders are adjustable. Porcelain sockets.

NEC/CEC:
 UL Standard: 514A, 1598
 UL Listed:
 CSA Standard: C22.2 No. 18.1, C22.2 No. 250
 NEMA: OS-1

Commercial Products

NEC/CEC COMMERCIAL SWITCH AND OUTLET BOXES AND COVERS

	Description	Orientation	For use with devices	Color	Catalog Number	Dimensions in Millimeters (Inches)
	Blank Cover, 4" OD (stamped aluminum)	Universal	—	Gray	WCBR	
	Raised Cover, One 1/2" hub	Universal	1 Photocell or lampholder	Gray	WCR150 ①	
	Raised Cover, Three 1/2" hubs	Universal	3 Photocells or lampholders	Gray	WCR350 ①	
	Raised Cover, two 1/2" hubs with lampholders	Universal	2 Lampholders included	Gray	WCR2L ②	
	Ceiling plate (deep) with lampholders	Universal	2 Lampholders included	White	WCRD2LW ③	
	Ceiling plate w/ beveled edge	Universal	—	White	WCRB3W	
	Ceiling plate w/ beveled edge	Universal	—	White	WCRB4W	

① Catalog number shown represents gray color. White (Suffix **W**) and Bronze (Suffix **B**) also available. Consult local sales representative for lead time.
 ② For horizontal to downward aiming For use with 150W max. lamp. Box not included.
 ③ For use with 150W max. lamp




Appleton® OZGEDNEY ETP Weatherproof Incandescent Fixtures

Commercial Products

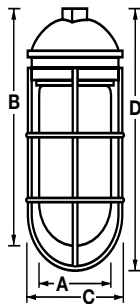
NEC/CEC:
UL Standard: 1598
UL Listed:
CSA Standard: C22.2 No. 250

Factory assembled with guard, 120 volt rated.

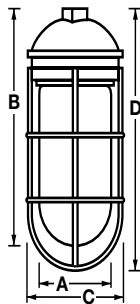
Ground screw, closure plugs and mounting lugs included. Use with 125 °C (257 °F) supply wire. Use with medium base incandescent lamps. Gray color.

	Mounting Style	Hub Size (inches)	No. of Hubs	Wattage	Dimensions In Millimeters (Inches)						Catalog Number
					A	B	C	D	E	F	
	Pendant	1/2	1	100	85.0 (3.34)	231.0 (9.09)	105.5 (4.15)	251.0 (9.88)	—	—	WFA1050G
	Pendant	3/4	1	100	85.0 (3.34)	231.0 (9.09)	105.5 (4.15)	251.0 (9.88)	—	—	WFA1075G
	Pendant	1/2	1	200	109.8 (4.32)	266.7 (10.50)	135.5 (5.33)	279.4 (11.00)	—	—	WFA2050G
	Pendant	3/4	1	200	111.3 (4.38)	266.7 (10.50)	135.5 (5.33)	279.4 (11.00)	—	—	WFA2075G
	Ceiling	1/2	5	100	85.0 (3.34)	219.0 (8.62)	105.5 (4.15)	238.0 (9.37)	—	—	WFC1050G
	Ceiling	3/4	5	100	85.0 (3.34)	219.0 (8.62)	108.0 (4.15)	238.0 (9.37)	—	—	WFC1075G
	Ceiling	1/2	5	200	109.8 (4.32)	266.7 (10.50)	135.5 (5.33)	273.1 (10.75)	—	—	WFC2050G
	Ceiling	3/4	5	200	109.8 (4.32)	266.7 (10.50)	135.5 (5.33)	273.1 (10.75)	—	—	WFC2075G
	Wall	1/2	5	100	85.0 (3.34)	184.2 (7.25)	105.5 (4.15)	207.0 (8.14)	118.0 (4.64)	106.0 (4.17)	WFW1050G
	Wall	3/4	5	100	85.0 (3.34)	184.2 (7.25)	105.5 (4.15)	207.0 (8.14)	118.0 (4.64)	106.0 (4.17)	WFW1075G
	Wall	1/2	5	200	109.8 (4.32)	222.3 (8.75)	135.5 (5.33)	235.0 (9.25)	118.0 (4.64)	114.3 (4.50)	WFW2050G
	Wall	3/4	5	200	109.8 (4.32)	222.3 (8.75)	135.5 (5.33)	235.0 (9.25)	118.0 (4.64)	114.3 (4.50)	WFW2075G

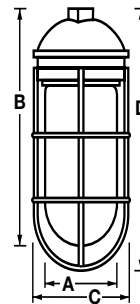
Dimensions in Millimeters (Inches)



WFA Series



WFC Series



WFW Series





Appleton® OZGEDNEY ETP Weatherproof Accessories and Replacement Parts

Commercial Products

Commercial Products

NEC/CEC COMMERCIAL SWITCH AND OUTLET BOXES AND COVERS

Accessories

	Electrical Rating	Description	Color	Catalog Number
	120 Vac, 5 Amp	Automated Door Operated Light Switch	Metal	WSWITCH
	120 Vac, 300 watt	Photoelectric Night Switch with Time Delay for Lamp Posts	—	WPHOTO
	120 Vac, 300 watt	Photoelectric Night Switch with Time Delay 1/2" NPT w/locknut	Gray	WPHOTO50
	—	Guard for Floodlight, Fits WLI and WLU1 Lampholders	Chrome	WGD

Replacement Parts

Description	Color	Catalog Number
Universal 1 gang gasket	Black	WGSK1
Universal 2 gang gasket	Black	WGSK2
1 gang gasket, single and duplex covers	Black	WGSKD1
External lampholder gasket	Black	WGSKEL
2 Mounting lugs w/ screws	Gray	WLUGS
4-1" closure Plugs	Gray	WPLG104 ①
4-1/2" Closure Plugs	Gray	WPLG504 ①
4-3/4" Closure Plugs	Gray	WPLG754 ①
Heavy duty wire guard for 100 watt fixtures, #8 AWS	—	WFG1
Heavy duty wire guard for 200 watt fixtures, #8 AWS	—	WFG2
Glass globe for 100 W lighting fixtures	—	WFGL1
Glass globe for 200 W lighting fixtures	—	WFGL2

① Catalog number shown represents gray color. White (Suffix **W**) and Bronze (Suffix **B**) also available. Consult local sales representative for lead time.