
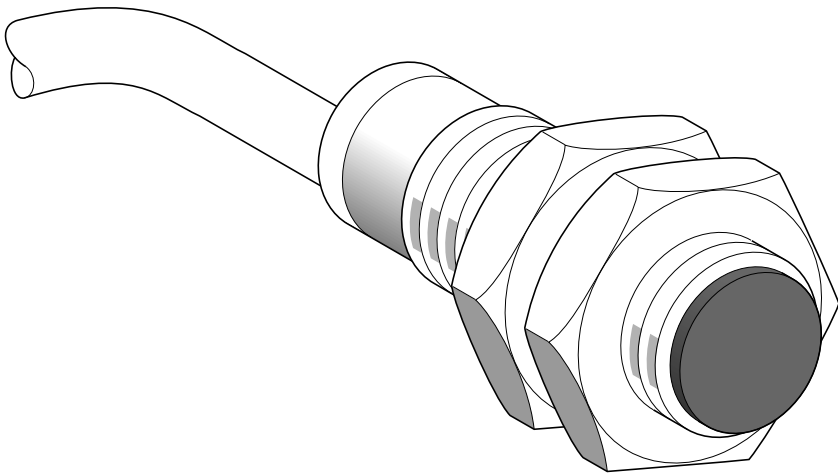


# Product Environmental Profile

**XS612B1PAL2 Inductive Proximity Switch**



**Telemecanique**

**Sensors**

# Product Environmental Profile - PEP

## Product overview

The main purpose of XS612B1PAL2 and more generally of any inductive proximity switch is to detect metallic parts without physical contact. This range of sensors enables to detect the presence or the absence of these metallic items through a data processing system.

This range consists of cylindrical sensors, either metallic or plastic, with various diameters and sensing distances.

The representative product used for the analysis is XS612B1PAL2. The environmental impacts of this referenced product are representative of the impacts of the other products of the range which are developed with a similar technology.

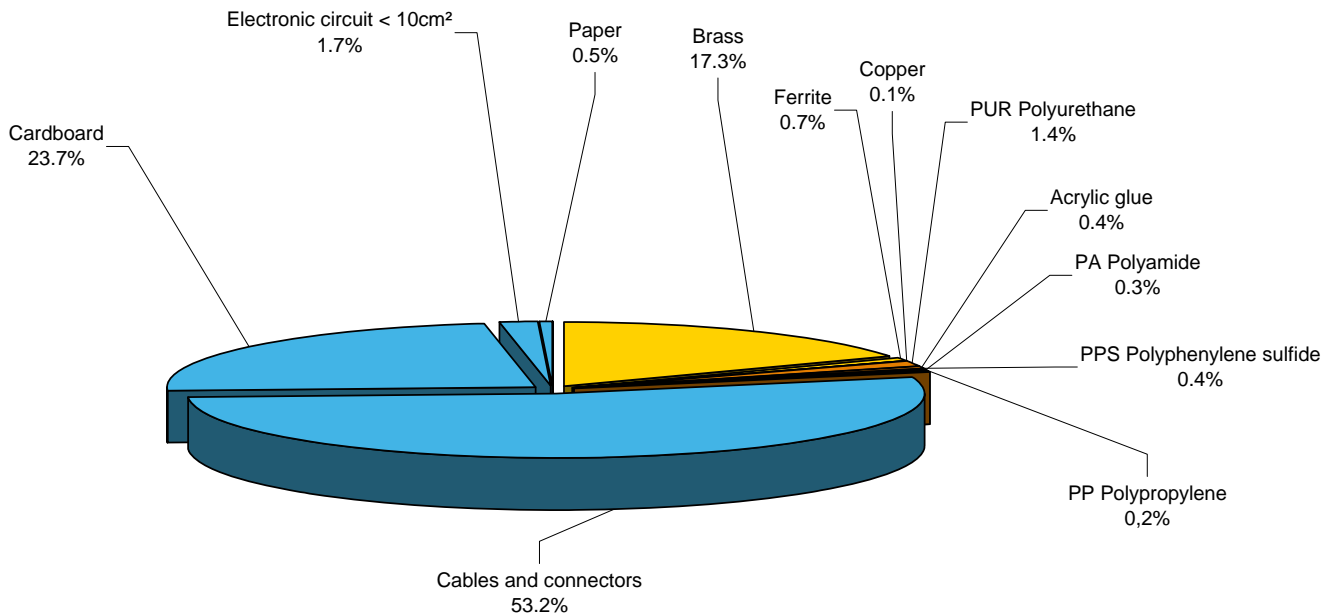
The environmental analysis was performed in conformity with ISO 14040.

For more information please contact us at: [global-green-sensors@schneider-electric.com](mailto:global-green-sensors@schneider-electric.com)

## Constituent materials

The mass of the product range is from 15 g to about 500 g including packaging. It is 99 g for XS612B1PAL2.

The constituent materials are distributed as follows:



## Substance assessment

The representative product XS612B1PAL2 is designed in conformity with the requirements of the RoHS directive (European Directive 2002/95/EC of 27 January 2003) and does not contain, or only contains in the authorised proportions, lead, mercury, cadmium, hexavalent chromium or flame retardants (polybrominated biphenyls - PBB, polybrominated diphenyl ethers - PBDE) as mentioned in the Directive.

## Manufacturing

XS612B1PAL2 product is manufactured at a Schneider Electric production site on which an ISO14001 certified environmental management system has been established.

## Distribution

The weight and volume of the packaging have been optimized, based on the European Union's packaging directive. XS612B1PAL2 packaging weight is 23.7 g. It consists of cardboard and paper.

# Product Environmental Profile - PEP

## Use

The inductive proximity switches do not generate environmental pollution (noise, emissions) requiring special precautionary measures in standard use and do not need special maintenance operation.

The electrical power consumption depends on the conditions under which the product is implemented and used. The electrical power consumed by the XS612B1PAL2 product is between 0.48 W in idle mode and 9.6 W in active mode. For the purpose of the present modelization it is considered to be in idle mode 90% of the time and in active mode 10% of the time.

## End of life

Some products of this range such as XS612B1PAL2 contain an external electrical cable that should be separated from the stream of waste so as to optimize end-of-life treatment by special treatments. The location of these components and other recommendations are given in the End of Life Instruction document which is available for this product range.

The recyclability potential of the products has been evaluated using the "ECO DEEE recyclability and recoverability calculation method" (version V1, 20 Sep. 2008 presented to the French Agency for Environment and Energy Management: ADEME).

According to this method, the potential recyclability ratio is: 25%.

As described in the recyclability calculation method this ratio includes only metals and plastics which have proven industrial recycling processes.

## Environmental impacts

Life cycle assessment has been performed on the following life cycle phases: Materials and Manufacturing (M), Distribution (D), Installation (I) Use (U), and End of life (E).

Modeling hypothesis and method:

- the calculation was performed on XS612B1PAL2

- product packaging: is included

- installation components: no special components included.

- scenario for the Use phase: this product range is included in the category of the "energy consuming products" (assumed service life is 10 years and use scenario is: 10% of the time in active mode with a 9.6 W consumed power and 90% of the time in idle mode with a 0.48 W consumed power). This scenario is not the worst scenario regarding energy consumption for this product range.

The electrical power model used for calculation is European model.

End of life impacts are based on a worst case transport distance to the recycling plant (1,000km).

### Presentation of the environmental impacts

Environmental indicators	Unit	For XS612B1PAL2					
		S = M + D + I + U + E	M	D	I	U	E
Raw Material Depletion	Y-1	5.90E-15	4.31E-15	4.39E-19	0.00E+00	1.59E-15	1.99E-19
Energy Depletion	MJ	1.40E+03	7.90E+00	3.22E-01	0.00E+00	1.40E+03	1.46E-01
Water depletion	dm <sup>3</sup>	2.15E+02	1.35E+01	3.06E-02	0.00E+00	2.02E+02	1.39E-02
Global Warming	g≈CO <sub>2</sub>	7.08E+04	3.56E+02	2.55E+01	0.00E+00	7.05E+04	1.16E+01
Ozone Depletion	g≈CFC-11	3.93E-03	7.93E-05	1.80E-05	0.00E+00	3.83E-03	8.19E-06
Air Toxicity	m <sup>3</sup>	1.21E+07	4.05E+05	4.80E+03	0.00E+00	1.17E+07	2.18E+03
Photochemical Ozone Creation	g≈C <sub>2</sub> H <sub>4</sub>	2.40E+01	1.39E-01	2.18E-02	0.00E+00	2.38E+01	9.89E-03
Air acidification	g≈H <sup>+</sup>	9.67E+00	1.55E-01	3.25E-03	0.00E+00	9.51E+00	1.48E-03
Water Toxicity	dm <sup>3</sup>	2.02E+04	1.15E+02	3.19E+00	0.00E+00	2.01E+04	1.45E+00
Water Eutrophication	g≈PO <sub>4</sub>	1.90E-01	2.39E-02	4.24E-04	0.00E+00	1.66E-01	1.92E-04
Hazardous waste production	kg	1.19E+00	2.09E-02	9.48E-06	0.00E+00	1.17E+00	4.31E-06

Life cycle assessment has been performed with the EIME software (Environmental Impact and Management Explorer), version 4.1, and with its database version 11.

## Product Environmental Profile - PEP

The use phase is the life cycle phase which has the greatest impact on the majority of environmental indicators (but on the Raw Material Depletion) as indicated in the table hereafter showing the contribution of each phase to the environmental indicators.

Environmental indicators	Weight of each phase				
	M	D	I	U	E
Raw Material Depletion	73.1%	0.0%	0.0%	26.9%	0.0%
Energy Depletion	0.6%	0.0%	0.0%	99.4%	0.0%
Water depletion	6.3%	0.0%	0.0%	93.7%	0.0%
Global Warming	0.5%	0.0%	0.0%	99.4%	0.0%
Ozone Depletion	2.0%	0.5%	0.0%	97.3%	0.2%
Air Toxicity	3.3%	0.0%	0.0%	96.6%	0.0%
Photochemical Ozone Creation	0.6%	0.1%	0.0%	99.3%	0.0%
Air acidification	1.6%	0.0%	0.0%	98.4%	0.0%
Water Toxicity	0.6%	0.0%	0.0%	99.4%	0.0%
Water Eutrophication	12.6%	0.2%	0.0%	87.1%	0.1%
Hazardous waste production	1.8%	0.0%	0.0%	98.2%	0.0%

## System approach

As almost all products of the range are designed in accordance with the RoHS Directive (European Directive 2002/95/EC of 27 January 2003), they can be incorporated without any restriction in an assembly or an installation subject to this Directive.

Please note that the values given above are only valid within the context specified and cannot be used directly to draw up the environmental assessment of an installation.

## Glossary

<b>Raw Material Depletion (RMD)</b>	This indicator quantifies the consumption of raw materials during the life cycle of the product. It is expressed as the fraction of natural resources that disappear each year, with respect to all the annual reserves of the material.
<b>Energy Depletion (ED)</b>	This indicator gives the quantity of energy consumed, whether it be from fossil, hydroelectric, nuclear or other sources. This indicator takes into account the energy from the material produced during combustion. It is expressed in MJ.
<b>Water Depletion (WD)</b>	This indicator calculates the volume of water consumed, including drinking water and water from industrial sources. It is expressed in dm <sup>3</sup> .
<b>Global Warming (GW)</b>	The global warming of the planet is the result of the increase in the greenhouse effect due to the sunlight reflected by the earth's surface being absorbed by certain gases known as "greenhouse-effect" gases. The effect is quantified in gram equivalent of CO <sub>2</sub> .
<b>Ozone Depletion (OD)</b>	This indicator defines the contribution to the phenomenon of the disappearance of the stratospheric ozone layer due to the emission of certain specific gases. The effect is expressed in gram equivalent of CFC-11.
<b>Air Toxicity (AT)</b>	This indicator represents the air toxicity in a human environment. It takes into account the usually accepted concentrations for several gases in the air and the quantity of gas released over the life cycle. The indication given corresponds to the air volume needed to dilute these gases down to acceptable concentrations.
<b>Photochemical Ozone Creation (POC)</b>	This indicator quantifies the contribution to the "smog" phenomenon (the photochemical oxidation of certain gases which generates ozone) and is expressed in gram equivalent of ethylene (C <sub>2</sub> H <sub>4</sub> ).
<b>Air Acidification (AA)</b>	The acid substances present in the atmosphere are carried by rain. A high level of acidity in the rain can cause damage to forests. The contribution of acidification is calculated using the acidification potentials of the substances concerned and is expressed in mode equivalent of H <sup>+</sup> .
<b>Water Toxicity (WT)</b>	This indicator represents the water toxicity. It takes into account the usually accepted concentrations for several substances in water and the quantity of substances released over the life cycle. The indication given corresponds to the water volume needed to dilute these substances down to acceptable concentrations.
<b>Hazardous Waste Production (HWP)</b>	This indicator calculates the quantity of specially treated waste created during all the life cycle phases (manufacturing, distribution and utilization). For example, special industrial waste in the manufacturing phase, waste associated with the production of electrical power, etc. It is expressed in kg.

<i>Date of issue</i>	2015/8/26
<i>Period of validity</i>	4 years
<i>Independent verification of the declaration and data, according to ISO 14025:2010</i>	
<i>Internal</i>	
<i>Compliant with ISO 14025:2010 Type III environmental declarations</i>	
<i>The content of this PEP cannot be compared with content based on another program</i>	

### Schneider Electric Industries SAS

35, rue Joseph Monier  
CS 30323  
F- 92506 Rueil Malmaison Cedex  
RCS Nanterre 954 503 439  
Capital social 896 313 776 €

[www.schneider-electric.com](http://www.schneider-electric.com)

Published by: Schneider Electric