

LV HRC fuse link, NH3, In: 630 A, gG, Un AC: 500 V, Un DC: 440 V,
Front indicator, non- insulated grip lugs



Figure similar

Model	
product brandname	SETRON
Product designation	LV HRC fuse link
Design of the product	With blade contacts
Design of an identification indicator	Front indicators
Design of the switching contact	Non-corroding, silver-plated
Design of the fuse link	LV HRC fuse link
General technical data	
Size of fuse system / acc. to DIN EN 60269-1	NH3
Operating class of the fuse link	gG
characteristic / Let-through current characteristic	DS_3NA_3_500_gG_630
circuit-breaker / Design	3NA3
Supply voltage	
• at AC / rated value	500 V
• at DC	440 V
Protection class	
Protection class IP	IP20, with connected conductors

Switching capacity

Switching capacity current

- | | |
|---|--------|
| • at DC / acc. to IEC 60947-2 / rated value | 25 kA |
| • acc. to IEC 60947-2 / rated value | 120 kA |

Dissipation

Power loss [W]	44.8 W
-----------------------	--------

Power loss [W]

- | | |
|--|--------|
| • for rated value of the current / at AC / in hot operating state / per pole | 44.8 W |
|--|--------|

Electricity

rated current I_n / IEC, DIN/VDE / at 40 Cel	598.5 A
--	---------

Current / at AC / rated value	630 A
-------------------------------	-------

Current limitation characteristic, no. / Let-through energy	DE_3NA_3_500_gG_630
--	---------------------

Mechanical Design

Width

- | | |
|--------------------|---------|
| • of the enclosure | 71.2 mm |
|--------------------|---------|

Mounting position	Any, preferably vertical
--------------------------	--------------------------

Net weight	939 g
-------------------	-------

Environmental conditions

Ambient temperature





- | | |
|------------------|---------------------------|
| • minimum | -5 °C |
| • maximum | 40 °C |
| • during storage | Air humidity 90% at 20 °C |


Environmental category	-20 to +50 at 95% relative humidity
-------------------------------	-------------------------------------

Certificates

Equipment marking

- | | |
|--------------------------|---|
| • acc. to DIN EN 61346-2 | F |
| • acc. to DIN EN 81346-2 | F |

General Product Approval			Declaration of Conformity	Test Certificates	
 CCC	 KEMA	 VDE	 EG-Konf.	Typprüfbescheinigung/Werkszeugnis	spezielle Prüfbescheinigungen

Test Certificates	Shipping Approval	other			
Sonstige	 GL	Umweltbestätigung	Sonstige		

Further information

Information- and Downloadcenter (Catalogs, Brochures,...)

<http://www.siemens.com/lowvoltage/catalogs>

Industry Mall (Online ordering system)

<https://mall.industry.siemens.com/mall/en/en/Catalog/product?mfb=3NA3372>

Service&Support (Manuals, Certificates, Characteristics, FAQs,...)

<http://support.automation.siemens.com/WW/view/en/3NA3372/all>

Image database (product images, 2D dimension drawings, 3D models, device circuit diagrams, ...)

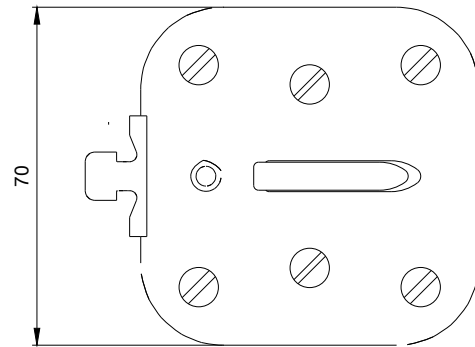
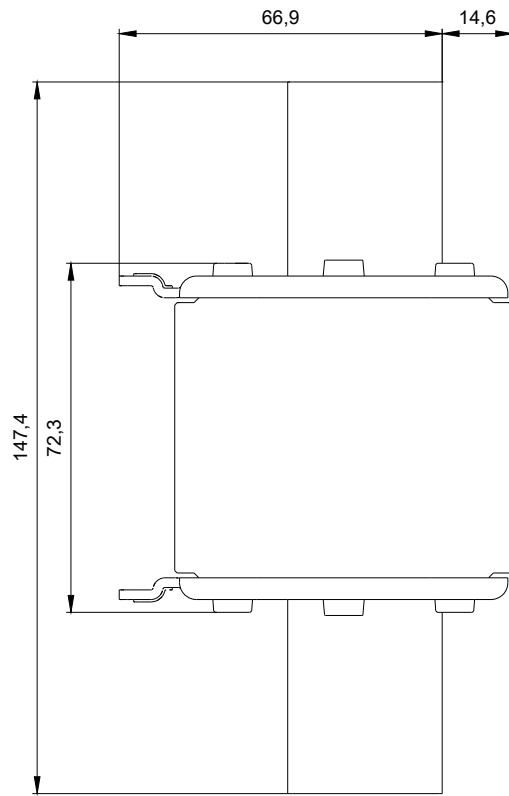
http://www.automation.siemens.com/bilddb/cax_en.aspx?mfb=3NA3372

CAX-Online-Generator

<http://www.siemens.com/cax>


Tender specifications

<http://www.siemens.com/specifications>



1

-F1



2