

CONTACTOR, AC-3 11 KW/400 V, DC 24 V, 3-POLE, SIZE S0, CAGE CLAMP



Figure similar

product brandname	SIRIUS
Product designation	power contactor
General technical data	
Size of contactor	S0
Degree of pollution	3
Protection class IP	
• on the front	IP20
• of the terminal	IP20
Mechanical service life (switching cycles)	
• of contactor typical	10 000 000
• of the contactor with added electronics-compatible auxiliary switch block typical	5 000 000
• of the contactor with added auxiliary switch block typical	10 000 000
Ambient conditions	
Installation altitude at height above sea level maximum	2 000 m

Ambient temperature	
<ul style="list-style-type: none"> during operation 	-25 ... +60 °C
Main circuit	
Number of poles for main current circuit	3
Number of NO contacts for main contacts	3
Number of NC contacts for main contacts	0
Operating current	
<ul style="list-style-type: none"> at AC-1 at 400 V <ul style="list-style-type: none"> at ambient temperature 40 °C rated value 	40 A
<ul style="list-style-type: none"> at AC-1 <ul style="list-style-type: none"> up to 690 V at ambient temperature 40 °C rated value up to 690 V at ambient temperature 60 °C rated value 	40 A 35 A
<ul style="list-style-type: none"> at AC-3 <ul style="list-style-type: none"> at 400 V rated value 	25 A
Operating current	
<ul style="list-style-type: none"> at 1 current path at DC-1 <ul style="list-style-type: none"> at 24 V rated value at 110 V rated value 	35 A 4.5 A
<ul style="list-style-type: none"> with 2 current paths in series at DC-1 <ul style="list-style-type: none"> at 24 V rated value at 110 V rated value 	35 A 35 A
<ul style="list-style-type: none"> with 3 current paths in series at DC-1 <ul style="list-style-type: none"> at 24 V rated value at 110 V rated value 	35 A 35 A
Operating current	
<ul style="list-style-type: none"> at 1 current path at DC-3 at DC-5 <ul style="list-style-type: none"> at 24 V rated value at 110 V rated value 	20 A 2.5 A
<ul style="list-style-type: none"> with 2 current paths in series at DC-3 at DC-5 <ul style="list-style-type: none"> at 110 V rated value at 24 V rated value 	15 A 35 A
<ul style="list-style-type: none"> with 3 current paths in series at DC-3 at DC-5 <ul style="list-style-type: none"> at 110 V rated value at 24 V rated value 	35 A 35 A
Operating power	
<ul style="list-style-type: none"> at AC-1 <ul style="list-style-type: none"> at 400 V rated value 	23 kW
<ul style="list-style-type: none"> at AC-2 at 400 V rated value 	11 kW
<ul style="list-style-type: none"> at AC-3 	

— at 400 V rated value	11 kW
— at 500 V rated value	11 kW
— at 690 V rated value	11 kW
Power loss [W] at AC-3 at 400 V for rated value of the operating current per conductor	1.6 W

Control circuit/ Control	
Type of voltage of the control supply voltage	DC
Control supply voltage at DC	
• rated value	24 V
Operating range factor control supply voltage rated value of magnet coil at DC	0.8 ... 1.1
Closing power of magnet coil at DC	5.4 W
Holding power of magnet coil at DC	5.4 W

Auxiliary circuit	
Number of NC contacts	
• for auxiliary contacts	
— instantaneous contact	0
Number of NO contacts	
• for auxiliary contacts	
— instantaneous contact	0
Operating current at AC-12 maximum	10 A
Operating current at AC-15	
• at 230 V rated value	6 A
• at 400 V rated value	3 A
Operating current at DC-12	
• at 60 V rated value	6 A
• at 110 V rated value	3 A
• at 220 V rated value	1 A
Operating current at DC-13	
• at 24 V rated value	10 A
• at 60 V rated value	2 A
• at 110 V rated value	1 A
• at 220 V rated value	0.3 A
Contact reliability of auxiliary contacts	1 faulty switching per 100 million (17 V, 1 mA)

Short-circuit protection	
Design of the fuse link	
• for short-circuit protection of the main circuit	
— with type of coordination 1 required	fuse gL/gG: 100 A
— with type of assignment 2 required	fuse gL/gG: 35 A
• for short-circuit protection of the auxiliary switch required	fuse gL/gG: 10 A

Installation/ mounting/ dimensions






Mounting type	screw and snap-on mounting onto 35 mm standard mounting rail according to DIN EN 50022
• Side-by-side mounting	Yes
Height	85 mm
Width	45 mm
Depth	100 mm
Required spacing	
• for grounded parts — at the side	6 mm


Connections/Terminals

Type of electrical connection	
• for main current circuit	screw-type terminals
• for auxiliary and control current circuit	spring-loaded terminals
Type of connectable conductor cross-sections	
• for main contacts	
— solid	2x (1 ... 2.5 mm ²), 2x (2.5 ... 6 mm ²), max. 2x 10 mm ²
— single or multi-stranded	2x (1 ... 2,5 mm ²), 2x (2,5 ... 6 mm ²), max. 2x 10 mm ²
— finely stranded with core end processing	2x (1 ... 2.5 mm ²), 2x (2.5 ... 6 mm ²)
• at AWG conductors for main contacts	2x (16 ... 12), 2x (14 ... 10), 1x 8
Type of connectable conductor cross-sections	
• for auxiliary contacts	
— solid	2x (0.25 ... 2.5 mm ²)
— finely stranded with core end processing	2x (0.25 ... 1.5 mm ²)
— finely stranded without core end processing	2x (0.25 ... 2.5 mm ²)
• at AWG conductors for auxiliary contacts	2x (24 ... 14)

Certificates/approvals

General Product Approval				Declaration of Conformity	Test Certificates
 CCC	 CSA	 UL		 EG-Konf.	Typprüfbescheinigung/Werkszeugnis

Test Certificates	Shipping Approval				
spezielle Prüfbescheinigung	 ABS	 DNV	 GL	 LRS	 RINA

Shipping Approval	other		
 RMRS	Bestätigungen	Umweltbestätigung	sonstig

Further information

Information- and Downloadcenter (Catalogs, Brochures,...)

<http://www.siemens.com/industrial-controls/catalogs>

Industry Mall (Online ordering system)

<https://mall.industry.siemens.com/mall/en/en/Catalog/product?mlfb=3RT1026-3BB40>

Cax online generator

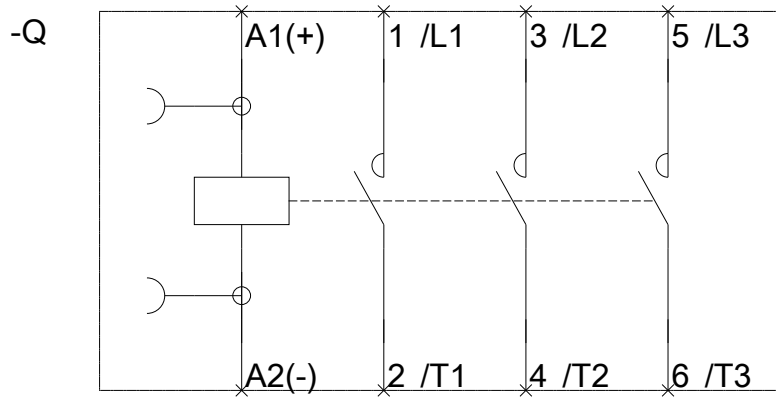
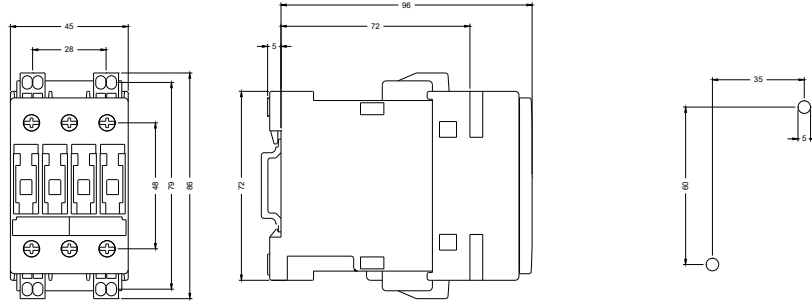
<http://support.automation.siemens.com/WW/CAXorder/default.aspx?lang=en&mlfb=3RT1026-3BB40>

Service&Support (Manuals, Certificates, Characteristics, FAQs,...)

<https://support.industry.siemens.com/cs/ww/en/ps/3RT1026-3BB40>

Image database (product images, 2D dimension drawings, 3D models, device circuit diagrams, EPLAN macros, ...)

http://www.automation.siemens.com/bilddb/cax_de.aspx?mlfb=3RT1026-3BB40&lang=en



last modified:

12/26/2016