

SAFETY POS. SWITCH W. SEPARATE ACTUATOR, PLASTIC ENCLOSURE, 31MM; 1X(M20X1.5) SLOW-ACTION CONTACTS 1NO+2NC, 5 DIRECTIONS OF APPROACH, THE MATCHING SEPARATE ACTUATOR 3SE5000-0AV0. IS TO BE ORDERED SEPARATELY



Product designation	position switch with separate actuator
Manufacturer's article number	3SE5000-0AV01 standard actuator, 3SE5000-0AV02 actuator with vertical mounting, 3SE5000-0AV03 actuator with horizontal mounting, 3SE5000-0AV04 radius actuator left, 3SE5000-0AV05 universal actuator, 3SE5000-0AV06 radius actuator right, 3SE5000-0AV07 heavy-duty actuator, 3SE5000-0AW11 plastic actuator, 3SE5000-0AW21 stainless steel actuator
<ul style="list-style-type: none"> of the optional actuators 	

General technical data	
Product function	
<ul style="list-style-type: none"> positive opening 	Yes
Insulation voltage	
<ul style="list-style-type: none"> rated value 	400 V
Degree of pollution	class 3
Surge voltage resistance rated value	6 kV
Protection class IP	IP65
Shock resistance	
<ul style="list-style-type: none"> acc. to IEC 60068-2-27 	30 g / 11 ms
Vibration resistance	
<ul style="list-style-type: none"> acc. to IEC 60068-2-6 	0.35 mm/5g

Mechanical service life (switching cycles)	
• typical	1 000 000
Electrical endurance (switching cycles)	
• at AC-15 at 230 V typical	100 000
Electrical endurance (switching cycles) with contactor 3RH11, 3RT1016, 3RT1017, 3RT1024, 3RT1025, 3RT1026 typical	1 000 000
Electrical operating cycles in one hour with contactor 3RH11, 3RT1016, 3RT1017, 3RT1024, 3RT1025, 3RT1026	6 000
Thermal current	6 A
Equipment marking	
• acc. to DIN EN 61346-2	B
• acc. to DIN EN 81346-2	B
Continuous current of the C characteristic MCB	1 A; for a short-circuit current smaller than 400 A
Continuous current of the quick DIAZED fuse link	10 A; for a short-circuit current smaller than 400 A
Continuous current of the DIAZED fuse link gG	6 A; for a short-circuit current smaller than 400 A
Active principle	mechanical
Repeat accuracy	0.05 mm
Minimum actuating force in activation direction	20 N
Operating current at AC-15	
• at 24 V rated value	6 A
• at 125 V rated value	6 A
• at 230 V rated value	1.5 A
Operating current at DC-13	
• at 24 V rated value	3 A
• at 125 V rated value	0.55 A
• at 230 V rated value	0.27 A
Enclosure	
Design of the housing	block, narrow
Material of the enclosure	plastic
Coating of the enclosure	Other types
Design of the housing acc. to standard	Yes
Drive Head	
Design of the operating mechanism	without
Standard-compliant actuator head	EN 50047
Design of the switching function	positive opening
Connections/Terminals	
Type of electrical connection	screw-type terminals
Mechanical data	
Cable entry type	1x (M20 x 1.5)

Communication/ Protocol

Design of the interface without

Ambient conditions

Ambient temperature

- during operation -25 ... +85 °C
- during storage -40 ... +90 °C

Installation/ mounting/ dimensions

Mounting position any

Mounting type screw fixing

Certificates/approvals

General Product Approval

Functional Safety/Safety of Machinery

Declaration of Conformity



CCC



CSA



UL



[Baumusterprüfbescheinigung](#)



EG-Konf.

Test Certificates

other

[spezielle Prüfbescheinigung](#)
[n](#)

[Bestätigungen](#)

Further information

Information- and Downloadcenter (Catalogs, Brochures,...)

<http://www.siemens.com/industrial-controls/catalogs>

Industry Mall (Online ordering system)

<https://mall.industry.siemens.com/mall/en/en/Catalog/product?mlfb=3SE5232-0QV40>

Cax online generator

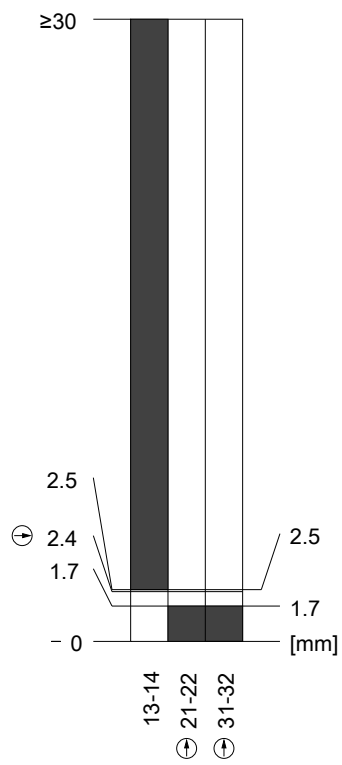
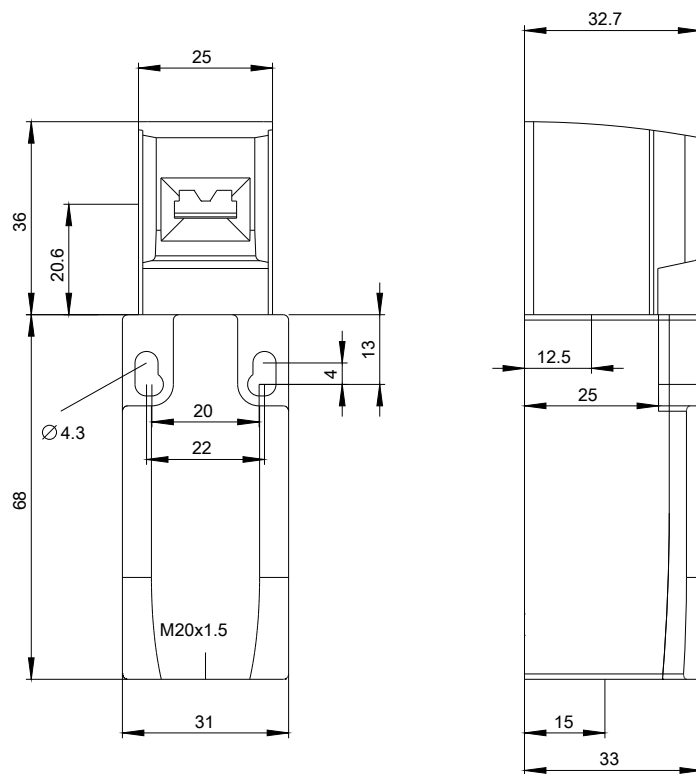
<http://support.automation.siemens.com/WW/CAXorder/default.aspx?lang=en&mlfb=3SE5232-0QV40>

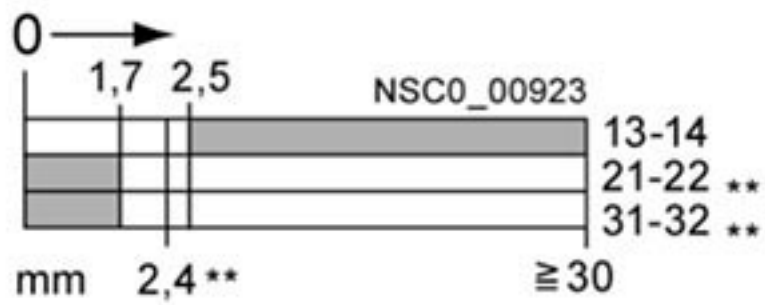
Service&Support (Manuals, Certificates, Characteristics, FAQs,...)

<https://support.industry.siemens.com/cs/ww/en/ps/3SE5232-0QV40>

Image database (product images, 2D dimension drawings, 3D models, device circuit diagrams, EPLAN macros, ...)

http://www.automation.siemens.com/bilddb/cax_de.aspx?mlfb=3SE5232-0QV40&lang=en





last modified:

12/18/2016