

CONTACTOR RELAY 55E EN 50 011 5NO+5NC, SCREW
TERMINALS AC OPERATION AC 120V 60HZ/AC 110V 50HZ



Figure similar

General technical data:	
Size of contactor	0
Ambient temperature during operation	-25 ... +55 °C
Protection class IP on the front	IP20
Equipment marking acc. to DIN 40719 extended according to IEC 204-2 acc. to IEC 750	K
Equipment marking acc. to DIN EN 61346-2	K
Equipment marking acc. to DIN EN 81346-2	K
Control circuit/ Control:	
Type of voltage of the control supply voltage	AC
Control supply voltage frequency	<ul style="list-style-type: none"> • 1 rated value 50 Hz • 2 rated value 60 Hz
Control supply voltage	<ul style="list-style-type: none"> • at AC <ul style="list-style-type: none"> — at 50 Hz — rated value 110 V

— at 60 Hz
— rated value

120 V

Auxiliary circuit:

Operating current at AC-15	
• at 230 V rated value	10 A
• at 400 V rated value	6 A
Identification number and letter for switching elements	55 E
Number of NC contacts for auxiliary contacts	5
• lagging switching	0
• delayed switching	0
• make-before-break switching	0
Number of NO contacts for auxiliary contacts	5
• delayed switching	0
• leading contact	0
• make-before-break switching	0
Number of CO contacts for auxiliary contacts	0

Connections/ Terminals:





Type of electrical connection for auxiliary and control current circuit	screw-type terminals
--	----------------------

Mechanical data:

Mounting type	screw and snap-on mounting onto 35 mm standard mounting rail according to DIN EN 50022
Width	55 mm
Height	78 mm
Depth	102 mm

Certificates/approvals

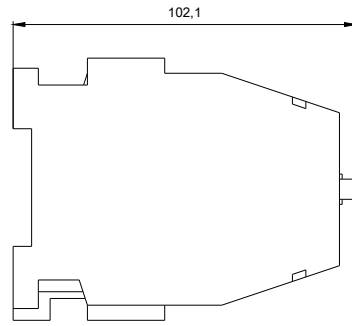
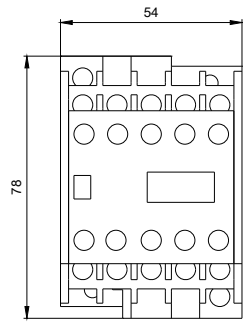
General Product Approval				Declaration of Conformity	Test Certificates
 CCC	 CSA	 UL		 EG-Konf.	spezielle Prüfbescheinigungen

Test Certificates	Shipping Approval				
Typprüfbescheinigung/Werkszeugnis	sonstig	 DNV	 GL	 LRS	 RMRS

other
sonstig Umweltbestätigung Bestätigungen

Safety related data:	
Protection against electrical shock	finger-safe
B10 value with high demand rate acc. to SN 31920	1 000 000
• Note	With 0.3 x I _e
T1 value for proof test interval or service life acc. to IEC 61508	20 y

Further information
Information- and Downloadcenter (Catalogs, Brochures,...) http://www.siemens.com/industrial-controls/catalogs
Industry Mall (Online ordering system) https://mall.industry.siemens.com/mall/en/en/Catalog/product?mlfb=3TH4355-0AK6
Cax online generator http://support.automation.siemens.com/WW/CAXorder/default.aspx?lang=en&mlfb=3TH4355-0AK6
Service&Support (Manuals, Certificates, Characteristics, FAQs,...) https://support.industry.siemens.com/cs/ww/en/ps/3TH4355-0AK6
Image database (product images, 2D dimension drawings, 3D models, device circuit diagrams, EPLAN macros, ...) http://www.automation.siemens.com/bilddb/cax_de.aspx?mlfb=3TH4355-0AK6&lang=en



W8 2317; 3TH4391-0ALZ_ALL

last modified:

11/11/2016