

Molded Case Circuit Breakers

External Accessories

Selection

Handle Ties

Provide simultaneous switching of 2 adjacent handles. Do not provide common trip.

For Use With Breaker Frame(s)	Catalogue Number	Standard Package	Wt Lb/Std Pkg
BQ, BQH, HBQ, B6, BLH, HBL (2 Pole)	QTH3	50	1/4

Padlocking Devices

For locking breaker in "OFF" position.

BQXD, BQ, BQH, HBQ, BL, BLH, HBL	ECQLD3	10	1/4
One pole BL, BLF, BE, BAF	ECPLD1	3	1/4
Two-pole BL, BLF and BE	ECPLD2	3	1/4
All QJ	HL9419	10	1/4
All BQD, CQD	BQDPLD	1	1/8
All ED	ED2HPL	1	1/4
All FD	FD6PL1	1	1/4
All JD, LD, LMD	JD6HPL	1	1/4
All MD, ND, PD, RD	MN6PLD	1	1/4

Filler Plates

BQ, BQH, HBQ, BL, BLH, HBL	QF3-UL	1	1/4
----------------------------	---------------	---	-----

Handle Blocking Devices

For holding breaker in "ON" or "OFF" position. Not a lockout/tagout device.

BL, BLH, HBL, BQXD, BQ, BQH, HBQ	ECQL1	25	1/4
QJ2, QJH2, QJ2H, HQJ2H	QJHS1	25	1
All BQD, CQD, NGG	BQDHBD	1	1/4
All ED	E2HBL	1	1/4
All FD	FD6HB1	1	1/2
All JD, LD, LMD	JD6HBL	1	1/2
All MD, ND, PD, RD	MN6BL	1	1/2

Handle Extensions


For replacement. One extension shipped with breaker.

All MD, ND, PD, RD	EX11	1	2
--------------------	-------------	---	---

Replacement Terminal Cover

NGG	RTCG3	10	1/4
-----	--------------	----	-----

©Sold only in standard package quantities.



5
MOLDED CASE
CIRCUIT BREAKERS

Molded Case Circuit Breakers

External Accessories

Selection

Mounting Clips

For Use With Breaker Frame(s)	Number of Poles	Catalogue Number	Standard Package	Wt Lb Std Pkg
BQ, BQH	1	MB120	20 ^②	1/4

Face Mounting Plates

BQ, BQH, BQXD	1	FP9508	10 ^②	1/2
	2	FP9555	10 ^②	1
	3	FP9556	10 ^②	1 ^{1/2}
CQD, CQD6	1	CQDFMB1	1	1/4
	2	CQDFMB2	1	1/4
	3	CQDFMB3	1	1/4
BQ-GFCI	1	FP9558	10 ^②	1
NGG	1	FMPG1	1	1/4
	2	FMPG2	1	1/4
	3	FMPG3	1	1/4

Shallow Mounting Brackets

BQ, BQH	1-6	SMB6	30 ^{②③}	1 ^{1/4}
---------	-----	------	------------------	------------------

Back Mounting Plates

BQ, BQH, BQXD	2	BR2	10 ^②	1/4
	3	BR3	10 ^②	1/4
	4	BR4	10 ^②	1/4
ED2, ED4, ED6, HED4	1	E2BMB	1	1/4

Mounting Screw Kits

CQD, CQD6	CQDSMK ^①	1	1 ^{1/4}
All ED (CED6 requires 2 kits)	MSE6 ^①	1	1/4
	MSE6100 ^②	100 ^②	1
NNG	MSKG2	1	1/4
All QJ	MSQJ ^①	1	1
All FD (CFD6 requires 2 kits)	MSF6 ^①	1	1/4
	MSF650 ^③	50 ^②	1
All JD, LD	MSJ6 ^①	1	1/4
All LMD	MSLMD	1	1/4
All MD, ND,	MSMN	1	1/4
All PD, RD	MSPR6	1	2

"MI" Mechanical Interlocks

For Use With Breaker Type(s)	Panel ^① Mounted	Plug-in Mounted	Standard Package	Wt Lb Std Pkg
BQ	—	ECQML12	10 ^②	1/4
All QJ	CSO	—	1	1
All FD	MI5444	MI5444	Complete with two breakers	—
All JD, LD	MI5413 ^⑤	—	1	1
All LMD	MI5406 ^⑤	—	1	1
All MD	MI5404 ^⑤	—	1	3
All ND	MI5404 ^⑤	—	1	3
All PD, RD	MI5405 ^⑤	MI5405 ^⑤	—	—
STD	STD MIF32	—	—	—

Note: CSO = Consult Sales Office

① Kit consists of 4 screws and washers.

② Consists of 1 screw and washers (order 100).

③ Consists of 1 screw and washers (order 50).

④ With mechanical interlock in place, no accessory can be installed into circuit breaker right pole.

⑤ Addition of the mechanical interlock will prevent accessory installation in the left pole.

⑥ Sold only in standard package quantities. Multiply List

⑦ Price Each times package quantity for full price.

MB120

Face Mounting Plates
FP9558 FP9508 FP9555 FP9556

SMB6 (6 shown) **QML12**

Back Mounting Plate BR2

Mounting Screw Kit MSE6

Mechanical Interlock MI5444

⑧ Each package contains 5 strips of 6 each. Each strip can be broken at perforations for 1, 2 or 3-pole use.

⑨ Mechanical interlock is not designed for use within Siemens panelboards.

Molded Case Circuit Breakers


External Accessories

Selection

Rotary Door Mounted Operating Handles^⑤ Types 1, 3, 3R, 12, 4 4X

For Use With Breaker Frames	Complete Mechanism		Handle Only	Breaker Operator	Shaft Only	
	Standard Depth	Variable Depth			Length (inches)	Catalogue Number
EG	RHVE64X	RHVE124X	—	—	—	—
ED ^①	CRHOESD	CRHOEVD	CRHOH ^②	RHOEBO	2	RHOSSD
FD	CRHOFSD	CRHOFVD		RHOFBO	12	RHOSVD
JD, LD	CRHOJSD	CRHOJVD		RHOJBO	16	RHOSXD
LMD	CRHOLMSD	CRHOLMVD		RHOLMBO		
MD, ND PD, RD	RHONSD	RHONVD	RHOH	RHONBO ^③	3 12 24	RHONSSD RHONSVD RHONSXD

For 3 or 3R, order shaft and breaker operator as shown, and handle RHOH. For 4 & 4X, order handle RHOH4.



Rotary Door Mounted Operating Handles Types 1 & 12


For Use With Breaker Frames	Standard Depth	Variable Depth	Handle and Shaft	Breaker Operator
	Catalogue Number	Catalogue Number		
CQD, NGG	—	RHOCQVD	RHOH62	CQDOP
ED	D11CEU1	D11CEU2	—	—
FD	D11CFU1	D11CFU2	—	—
JD, LD, LMD	—	D11CJU2	—	—

Through Door Mounted Operating Handles Types 1 & 12

For Use With Breaker Frames	Standard Depth	Variable Depth
	Catalogue Number	Catalogue Number
CQD, NGG	FMHOS	—
QJ	OH9498	VH9499
ED	E2RH1	E2RHV9
FD	F6RH1	F6RHV9

Door Latch Kits

Type	Catalogue Number Right Hand	Catalogue Number Left Hand
2 point latch	DKR2	DKL2
3 point latch	DKR3	DKL3



5
MOLDED CASE
CIRCUIT BREAKERS

① For use on 3-pole ED frame only.
② Meets the requirements of NFPA 79, section 5.3.3.1 for locking external operator disconnecting devices.

③ For 3 or 3R, order shaft and breaker operator as shown, and handle RHOH. For 4 & 4X, order handle **RHOH4**.
④ For extended shaft support order catalogue number **RHONSB2**.

⑤ Consult Siemens Sales Office for NFPA-79 Compliance.

Molded Case Circuit Breakers

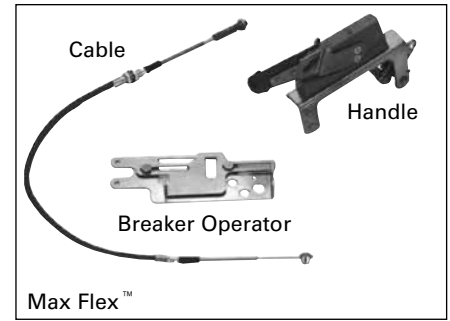
External Accessories

Max-Flex™, Flange Mounted Variable Depth Operators^③

Frames	NEMA Type	Complete Kit Catalogue Number	Handle Only Catalogue Number	Breaker Operator Catalogue Number	36" Cable Catalogue Number
NGG	1, 3 (R), 12	MFKG3R3	MFHM3R	MFMG	MFCF036
	4 (x)	MFKG4X3	MFHM4X		
ED	1, 3 (R), 12	FHOE036 ^①	FHOH	FHOEBO ^①	FHOEC036
	4 (x)	—	FHOH4		
FD	1, 3 (R), 12	FHOF036	FHOH	FHOFBO	FHOF036
	4 (x)	—	FHOH4		
JD, LD, SJD, SLD	1, 3 (R), 12	FHOJ036	FHOH	FHOJBO	FHOJC036
	4 (x)	—	FHOH4		
LMD	1, 3 (R), 12	FHOLM036	FHOH	FHOLMBO	FHOJC036
	4 (x)	—	FHOH4		
MD, ND, PD, RD, SMD, SND, SPD	1, 3 (R), 12	FHON048	FHOHN	FHONBO	FHONC048 ^②
	4 (x)	—	FHOHN4		

Max-Flex™ handles are available with solid black handles instead of the customary "red for on" flange handle. These are preferred for use in IEC markets, where red handles have specific meaning. Order components separately, appending the letter "i" to the catalogue number (e.g. FHOHI).

Selection



Alternate Length Cable Only

	ED	FD	JD/LD/LMD	MD/ND/PD/RD
Inches	Catalogue Number	Catalogue Number	Catalogue Number	Catalogue Number
48	FHOEC048	FHOF048	FHOJC048	FHONC048
60	FHOEC060	FHOF060	FHOJC060	FHONC060
72	FHOEC072	FHOF072	FHOJC072	FHONC072
84	FHOEC084	FHOF084	FHOJC084	FHONC084
96	FHOEC096	FHOF096	FHOJC096	FHONC096
120	FHOEC120	FHOF120	FHOJC120	FHONC120
144	FHOEC144	FHOF144	FHOJC144	FHONC144

Handle Auxiliary Switch

For use with Max-Flex and Rotary Door operators (FHOH and RHOH). 1 NO and 1 NC contact (Form C).

For Use With	Catalogue Number
ED, FD, JD, LD, LMD, ND, PD, RD, SD, Max Flex	HAS1

Fixed Depth Flange Mounting

Frames	Minimum Enclosure Depth	NEMA Type	Left Hand Mount	Right Hand Mount
			Catalogue Number	Catalogue Number
ED	6.44	1, 3R, 12	FDLBEL	FDLBER
		4, 4X	FDLBEL4	FDLBER4
FD	6.44	1, 3R, 12	FDLFL	FDLFR
		4, 4X	FDLFL4	FDLFR4

Max-Flex™ handles are available with solid black handles instead of the customary "Red for On" flange handle. These are preferred for use in IEC markets, where red handles have specific meaning. Order components separately, appending the letter "i" to the catalogue number (e.g. FHOHI).



① For 1- or 2-pole breaker order FHOED036 complete kit or FHOEDBO breaker operator only.

② 48 inch cable is standard length for M through R frame Max-Flex operators.

③ Meets requirements of NFPA 79, section 5.3.3.1 for locking external operator disconnecting devices

Molded Case Circuit Breakers

External Accessories

Selection

Telemand® Motor Operator

Breaker Frame	AC Voltage	Hinged to Open Down
ED except CED	120	MOE6120
	240	MOE6240

ED motor operator opens downward.

Breaker Frame	DC Voltage	Hinged to Open Right	AC Voltage	Hinged to Open Right
FD	24	MOF6024DC	120	MOF6120
	48	MOF6048DC	240	MOF6240
	125	MOF6125DC	—	—
JD, LD	24	MOJ6024DC	120	MOJ6120
	48	MOJ6048DC	240	MOJ6240
	125	MOJ6125DC	—	—
LMD	24	MOLMD6024DC	120	MOLMD6120
	48	MOLMD6048DC	240	MOLMD6240
	125	MOLMD6125DC	—	—
MD, ND, PD, RD	—	—	120	MOMN6120
	—	—	240	MOMN6240


To order FD through RD motor operators with Left side hinges, add "L" to catalogue number (e.g. MOF6120L).

Dimensions

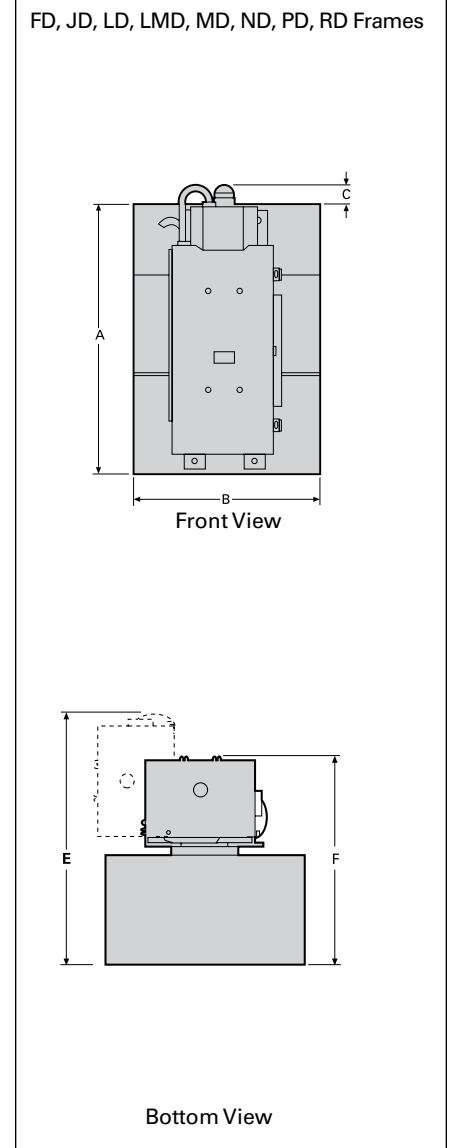
Frame	A	B	C	D	E	F
ED	7.04	4.31	—	4.31	13.84	8.84
FD	9.50	4.55	1.60	6.84	9.70	7.58
JD, LD, LMD	11.00	7.50	0.79	8.34	9.85	7.74
MD, ND, PD, RD	16.00	9.00	—	9.83	13.13	10.13

Operating Currents

Catalogue Number	On			Off			Reset (Amps)
	In-Rush (Amps)	Running (Amps)	Time (msec)	In-Rush (Amps)	Running (Amps)	Time (msec)	
MOE6120	10.25	2.3	550	10.0	2.3	400	2.3
MOE6240	5.2	1.1	500	5.0	1.0	330	1.1
MOF6120/L	10.0	5.5	200	10.0	5.5	175	5.5
MOF6240/L	4.7	2.5	200	4.7	2.5	185	2.5
MOLMD6120/L	15.2	6.0	210	15.2	6.0	185	6.0
MOJ6120/L	15.2	6.0	210	15.2	6.0	185	6.0
MOJ6240/L	5.0	2.5	217	5.0	2.5	185	2.5
MOMN6120/L	22.7	13.9	240	22.7	13.9	210	13.9
MOMN6240/L	12.6	4.6	260	12.6	4.6	230	12.6



FD, JD, LD, LMD, MD, ND, PD, RD Frames





Molded Case Circuit Breakers

External Accessories

Plug-In Mounting Assemblies, Including Base and Tulip Assemblies

Selection/Dimensions

For Use With Breaker Frames	Poles	Line Side	Load Side	Steel Switchboard Mounting Plate ^① Catalogue Number
		Catalogue Number ^②	Catalogue Number ^②	
All ED except CED	2	PC2637▲	PC2638▲	PL2616
	3	PC2657	PC2658	
CED	2	PC2637▲	PC2638▲	PL2617
	3	PC2657	PC2658	
All FD except CFD	2	PC4753▲	PC4753▲	PL4762
	3	PC4754	PC4754	
CFD	2	PC4753▲	PC4753▲	PL4763
	3	PC4754	PC4754	
All JD except CJD	2	PC5777▲	PC5777▲	PL5796
	3	PC5778	PC5778	
Kit CJD, SCJD	3	PCCJD	PCCJD	PL5797
All LD except CLD	2	PC5660▲	PC5660▲	PL5696
	3	PC5661	PC5661	
Kit CLD, SCLD	3	PCCLD	PCCLD	PL5797
All MD	2	PC5662▲	PC5662▲	PL9698
	3	PC5663	PC5663	
All ND	2	PC5664 ^③ ▲	PC5664 ^③ ▲	PL9699
	3	PC5666 ^③	PC5666 ^③	



5 Tulip Assemblies Separately

For Frame	2 Pole	3 Pole
	Catalogue Number	Catalogue Number
ED	TCE2▲	TCE3▲
FD	TCF2▲	TCF3▲
JD	TCJ2▲	TCJ3▲
LD	TCL2▲	TCL3▲
MD	TCM2▲	TCM3▲
ND	TCN2▲	TCN3▲

Rear-Connecting Studs

For Use With Breaker Frames	Ampere Rating	Description	Extension Behind Breaker (inches)	Line Side	Load Side
				Catalogue Number	Catalogue Number
All ED	100	Line Side (Short)	2.38	RS2643 ^④ ▲	—
	100	Load Side (Short)	2.38	—	RS2644 ^④ ▲
	100	Line Side (Long)	4.88	RS2641 ^④ ▲	—
	100	Load Side (Long)	4.88	—	RS2642 ^④ ▲
All FD	250	Short	3.12	RS4756 ^④ ▲	RS4756 ^④ ▲
	250	Long	7.06	RS4755 ^④ ▲	RS4755 ^④ ▲
All JD	400	Short	5.85	RS5774▲	RS5774▲
	400	Long	11.20	RS5773▲	RS5773▲
All LD	600	Short	5.85	RS5784▲	RS5784▲
	600	Long	11.20	RS5783▲	RS5783▲
CJD, SCJD CLD, SCLD	Add required shield kit.			—	CLRSJL3
LM(X)D6, HLM(X)D6	800	Short	5.85	RS5788▲	RS5788▲
		Long	11.20	RS5787▲	RS5787▲
All MD, ND	1200	Short	5.50	RS5786▲	RS5786▲
		Long	8.00	RS5785▲	RS5785▲

▲ Built to order. Allow 7–9 weeks for delivery.

① Furnished at no extra charge when ordered with plug-in mounting assembly.

② Each piece catalogue number consists of (1) mounting block assembly and required tulip assemblies (2) for 2-pole, (3) for 3-pole

③ For vertical bus mounting — for horizontal, substitute PC5665 for PC5664 and PC5667 for PC5666.

④ Price includes one current stud, insulating tube, stud nuts and terminal shields, when required.

⑤ For proper electrical clearance, studs must alternate between short and long stud lengths on circuit breaker poles (e.g. SLSLSL or LSLSL).