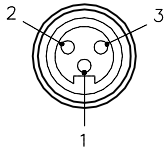


FEMALE END VIEW

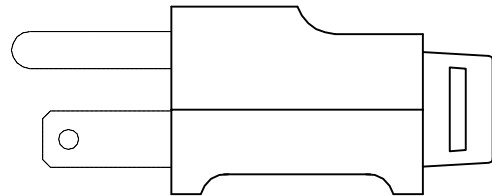
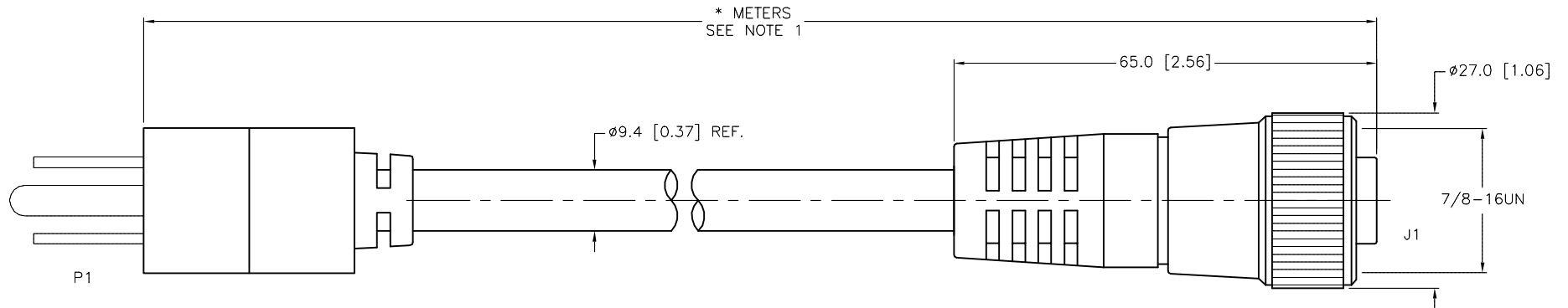


- 1 = GREEN
- 2 = WHITE
- 3 = BLACK



SPECIFICATIONS

CONTACT CARRIER MATERIAL/COLOR (J1)	TPU/YELLOW
MOLDED HEAD MATERIAL/COLOR (J1)	TPU/YELLOW
CONTACT MATERIAL/PLATING (J1)	BRASS/GOLD
COUPLING NUT MATERIAL/PLATING (J1)	BRASS/NICKEL
RATED CURRENT [A]	9.0 A
RATED VOLTAGE [V]	125 VAC
OUTER JACKET MATERIAL/COLOR	PVC/BLACK
CONDUCTOR INSULATION MATERIAL	PVC
NUMBER OF CONDUCTORS	3x16 AWG
TEMPERATURE RATING	-50°C to +105°C (-22°F to +221°F)
PROTECTION CLASS (J1)	MEETS NEMA 1,3,4,6P AND IEC IP67



CABLE LENGTH	TOLERANCE *
ALL LENGTHS	+ 4% (OR 50mm) OF LENGTH - 0% (OR 0mm) OF LENGTH WHICHEVER IS GREATER
STRIP LENGTH	TOLERANCE *
0-7mm	±0.5mm
8-29mm	±1.0mm
30-49mm	±2.0mm
50-69mm	±3.0mm
70-100mm	±4.0mm
OVER 100mm	±5.0mm

* UNLESS OTHERWISE SPECIFIED

SOURCE DRAWING - FOR REFERENCE ONLY

NOTES:

- "*" INDICATES CABLE LENGTH IN METERS. CONTACT TURCK TO ORDER SPECIFIC LENGTHS.
- CABLE ASSEMBLY FOR MINIFAST ARE RATED AS STAND ALONE. OVERALL CABLE ASSEMBLY RATING IS THE RESPONSIBILITY OF THE CUSTOMER.

RELATED DOCUMENTS		3RD ANGLE PROJECTION		THIS DRAWING IS CONFIDENTIAL AND THE PROPERTY OF TURCK INC. USE OF THIS DOCUMENT WITHOUT WRITTEN PERMISSION IS PROHIBITED.				3000 CAMPUS DRIVE MINNEAPOLIS, MN 55441 1-800-544-7769 (763) 553-7300 (763) 553-0708 fax www.turck.us	
1. 2. 3. 4.				DRFT RDS		DATE 09/28/09		DESCRIPTION RKM 36--*--AC PWR MALE	
MATERIAL SEE SPECIFICATIONS		ALL DIMENSIONS DISPLAYED ON THIS DRAWING ARE FOR REFERENCE ONLY		APVD		SCALE 1=1.0		IDENTIFICATION NO.	
FINISH SEE SPECIFICATIONS		CONTACT TURCK FOR MORE INFORMATION		UNIT OF MEASUREMENT MILLIMETER [INCH]		DO NOT SCALE THIS DRAWING		REV D	
D UPDATE OUTER JACKET & CONDUCTOR INSULATION MATERIAL		NF 11/22/16		57652		FILE: 777025324		SHEET 1 OF 1	
REV DESCRIPTION		BY		DATE		ECO NO.			