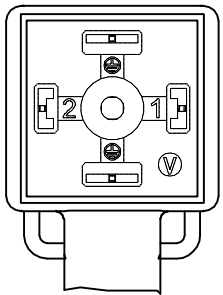
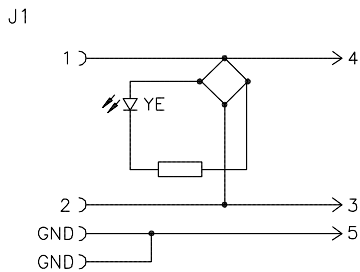


VALVE END VIEW

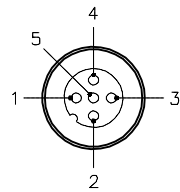


1 = BLACK #1  
2 = BLACK #2  
GND = GREEN/YELLOW

WIRING DIAGRAM



MALE END VIEW

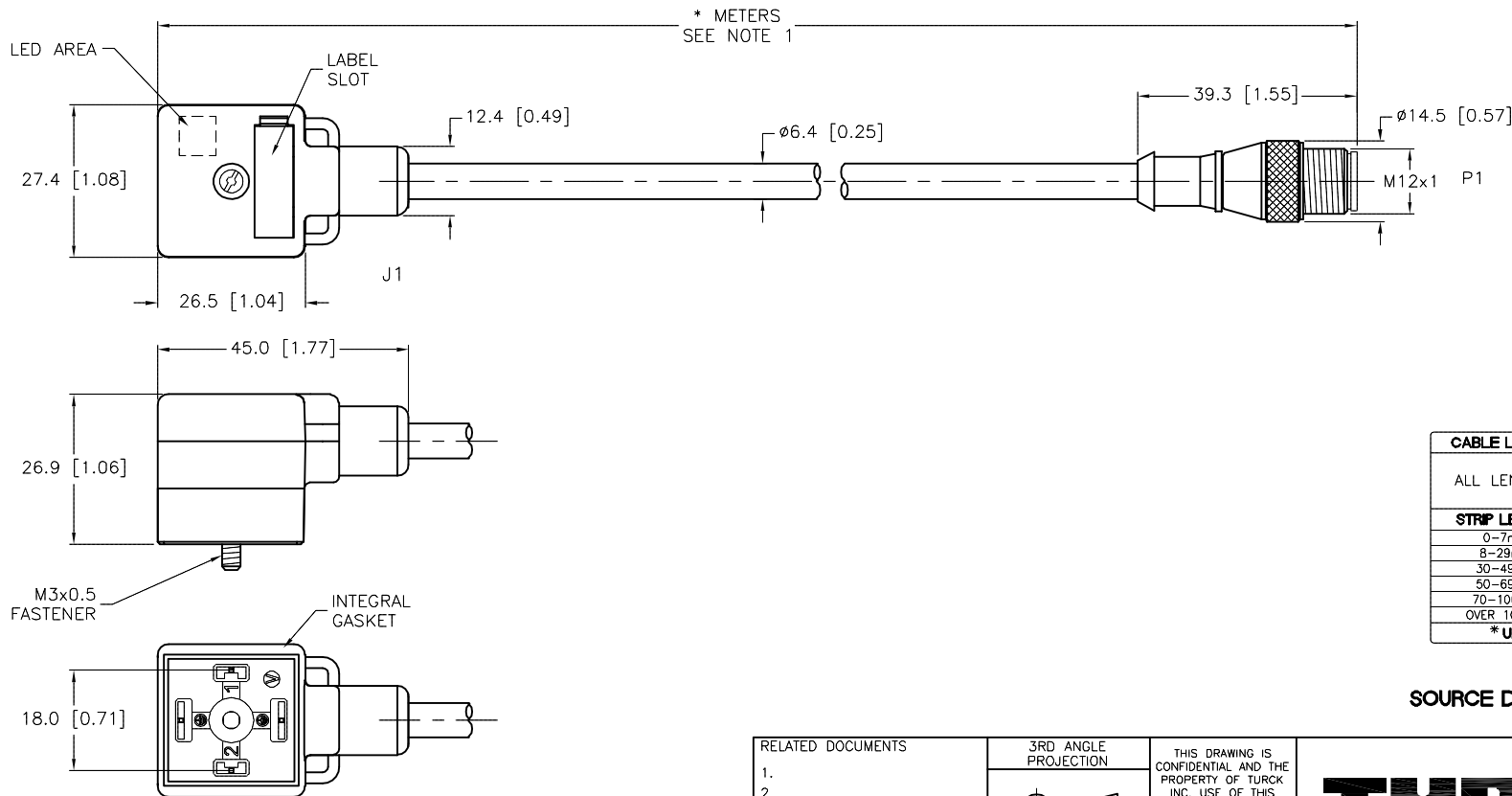


1 = N/C  
2 = N/C  
3 = BLACK #2  
4 = BLACK #1  
5 = GREEN/YELLOW



SPECIFICATIONS

CONTACT CARRIER MATERIAL	NYLON or TPU
CONTACT MATERIAL/PLATING	BRASS/SILVER (J1), BRASS/GOLD (P1)
MOLDED HEAD MATERIAL/COLOR	TPU/TRANSLUCENT BLK (J1), YEL (P1)
COUPLING NUT MATERIAL/PLATING	BRASS/NICKEL (P1)
RATED CURRENT	4.0 A
RATED VOLTAGE	24-48 VAC/DC
OUTER JACKET MATERIAL/COLOR	TPU/GRAY
CONDUCTOR INSULATION	PVC
NUMBER OF CONDUCTORS	3x18 AWG
TEMPERATURE RATING	-40°C to +105°C (-40°F to +221°F)
PROTECTION CLASS	MEETS NEMA 1,3,4,6P AND IEC IP67



\* METERS  
SEE NOTE 1

CABLE LENGTH	TOLERANCE*
ALL LENGTHS	+ 4% (OR 50mm) OF LENGTH - 0% (OR 0mm) OF LENGTH WHICHEVER IS GREATER
STRIP LENGTH	TOLERANCE*
0-7mm	±0.5mm
8-29mm	±1.0mm
30-49mm	±2.0mm
50-69mm	±3.0mm
70-100mm	±4.0mm
OVER 100mm	±5.0mm

\* UNLESS OTHERWISE SPECIFIED

NOTES:

- "\*" INDICATES CABLE LENGTH IN METERS. CONTACT TURCK TO ORDER SPECIFIC LENGTHS.
- "/S3231" DESIGNATES DESIGNATES SOLDER CONTACT FOR CSA APPROVAL ON LABEL.

SOURCE DRAWING - FOR REFERENCE ONLY

RELATED DOCUMENTS	3RD ANGLE PROJECTION	THIS DRAWING IS CONFIDENTIAL AND THE PROPERTY OF TURCK INC. USE OF THIS DOCUMENT WITHOUT WRITTEN PERMISSION IS PROHIBITED.		3000 CAMPUS DRIVE MINNEAPOLIS, MN 55441 1-800-544-7769 (763) 553-7300 (763) 553-0708 fax www.turck.us	
1.		DRFT	KMY	DATE	06/04/13
2.		APVD	T.S.	SCALE	1=1.3
3.	ALL DIMENSIONS DISPLAYED ON THIS DRAWING ARE FOR REFERENCE ONLY	UNIT OF MEASUREMENT		DESCRIPTION	
4.		MILLIMETER [ INCH ]		VAS 22-B669-*M-RS 5.3T/S3231	
MATERIAL	SEE SPECIFICATIONS	CONTACT TURCK FOR MORE INFORMATION		IDENTIFICATION NO.	
FINISH	SEE SPECIFICATIONS	DO NOT SCALE THIS DRAWING		REV	
				B	
				FILE: 777031863	
				SHEET 1 OF 1	

B	UPDATE TO NEW VALVE PLUG BODY	RDS	12/18/13	44294
REV	DESCRIPTION	BY	DATE	ECO NO.