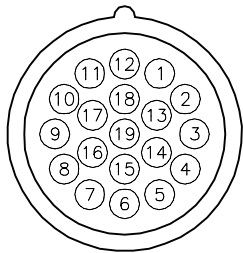



MALE END VIEW (P1)

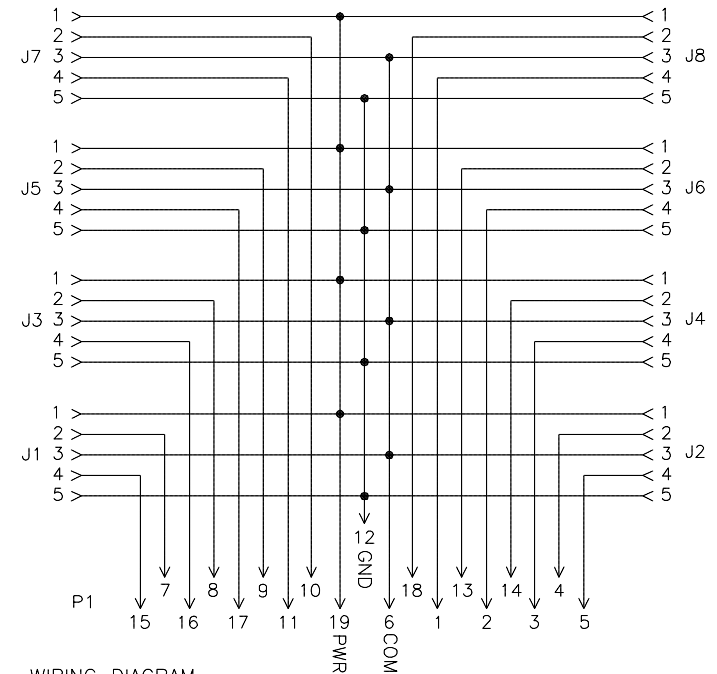
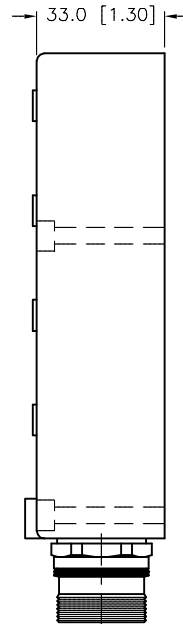
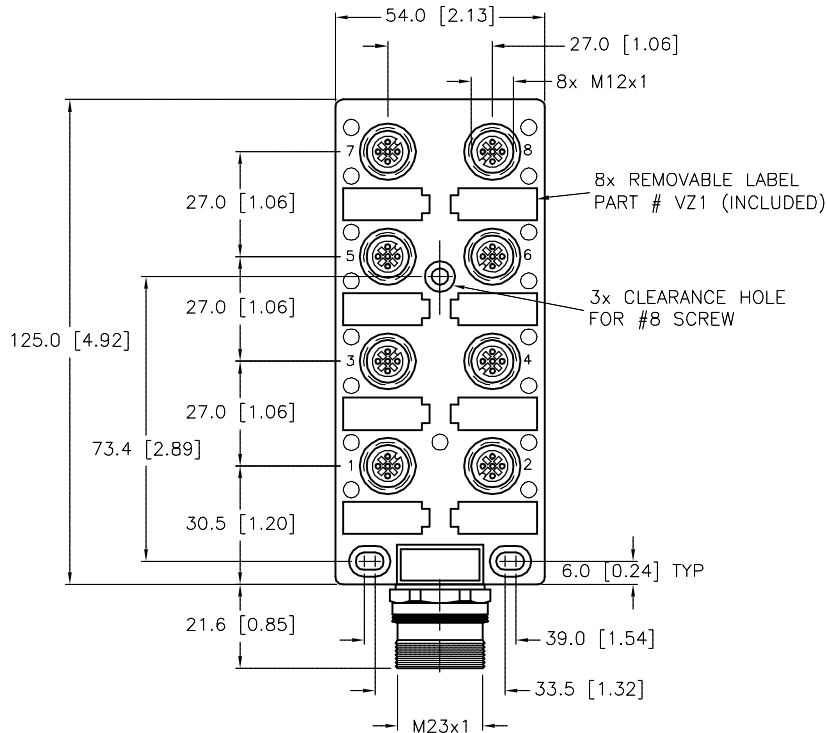


FEMALE END VIEW (J1-J8)



SPECIFICATIONS

MATERIAL	
HOUSING/COLOR	NYLON/YELLOW
RECEPTACLES	BRASS/NICKEL
CONTACT CARRIERS/COLOR	NYLON/BLACK (J1-J8), PBT/WHITE (P1)
CONTACTS	BRASS/GOLD
SEALING RING	VITON O-RINGS
ELECTRICAL DATA	
OPERATING VOLTAGE	10-48 VDC
OPERATING CURRENT	4.0 AMPS PER PORT, 8.0 AMPS TOTAL
LED CURRENT	12mA MAX AT 48VDC SUPPLY VOLTAGE(PER LED)
MECHANICAL DATA	
PROTECTION CLASS to DIN 40050	IP 67 - ONLY WHEN ALL RECEPTACLES ARE COVERED WITH PLUGS OR CONNECTED
OPERATING TEMPERATURE	-30°C to +80°C (-25°F to +176°F)



WIRING DIAGRAM

SOURCE DRAWING - FOR REFERENCE ONLY



RELATED DOCUMENTS 1. 2. 3. 4.	3RD ANGLE PROJECTION 	THIS DRAWING IS CONFIDENTIAL AND THE PROPERTY OF TURCK INC. USE OF THIS DOCUMENT WITHOUT WRITTEN PERMISSION IS PROHIBITED.		3000 CAMPUS DRIVE MINNEAPOLIS, MN 55441 1-800-544-7769 (763) 553-7300 (763) 553-0708 fax turck.com	
	MATERIAL SEE SPECIFICATIONS	ALL DIMENSIONS DISPLAYED ON THIS DRAWING ARE FOR REFERENCE ONLY	DRFT RJP DATE 07/01/96	DESCRIPTION VB 80.5-CS19	
FINISH SEE SPECIFICATIONS	CONTACT TURCK FOR MORE INFORMATION		APVD SCALE 1=2.0	IDENTIFICATION NO. U0217	
		UNIT OF MEASUREMENT <b>MILLIMETER [ INCH ]</b>		FILE: U0217	
		DO NOT SCALE THIS DRAWING		SHEET 1 OF 1	

D	UPDATED CLOSURE CAPS	TV	09/14/15	48811
REV	DESCRIPTION	BY	DATE	ECO NO.