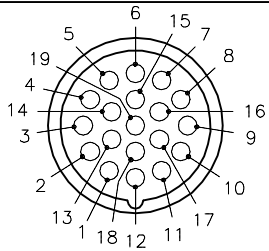
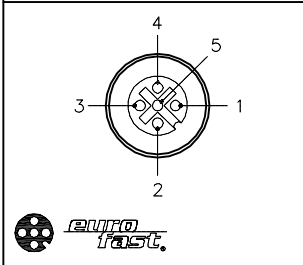


MALE END VIEW (P1)



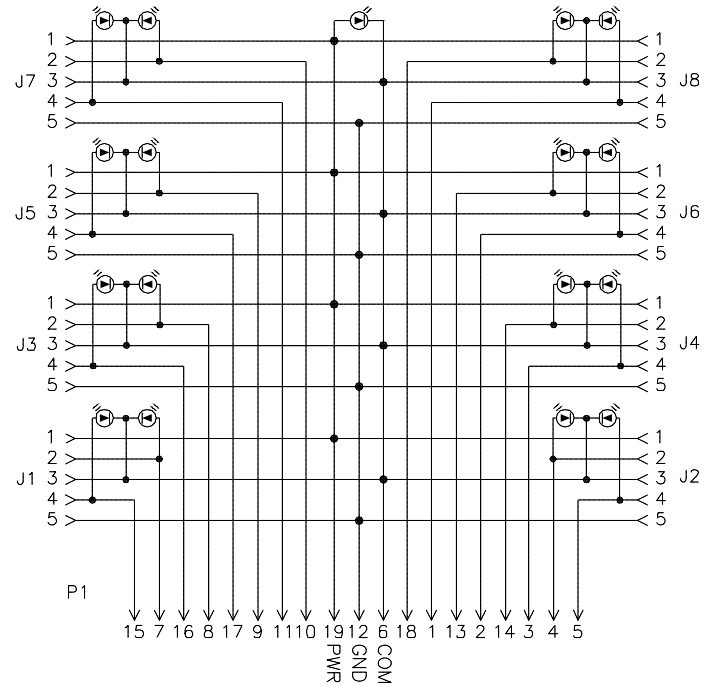
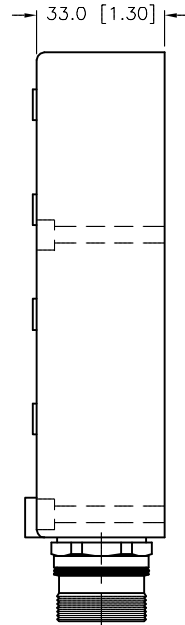
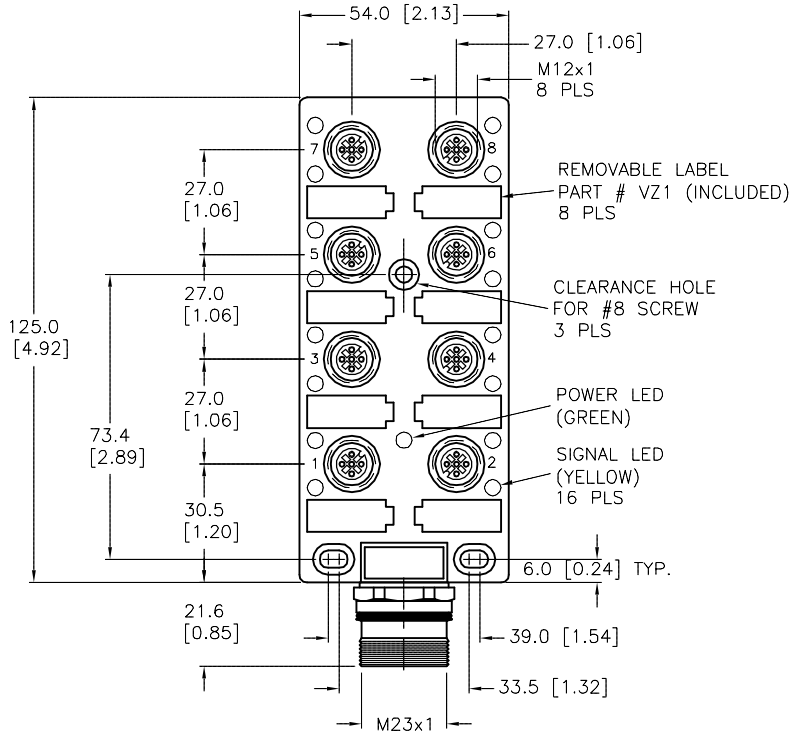
M23 connector

FEMALE END VIEW (J1-J8)



SPECIFICATIONS

MATERIAL	
HOUSING/COLOR	NYLON/YELLOW
RECEPTACLES	NICKEL-PLATED BRASS
CONTACT CARRIERS/COLOR	NYLON/BLACK (J1-J8), PBT/WHITE (P1)
CONTACTS	GOLD-PLATED BRASS
SEALING RING	VITON O-RINGS
ELECTRICAL DATA	
OPERATING VOLTAGE	10-48 VDC
OPERATING CURRENT	4.0 AMPS PER PORT, 8.0 AMPS TOTAL
LED CURRENT	12mA MAX AT 48VDC SUPPLY VOLTAGE(PER LED)
MECHANICAL DATA	
PROTECTION CLASS to DIN 40050	IP 67 - ONLY WHEN ALL RECEPTACLES ARE COVERED WITH PLUGS OR CONNECTED
OPERATING TEMPERATURE	-40°C to +105°C (-40°F to +221°F)



SOURCE DRAWING - FOR REFERENCE ONLY



RELATED DOCUMENTS 1. 2. 3. 4.	3RD ANGLE PROJECTION 	THIS DRAWING IS CONFIDENTIAL AND THE PROPERTY OF TURCK INC. USE OF THIS DOCUMENT WITHOUT WRITTEN PERMISSION IS PROHIBITED.		3000 CAMPUS DRIVE MINNEAPOLIS, MN 55441 1-800-544-7769 (763) 553-7300 (763) 553-0708 fax turck.com	
	MATERIAL SEE SPECIFICATIONS	DRFT RDS APVD	DATE 01/13/09 SCALE 1=2.0	DESCRIPTION VB 80.5-P7X17-CS19	
FINISH SEE SPECIFICATIONS	ALL DIMENSIONS DISPLAYED ON THIS DRAWING ARE FOR REFERENCE ONLY	UNIT OF MEASUREMENT MILLIMETER [INCH]		IDENTIFICATION NO. U0219	REV C
C	UPDATED CLOSURE CAPS	TV	09/14/15	48811	
REV	DESCRIPTION	BY	DATE	ECO NO.	
DO NOT SCALE THIS DRAWING		FILE: U0219		SHEET 1 OF 1	