




## Table of Contents



### Nylon Wallplates



### Snap-On Wallplates



### While-In-Use Weatherproof Covers



Product	Page
Features and Benefits	N-2
Snap-On Wallplates	N-4
Toggle Switch Wallplates	N-5
Duplex and Single Receptacle Wallplates	N-6
Single Receptacle Wallplates	N-7
Blank Wallplates	N-8
Decorator Wallplates	N-9
347 Volt Wallplates	N-10
Combination Wallplates, 2-Gang	N-11
Combination Wallplates, 3-Gang	N-13
Combination Wallplates, 4 and 5-Gang	N-14
Wallplate Specifications	N-14
Telephone and Coaxial Outlet Plates	N-15
Jumbo, Metal Wallplates	N-16
Pre-Marked "EMERGENCY" and Barrel Key Switch Wallplates	N-17

Product	Page
Pre-Marked "ISOLATED GROUND" or "COMPUTER ONLY" Wallplates	N-18
Security Wallplates	N-19
Accessories and Selection Charts	N-20
Weatherproof Plates for Receptacles	N-21
Weatherproof Plates for Receptacles and Switches	N-22
Weatherproof Covers for Flanged Devices	N-23
Weatherproof Switch Plates, Covers and Locking Covers	N-24
Heavy Duty Weatherproof Covers	N-25
Metallic EXTRA DUTY® While-In-Use Covers	N-26
Non-Metallic While-In-Use Covers	N-27
Weatherproof Covers	N-28
Screws and Accessories	N-29
Wallplate Dimensions	N-30
Custom Metal Wallplates	N-31
Configuration Chart	N-32




## Features and Benefits

### Nylon Wallplates

Our line of nylon wallplates features larger standard sized wallplates to provide extra coverage to hide rough box opening, improved aesthetics, greater strength, impact resistance, along with excellent cleanability in all different types of environments.

- Standard size is 1/8 inch larger to give you extra coverage to hide rough box openings. Also available in mid-size, jumbo and pre-marked
- Curved corners for improved aesthetics, for use in any application
- Reinforcement ribs for extra strength
- Captive screw feature holds mounting screw in place for quick and easy installation
- High-impact, self-extinguishing nylon material, which is virtually unbreakable
- Smooth, easy to clean finish is highly resistant to solvents and cleaning solutions, providing long life in the harshest environments



Hubbell's standard sized wallplates are 1/8 inch larger to provide you that extra coverage to hide rough box openings. The depth is 1/4 inch so that it will comfortably fit over the device even on imperfect installations or on retrofit work. See page N-30 for details and dimensions.

### Nylon Wallplates



### Nylon Pre-Marked Wallplates



### Metal Wallplates





## Features and Benefits

### Stainless Steel Wallplates

Provide solutions for a variety of industrial and commercial applications.

#### 302/304 Type Stainless Steel

Non-magnetic: 18.0% Chromium  
8.0% Nickel

- Ideal for highly corrosive environments such as food processing, hospitals, static free requirements and more
- Environments subjected to heavy abuse

#### 430 Type Stainless Steel

Magnetic: 17.0% Chromium  
Less than 0.5% Nickel


- Aesthetically identical to the 302/304 type stainless steel wallplates and are best suited for environments where corrosion resistance is less critical
- Standard commercial use

### Smooth Solid Brass

- Provides a plush appearance with the durability of metal
- Finish is lacquer coated to inhibit oxidation

### Anodized Aluminum

- Non-magnetic and corrosion resistance for a wide range of applications
- Finish is lacquer coated to inhibit oxidation



**SS262**

(Protective plastic film helps to prevent scratches and damage)



### Extra-Duty Metallic While-in-Use Covers

These covers are designed for use whenever protection is required while an outlet is in use. Covers meet or exceed the extra-duty rating per UL 514D, and are NEMA 3R rated.

- Die-cast aluminum construction
- Powder coated “chip resistant” paint corrosion protection
- Unique plug management provision for securing device and cord

### 2017 National Electrical Code (NEC®) Requirement

#### 406.9 Receptacles in Damp or Wet Locations.

(B) Wet Locations.

(1) 15 and 20 Ampere Receptacles in a Wet Location. 15 and 20 ampere, 125 and 250 volt receptacles installed in a wet location shall have an enclosure that is weatherproof whether or not the attachment plug cap is inserted. An outlet box hood installed for this purpose shall be listed, and shall be identified as “extra-duty.” Other listed products, enclosures, or assemblies providing weatherproof protection that do not utilize an outlet box need not be marked “extra-duty.” All 15 and 20 ampere, 125 and 250 volt nonlocking-type receptacles shall be listed weather-resistant type.

Exception: 15 and 20 ampere, 125 through 250 volt receptacles installed in a wet location and subject to routine high-pressure spray washing shall be permitted to have an enclosure that is weatherproof when the attachment plug is removed.

(2) Other Receptacles. All other receptacles installed in a wet location shall comply with (B)(2)(a) or (B)(2)(b).

(a) A receptacle installed in a wet location, where the product intended to be plugged into it is not attended while in use, shall have an enclosure that is weatherproof with the attachment plug cap inserted or removed.

(b) A receptacle installed in a wet location where the product intended to be plugged into it will be attended while in use (e.g., portable tools) shall have an enclosure that is weatherproof when the attachment plug is removed.

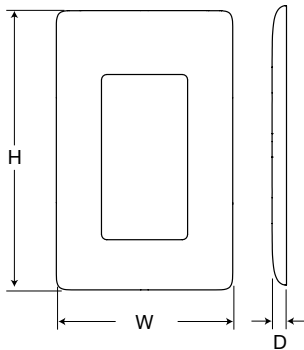


## Snap-On Wallplates

- Clean, elegant look
- No visible screws
- Snap-on cover plate completely covers sub-plate eliminating dirt build-up around the edges
- Snap-on cover plate hides any paint or scratches on sub-plate caused during installation
- Appearance is consistent with other Hubbell wallplates
- Meets UL and CSA standards











Snap-On Cover Plate



Gang	Height (H)	Width (W)	Depth (D)
1	4.75" (120.6)	3.00" (76.2)	.25" (6.35)
2	4.75" (120.6)	4.81" (122.2)	.25" (6.35)
3	4.75" (120.6)	6.62" (168.2)	.25" (6.35)
4	4.75" (120.6)	8.44" (214.3)	.25" (6.35)

## Snap-On Wallplates










Description	Color	Decorator Catalog Number	Toggle Catalog Number
1-Gang, 1-Decorator 	Ivory Light Almond White	<b>NPS261</b> <b>NPS261LA</b> <b>NPS261W</b>	<b>NPS11</b> <b>NPS1LA</b> <b>NPS1W</b>
1-Gang, 1-Toggle 			
2-Gang, 2-Decorator 	Ivory Light Almond White	<b>NPS2621</b> <b>NPS2621LA</b> <b>NPS2621W</b>	<b>NPS21</b> <b>NPS21LA</b> <b>NPS21W</b>
2-Gang, 2-Toggle 			
3-Gang, 3-Decorator 	Ivory Light Almond White	<b>NPS2631</b> <b>NPS2631LA</b> <b>NPS2631W</b>	<b>NPS31</b> <b>NPS31LA</b> <b>NPS31W</b>
3-Gang, 3-Toggle 			
4-Gang, 4-Decorator 	Ivory Light Almond White	<b>NPS2641</b> <b>NPS2641LA</b> <b>NPS2641W</b>	- - -
1-Gang, 1-Duplex 	Ivory Light Almond White	<b>NPS81</b> <b>NPS81LA</b> <b>NPS81W</b>	- - -

Dimensions in Inches (mm)

# Wallplates and Covers



## Toggle Switch Wallplates

Description	Color	Nylon Standard	Nylon Mid-Size	Nylon Jumbo	Material	Metal Catalog Number
 1-Gang, 1-Toggle	Almond	<b>NP1AL</b>	<b>NPJ1AL</b>	-	Aluminum	<b>SA1</b>
	Black	<b>NP1BK</b>	<b>NPJ1BK</b>	-	Brass	<b>SB1</b>
	Brown	<b>NP1</b>	<b>NPJ1</b>	-	Brass Plated	<b>SBP1</b>
	Gray	<b>NP1GY</b>	<b>NPJ1GY</b>	-	Chrome	<b>SCH1</b>
	Ivory	<b>NP1I</b>	<b>NPJ1I</b>	<b>NPJJ1I</b>	S/S 302/304	<b>SS1</b>
	Light Almond	<b>NP1LA</b>	<b>NPJ1LA</b>	<b>NPJJ1LA</b>	S/S 430	<b>SS1L</b>
	Office White	<b>NP1OW</b>	<b>NPJ1OW</b>	-	Steel, Almond	<b>SP1AL*</b>
	Red	<b>NP1R</b>	<b>NPJ1R</b>	-	Steel, Gray	<b>SP1G*</b>
	White	<b>NP1W</b>	<b>NPJ1W</b>	<b>NPJJ1W</b>		
 2-Gang, 2-Toggle	Almond	<b>NP2AL</b>	<b>NPJ2AL</b>	-	Aluminum	<b>SA2</b>
	Black	<b>NP2BK</b>	<b>NPJ2BK</b>	-	Brass	<b>SB2</b>
	Brown	<b>NP2</b>	<b>NPJ2</b>	-	Brass Plated	<b>SBP2</b>
	Gray	<b>NP2GY</b>	<b>NPJ2GY</b>	-	Chrome	<b>SCH2</b>
	Ivory	<b>NP2I</b>	<b>NPJ2I</b>	<b>NPJJ2I</b>	S/S 302/304	<b>SS2</b>
	Light Almond	<b>NP2LA</b>	<b>NPJ2LA</b>	<b>NPJJ2LA</b>	S/S 430	<b>SS2L</b>
	Office White	<b>NP2OW</b>	<b>NPJ2OW</b>	-	Steel, Almond	<b>SP2AL*</b>
	Red	<b>NP2R</b>	<b>NPJ2R</b>	-	Steel, Gray	<b>SP2G*</b>
	White	<b>NP2W</b>	<b>NPJ2W</b>	<b>NPJJ2W</b>		
 3-Gang, 3-Toggle	Almond	<b>NP3AL</b>	<b>NPJ3AL</b>	-	Aluminum	①
	Black	<b>NP3BK</b>	<b>NPJ3BK</b>	-	Brass	<b>SB3</b>
	Brown	<b>NP3</b>	<b>NPJ3</b>	-	Brass Plated	<b>SBP3</b>
	Gray	<b>NP3GY</b>	<b>NPJ3GY</b>	-	Chrome	<b>SCH3</b>
	Ivory	<b>NP3I</b>	<b>NPJ3I</b>	-	S/S 302/304	<b>SS3</b>
	Light Almond	<b>NP3LA</b>	<b>NPJ3LA</b>	-	S/S 430	<b>SS3L</b>
	Office White	<b>NP3OW</b>	<b>NPJ3OW</b>	-	Steel, Almond	<b>SP3AL*</b>
	Red	-	<b>NPJ3R</b>	-		
	White	<b>NP3W</b>	<b>NPJ3W</b>	-		
 4-Gang, 4-Toggle	Black	<b>NP4BK</b>	<b>NPJ4BK</b>	-	Aluminum	①
	Brown	<b>NP4</b>	<b>NPJ4</b>	-	Brass	<b>SB4</b>
	Gray	<b>NP4GY</b>	<b>NPJ4GY</b>	-	Brass Plated	<b>SBP4</b>
	Ivory	<b>NP4I</b>	<b>NPJ4I</b>	-	Chrome	①
	Light Almond	<b>NP4LA</b>	<b>NPJ4LA</b>	-	S/S 302/304	<b>SS4</b>
	Office White	<b>NP4OW</b>	<b>NPJ4OW</b>	-	S/S 430	<b>SS4L</b>
	White	<b>NP4W</b>	<b>NPJ4W</b>	-	Steel, Almond	<b>SP4AL*</b>
 5-Gang, 5-Toggle	Black	<b>NP5BK</b>	-	-	Aluminum	①
	Brown	<b>NP5</b>	-	-	Brass	<b>SB5</b>
	Gray	<b>NP5GY</b>	-	-	Brass Plated	①
	Ivory	<b>NP5I</b>	-	-	Chrome	①
	Light Almond	<b>NP5LA</b>	-	-	S/S 302/304	<b>SS5</b>
	White	<b>NP5W</b>	-	-	S/S 430	-
					Steel, Almond	<b>SP5AL*</b>
 6-Gang, 6-Toggle	Brown	<b>NP6</b>	-	-	Aluminum	①
	Gray	<b>NP6GY</b>	-	-	Brass	<b>SB6</b>
	Ivory	<b>NP6I</b>	-	-	Brass Plated	①
	Light Almond	<b>NP6LA</b>	-	-	Chrome	①
	White	<b>NP6W</b>	-	-	S/S 302/304	<b>SS6</b>
					S/S 430	-
					Steel, Almond	<b>SP6AL*</b>
 7-Gang, 7-Toggle	Brown	-	-	-	Aluminum	①
	Gray	-	-	-	Brass	①
	Ivory	-	-	-	Brass Plated	①
	Light Almond	-	-	-	Chrome	①
	White	-	-	-	S/S 302/304	<b>SS607</b>
					S/S 430	-
 8-Gang, 8-Toggle	Brown	-	-	-	Aluminum	①
	Gray	-	-	-	Brass	①
	Ivory	-	-	-	Brass Plated	①
	Light Almond	-	-	-	Chrome	①
	White	-	-	-	S/S 302/304	<b>SS608</b>
					S/S 430	-
 2-Gang, 1-Toggle	Brown	-	-	-	Aluminum	-
	Gray	-	-	-	Brass	-
	Ivory	-	-	-	Brass Plated	-
	Light Almond	-	-	-	Chrome	-
	White	-	-	-	S/S 302/304	<b>SS740</b>
					S/S 430	-

Note: All nylon wallplates feature pre-inserted captive screws for faster assembly, up to 6-gang.






①vA available as a custom wallplate, see pages N-31 to N-34. Consult custom wallplates section for additional openings and combinations.

\*Powder coat paint finish.




Dimensions in Inches (mm)



## Duplex Receptacle Wallplates

Description	Color	Nylon Standard	Nylon Mid-Size	Nylon Jumbo	Material	Metal Catalog Number
 1-Gang, 1-Duplex	Almond	<b>NP8AL</b>	<b>NPJ8AL</b>	-	Aluminum	<b>SA8</b>
	Black	<b>NP8BK</b>	<b>NPJ8BK</b>	-	Brass	<b>SB8</b>
	Blue	-	<b>NPJ8BL</b>	-	Brass Plated	<b>SBP8</b>
	Brown	<b>NP8</b>	<b>NPJ8</b>	-	Chrome	<b>SCH8</b>
	Gray	<b>NP8GY</b>	<b>NPJ8GY</b>	-	S/S 302/304	<b>SS8</b>
	Ivory	<b>NP8I</b>	<b>NPJ8I</b>	<b>NPJJ8I</b>	S/S 430	<b>SS8L</b>
	Light Almond	<b>NP8LA</b>	<b>NPJ8LA</b>	<b>NPJJ8LA</b>	Steel, Almond	<b>SP8AL*</b>
	Office White	<b>NP8OW</b>	<b>NPJ8OW</b>	-	Steel, Gray	<b>SP8G*</b>
	Orange	<b>NP8OR</b>	-	-		
	Red	<b>NP8R</b>	<b>NPJ8R</b>	-		
	White	<b>NP8W</b>	<b>NPJ8W</b>	<b>NPJJ8W</b>		
	 2-Gang, 2-Duplex	Black	<b>NP82BK</b>	<b>NPJ82BK</b>	-	Aluminum
Brown		<b>NP82</b>	<b>NPJ82</b>	-	Brass	<b>SB82</b>
Gray		<b>NP82GY</b>	<b>NPJ82GY</b>	-	Brass Plated	<b>SBP82</b>
Ivory		<b>NP82I</b>	<b>NPJ82I</b>	-	Chrome	<b>SCH82</b>
Light Almond		<b>NP82LA</b>	<b>NPJ82LA</b>	-	S/S 302/304	<b>SS82</b>
Office White		<b>NP82OW</b>	<b>NPJ82OW</b>	-	S/S 430	<b>SS82L</b>
Orange		<b>NP82OR</b>	-	-	Steel, Almond	<b>SP82AL*</b>
Red		<b>NP82R</b>	<b>NPJ82R</b>	-	Steel, Gray	<b>SP82G*</b>
White		<b>NP82W</b>	<b>NPJ82W</b>	-		
 3-Gang, 3-Duplex		Brown	<b>NP83</b>	-	-	Aluminum
	Ivory	<b>NP83I</b>	-	-	Brass	⓪
	White	<b>NP83W</b>	-	-	Brass Plated	⓪
					Chrome	⓪
 4-Gang, 4-Duplex	Brown	<b>NP84</b>	-	-	S/S 302/304	<b>SS83</b>
	Ivory	<b>NP84I</b>	-	-	S/S 430	-
	White	<b>NP84W</b>	-	-	Steel, Almond	<b>SP83AL*</b>
					Aluminum	⓪
					Brass	⓪
					Brass Plated	⓪
 2-Gang, 1-Duplex	Brown	-	-	-	Chrome	⓪
	Ivory	-	-	-	S/S 302/304	<b>SS84</b>
	White	-	-	-	S/S 430	-
					Brass	-
					Brass Plated	-

## Single 15/20A Straight Blade or 15A Twist-Lock® Receptacle Wallplates

Description	Color	Nylon Standard	Nylon Mid-Size	Nylon Jumbo	Material	Metal Catalog Number
 1-Gang, 1-Single 1.40 in. (35.6) Dia. Hole	Black	<b>NP7BK</b>	<b>NPJ7BK</b>	-	Aluminum	<b>SA7</b>
	Brown	<b>NP7</b>	<b>NPJ7</b>	-	Brass	<b>SB7</b>
	Gray	<b>NP7GY</b>	<b>NPJ7GY</b>	-	Brass Plated	<b>SBP7</b>
	Ivory	<b>NP7I</b>	<b>NPJ7I</b>	-	Chrome	<b>SCH7</b>
	Light Almond	<b>NP7LA</b>	<b>NPJ7LA</b>	-	S/S 302/304	<b>SS7</b>
	Office White	<b>NP7OW</b>	<b>NPJ7OW</b>	-	S/S 430	<b>SS7L</b>
	Red	<b>NP7R</b>	<b>NPJ7R</b>	-	Steel, Almond	<b>SP7AL*</b>
	White	<b>NP7W</b>	<b>NPJ7W</b>	-	Steel, Gray	<b>SP7G*</b>
	 2-Gang, 1-Single 1.40 in. (35.6) Dia. Hole	Brown	-	-	-	Aluminum
Ivory		-	-	-	Brass	-
White		-	-	-	Brass Plated	-
					Chrome	-
 2-Gang, 2-Single 1.40 in. (35.6) Dia. Hole	Brown	-	-	-	S/S 302/304	<b>SS747</b>
	Ivory	-	-	-	S/S 430	-
	White	-	-	-	Aluminum	⓪
					Brass	⓪
					Brass Plated	⓪
					Chrome	⓪





Note: All nylon wallplates feature pre-inserted captive screws for faster assembly, up to 6-gang.

⓪vA available as a custom wallplate, see pages N-31 to N-34. Consult custom wallplates section for additional openings and combinations.







\*Powder coat paint finish.

Dimensions in Inches (mm)

## Single 20/30A Twist-Lock® Receptacle Wallplates

Description	Color	Nylon Standard	Nylon Mid-Size	Material	Metal Catalog Number
 1-Gang, 1-Single 1.60 in. (40.6) Dia. Hole	Black	<b>NP720BK</b>	-	Aluminum	<b>SA720</b>
	Brown	<b>NP720</b>	-	Brass	<b>SB720</b>
	Gray	<b>NP720GY</b>	-	Brass Plated	①
	Ivory	<b>NP720I</b>	-	Chrome	①
	Office White	<b>NP720OW</b>	-	S/S 302/304	<b>SS720</b>
	Red	<b>NP720R</b>	-	S/S 430	-
	White	<b>NP720W</b>	-		
 1-Gang, 1-Single 1.74 in. (44.2) Dia. Hole	Brown	-	-	Aluminum	-
	Ivory	-	-	Brass	-
	White	-	-	Brass Plated	-
				Chrome	-
 2-Gang, 1-Single 1.60 in. (40.6) Dia. Hole	Brown	-	-	Aluminum	-
	Ivory	-	-	Brass	-
	White	-	-	Brass Plated	-
				Chrome	-
				S/S 302/304	<b>SS749</b>
 3-Gang, 2-Single 1.60 in. (40.6) Dia. Hole	Brown	-	-	Aluminum	①
	Ivory	-	-	Brass	①
	White	-	-	Brass Plated	①
				Chrome	①
				S/S 302/304	<b>SS320</b>

## Single Receptacle Wallplates

Description	Color	Nylon Standard	Nylon Mid-Size	Material	Metal Catalog Number
 1-Gang, 1-Single 1.97 in. (50.0) Dia. Hole	Brown	-	-	Aluminum	-
	Ivory	-	-	Brass	-
	White	-	-	Chrome	-
				S/S 302/304	<b>SS737</b>
 1-Gang, 1-Single 2.16 in. (54.9) Dia. Hole	Black	<b>NP724BK</b>	<b>NPJ724BK</b>	Aluminum	<b>SA723</b>
	Brown	<b>NP724</b>	<b>NPJ724</b>	Brass	①
	Gray	<b>NP724GY</b>	<b>NPJ724GY</b>	Brass Plated	①
	Ivory	<b>NP724I</b>	<b>NPJ724I</b>	Chrome	<b>SCH723</b>
	White	<b>NP724W</b>	<b>NPJ724W</b>	S/S 302/304	<b>SS723</b>
				S/S 430	<b>SS723L</b>
 2-Gang, 1-Single 2.16 in. (54.9) Dia. Hole	Brown	-	-	Aluminum	-
	Ivory	-	-	Brass	-
	White	-	-	Chrome	<b>SCH702</b>
				S/S 302/304	<b>SS702</b>
 2-Gang, 1-Single 2.16 in. (54.9) Dia. Hole	Black	<b>NP703BK</b>	<b>NPJ703BK</b>	Aluminum	-
	Brown	<b>NP703</b>	<b>NPJ703</b>	Brass	-
	Gray	<b>NP703GY</b>	-	Brass Plated	-
	Ivory	<b>NP703I</b>	<b>NPJ703I</b>	Chrome	-
	White	<b>NP703W</b>	<b>NPJ703W</b>	S/S 302/304	<b>SS703</b>
				S/S 430	<b>SS703L</b>
 2-Gang, 1-Single 2.48 in. (63.0) Dia. Hole	Brown	-	-	Aluminum	-
	Ivory	-	-	Brass	-
	White	-	-	Chrome	-
				S/S 302/304	<b>SS701</b>
 2-Gang, 1-Single 2.66 in. (67.6) Dia. Hole	Brown	-	-	Aluminum	-
	Ivory	-	-	Brass	-
	White	-	-	Chrome	-
				S/S 302/304	<b>SS716</b>
				S/S 430	-





Note: All nylon wallplates feature pre-inserted captive screws for faster assembly, up to 6-gang.

① available as a custom wallplate, see pages N-31 to N-34. Consult custom wallplates section for additional openings and combinations.





Dimensions in Inches (mm)



## Blank Wallplates, Box Mount

Description	Color	Nylon Standard	Nylon Mid-Size	Nylon Jumbo	Material	Metal Catalog Number
 1-Gang, 1-Blank, Box Mount	Almond	<b>NP13AL</b>	<b>NPJ13AL</b>	-	Aluminum	<b>SA13A</b>
	Black	<b>NP13BK</b>	<b>NPJ13BK</b>	-	Brass	<b>SB13</b>
	Brown	<b>NP13</b>	<b>NPJ13</b>	-	Brass Plated	<b>SBP13</b>
	Gray	<b>NP13GY</b>	<b>NPJ13GY</b>	-	Chrome	<b>SCH13</b>
	Ivory	<b>NP13I</b>	<b>NPJ13I</b>	<b>NPJJ13I</b>	S/S 302/304	<b>SS13</b>
	Light Almond	<b>NP13LA</b>	<b>NPJ13LA</b>	<b>NPJJ13LA</b>	S/S 430	<b>SS13L</b>
	Office White	<b>NP13OW</b>	<b>NPJ13OW</b>	-	Steel, Almond	<b>SP14BAL*</b>
	White	<b>NP13W</b>	<b>NPJ13W</b>	<b>NPJJ13W</b>	Steel, Gray	<b>SP14BG*</b>
 2-Gang, 2-Blank, Box Mount	Almond	<b>NP23AL</b>	<b>NPJ23AL</b>	-	Aluminum	<b>SA23</b>
	Black	<b>NP23BK</b>	-	-	Brass	<b>SB23</b>
	Brown	<b>NP23</b>	<b>NPJ23</b>	-	Brass Plated	⓪
	Gray	<b>NP23GY</b>	-	-	Chrome	<b>SCH23</b>
	Ivory	<b>NP23I</b>	<b>NPJ23I</b>	-	S/S 302/304	<b>SS23</b>
	Light Almond	<b>NP23LA</b>	<b>NPJ23LA</b>	-	S/S 430	<b>SS23L</b>
	White	<b>NP23W</b>	<b>NPJ23W</b>	-	Steel, Almond	<b>SP24BAL*</b>
				Steel, Gray	<b>SP24BG*</b>	
 3-Gang, 3-Blank, Box Mount	Brown	<b>NP33</b>	-	-	Aluminum	⓪
	Ivory	<b>NP33I</b>	-	-	Brass	⓪
	White	<b>NP33W</b>	-	-	Brass Plated	⓪
					Chrome	⓪
 4-Gang, 4-Blank, Box Mount					S/S 302/304	<b>SS33</b>
					S/S 430	-
					Steel, Almond	<b>SP34BAL*</b>
					Aluminum	⓪
					Brass	⓪
					Brass Plated	⓪
				Chrome	⓪	
				S/S 302/304	<b>SS43</b>	
				S/S 430	-	

## Blank Wallplates, Strap Mount

 1-Gang, 1-Blank, Strap Mount	Black	<b>NP14BK</b>	-	-	Aluminum	⓪
	Brown	<b>NP14</b>	-	-	Brass	<b>SB14</b>
	Gray	<b>NP14GY</b>	-	-	Brass Plated	⓪
	Ivory	<b>NP14I</b>	-	-	Chrome	⓪
	Office White	<b>NP14OW</b>	-	-	S/S 302/304	<b>SS14</b>
	Red	<b>NP14R</b>	-	-	S/S 430	<b>SS14L</b>
	White	<b>NP14W</b>	-	-	Steel, Almond	<b>SP14AL*</b>
				Steel, Gray	<b>SP14G*</b>	
 2-Gang, 2-Blank, Strap Mount	Black	<b>NP24BK</b>	-	-	Aluminum	⓪
	Brown	<b>NP24</b>	-	-	Brass	⓪
	Gray	<b>NP24GY</b>	-	-	Brass Plated	⓪
	Ivory	<b>NP24I</b>	-	-	Chrome	⓪
	Office White	<b>NP24OW</b>	-	-	S/S 302/304	<b>SS24</b>
	Red	<b>NP24R</b>	-	-	S/S 430	<b>SS24L</b>
	White	<b>NP24W</b>	-	-	Steel, Almond	<b>SP24AL*</b>
				Steel, Gray	<b>SP24G*</b>	
 3-Gang, 3-Blank, Strap Mount	Brown	<b>NP34</b>	-	-	Aluminum	⓪
	Ivory	<b>NP34I</b>	-	-	Brass	⓪
	White	<b>NP34W</b>	-	-	Brass Plated	⓪
					Chrome	⓪
 4-Gang, 4-Blank, Strap Mount					S/S 302/304	<b>SS34</b>
					S/S 430	-
					Steel, Almond	<b>SP34AL*</b>
					Aluminum	⓪
					Brass	⓪
					Brass Plated	⓪
				Chrome	⓪	
				S/S 302/304	<b>SS44</b>	
				S/S 430	-	

Note: All nylon wallplates feature pre-inserted captive screws for faster assembly, up to 6-gang.







⓪vA available as a custom wallplate, see pages N-31 to N-34. Consult custom wallplates section for additional openings and combinations.

\*Powder coat paint finish.

Dimensions in Inches (mm)



## GFCI, Surge Receptacles and Style Line® Device Wallplates

Description	Color	Nylon Standard	Nylon Mid-Size	Nylon Jumbo	Material	Metal Catalog Number	
 1-Gang, 1-Decorator	Almond	<b>NP26AL</b>	<b>NPJ26AL</b>	-	Aluminum	①	
	Black	<b>NP26BK</b>	<b>NPJ26BK</b>	-	Brass	<b>SB26</b>	
	Blue	-	<b>NPJ26BL</b>	-	Brass Plated	<b>SBP26</b>	
	Brown	<b>NP26</b>	<b>NPJ26</b>	-	Chrome	<b>SCH26</b>	
	Gray	<b>NP26GY</b>	<b>NPJ26GY</b>	-	S/S 302/304	<b>SS26</b>	
	Ivory	<b>NP26I</b>	<b>NPJ26I</b>	<b>NPJJ26I</b>	S/S 430	<b>SS26L</b>	
	Light Almond	<b>NP26LA</b>	<b>NPJ26LA</b>	<b>NPJJ26LA</b>	Steel, Almond	<b>PHPS1AL*</b>	
	Office White	<b>NP26OW</b>	<b>NPJ26OW</b>	-	Steel, Gray	<b>PHPS1G*</b>	
	Red	<b>NP26R</b>	<b>NPJ26R</b>	-			
	White	<b>NP26W</b>	<b>NPJ26W</b>	<b>NPJJ26W</b>			
	 2-Gang, 2-Decorator	Almond	<b>NP262AL</b>	<b>NPJ262AL</b>	-	Aluminum	①
Black		<b>NP262BK</b>	<b>NPJ262BK</b>	-	Brass	<b>SB262</b>	
Brown		<b>NP262</b>	<b>NPJ262</b>	-	Brass Plated	<b>SBP262</b>	
Gray		<b>NP262GY</b>	<b>NPJ262GY</b>	-	Chrome	<b>SCH262</b>	
Ivory		<b>NP262I</b>	<b>NPJ262I</b>	-	S/S 302/304	<b>SS262</b>	
Light Almond		<b>NP262LA</b>	<b>NPJ262LA</b>	-	S/S 430	<b>SS262L</b>	
Office White		<b>NP262OW</b>	<b>NPJ262OW</b>	-	Steel, Almond	<b>PHPS2AL*</b>	
Red		<b>NP262R</b>	<b>NPJ262R</b>	-	Steel, Gray	<b>PHPS2G*</b>	
White		<b>NP262W</b>	<b>NPJ262W</b>	-			
 3-Gang, 3-Decorator		Almond	<b>NP263AL</b>	<b>NPJ263AL</b>	-	Aluminum	①
		Black	<b>NP263BK</b>	<b>NPJ263BK</b>	-	Brass	①
	Brown	<b>NP263</b>	<b>NPJ263</b>	-	Brass Plated	<b>SBP263</b>	
	Gray	<b>NP263GY</b>	<b>NPJ263GY</b>	-	Chrome	①	
	Ivory	<b>NP263I</b>	<b>NPJ263I</b>	-	S/S 302/304	<b>SS263</b>	
	Light Almond	<b>NP263LA</b>	<b>NPJ263LA</b>	-	S/S 430	-	
	Office White	<b>NP263OW</b>	-	-	Steel, Almond	<b>PHPS3AL*</b>	
	Red	<b>NP263R</b>	-	-			
	White	<b>NP263W</b>	<b>NPJ263W</b>	-			
	 4-Gang, 4-Decorator	Almond	<b>NP264AL</b>	<b>NPJ264AL</b>	-	Aluminum	①
		Black	<b>NP264BK</b>	<b>NPJ264BK</b>	-	Brass	①
Brown		<b>NP264</b>	<b>NPJ264</b>	-	Brass Plated	①	
Gray		<b>NP264GY</b>	<b>NPJ264GY</b>	-	Chrome	①	
Ivory		<b>NP264I</b>	<b>NPJ264I</b>	-	S/S 302/304	<b>SS264</b>	
Light Almond		<b>NP264LA</b>	<b>NPJ264LA</b>	-	S/S 430	-	
Office White		<b>NP264OW</b>	-	-	Steel, Almond	<b>PHPS4AL*</b>	
White		<b>NP264W</b>	<b>NPJ264W</b>	-			
 5-Gang, 5-Decorator		Black	<b>NP265BK</b>	-	-	Aluminum	①
		Brown	<b>NP265</b>	-	-	Brass	①
		Gray	<b>NP265GY</b>	-	-	Brass Plated	①
	Ivory	<b>NP265I</b>	-	-	Chrome	①	
	Light Almond	<b>NP265LA</b>	-	-	S/S 302/304	<b>SS265</b>	
	White	<b>NP265W</b>	-	-	S/S 430	-	
					Steel, Almond	<b>PHPS5AL*</b>	
 6-Gang, 6-Decorator	Black	<b>NP266BK</b>	-	-	Aluminum	①	
	Brown	<b>NP266</b>	-	-	Brass	①	
	Gray	<b>NP266GY</b>	-	-	Brass Plated	①	
	Ivory	<b>NP266I</b>	-	-	Chrome	①	
	Light Almond	<b>NP266LA</b>	-	-	S/S 302/304	<b>SS266</b>	
	White	<b>NP266W</b>	-	-	S/S 430	-	
					Steel, Almond	<b>PHPS6AL*</b>	

Note: All nylon wallplates feature pre-inserted captive screws for faster assembly, up to 6-gang.







①vA available as a custom wallplate, see pages N-31 to N-34. Consult custom wallplates section for additional openings and combinations.

\*Powder coat paint finish.




Dimensions in Inches (mm)



## 347 Volt Toggle Wallplates with 2.25" (57.2) Spacing Between Gangs, Stamped "347V"

Description	Color	Nylon Catalog Number	Material	Metal Catalog Number
1-Gang, 1-Toggle 2.25 in. (57.2) Spacing 	Black Gray Ivory White	- - - -	Aluminum Brass Brass Plated Chrome S/S 302/304 S/S 430	- - - - <b>SS1C</b> -
2-Gang, 2-Toggle 2.25 in. (57.2) Spacing 	Black Gray Ivory White	- - - -	Aluminum Brass Brass Plated Chrome S/S 302/304 S/S 430	- - - - <b>SS2C</b> -
3-Gang, 3-Toggle 2.25 in. (57.2) Spacing 	Black Gray Ivory White	- - - -	Aluminum Brass Brass Plated Chrome S/S 302/304 S/S 430	- - - - <b>SS3C</b> -
4-Gang, 4-Toggle 2.25 in. (57.2) Spacing 	Black Gray Ivory White	- - - -	Aluminum Brass Brass Plated Chrome S/S 302/304 S/S 430	- - - - <b>SS4C</b> -
5-Gang, 5-Toggle 2.25 in. (57.2) Spacing 	Black Gray Ivory White	- - - -	Aluminum Brass Brass Plated Chrome S/S 302/304 S/S 430	- - - - <b>SS5C</b> -
6-Gang, 6-Toggle 2.25 in. (57.2) Spacing 	Black Gray Ivory White	- - - -	Aluminum Brass Brass Plated Chrome S/S 302/304 S/S 430	- - - - <b>SS6C</b> -

## 347 Volt Decorator Wallplates

Description	Color	Nylon Catalog Number	Material	Metal Catalog Number
1-Gang, 1-Decorator 	Black Gray Ivory White	<b>HPS1347BK</b> <b>HPS1347GY</b> <b>HPS1347I</b> <b>HPS1347W</b>	Aluminum Brass Brass Plated Chrome S/S 302/304 S/S 430	- - - - - -
2-Gang, 2-Decorator 	Black Gray Ivory White	<b>HPS2347BK</b> <b>HPS2347GY</b> <b>HPS2347I</b> <b>HPS2347W</b>	Aluminum Brass Brass Plated Chrome S/S 302/304 S/S 430	- - - - - -
3-Gang, 3-Decorator 	Ivory White	<b>HPS3347I</b> <b>HPS3347W</b>	Aluminum Brass Brass Plated Chrome S/S 302/304 S/S 430	- - - - - -









Note: All nylon wallplates feature pre-inserted captive screws for faster assembly, up to 6-gang.

Dimensions in Inches (mm)

# Wallplates and Covers



## Combination Wallplates, 2-Gang

Description	Color	Nylon Standard	Nylon Mid-Size	Material	Metal Catalog Number
 2-Gang, 1-Toggle, 1-Duplex	Almond	<b>NP18AL</b>	<b>NPJ18AL</b>	Aluminum	①
	Black	<b>NP18BK</b>	<b>NPJ18BK</b>	Brass	①
	Brown	<b>NP18</b>	<b>NPJ18</b>	Brass Plated	<b>SBP18</b>
	Gray	<b>NP18GY</b>	<b>NPJ18GY</b>	Chrome	<b>SCH18</b>
	Ivory	<b>NP18I</b>	<b>NPJ18I</b>	S/S 302/304	<b>SS18</b>
	Light Almond	<b>NP18LA</b>	<b>NPJ18LA</b>	S/S 430	<b>SS18L</b>
	Office White	<b>NP18OW</b>	-	Steel, Almond	<b>SP18AL*</b>
	Red	<b>NP18R</b>	<b>NPJ18R</b>	Steel, Gray	<b>SP18G*</b>
	White	<b>NP18W</b>	<b>NPJ18W</b>		
	 2-Gang, 1-Duplex, 1-Decorator	Almond	<b>NP826AL</b>	<b>NPJ826AL</b>	Aluminum
Black		<b>NP826BK</b>	<b>NPJ826BK</b>	Brass	<b>SB826</b>
Brown		<b>NP826</b>	<b>NPJ826</b>	Brass Plated	①
Gray		<b>NP826GY</b>	<b>NPJ826GY</b>	Chrome	①
Ivory		<b>NP826I</b>	<b>NPJ826I</b>	S/S 302/304	<b>SS826</b>
Light Almond		<b>NP826LA</b>	<b>NPJ826LA</b>	S/S 430	-
Office White		<b>NP826OW</b>	-		
White		<b>NP826W</b>	<b>NPJ826W</b>		
 2-Gang, 1-Toggle, 1-Decorator	Almond	<b>NP126AL</b>	<b>NPJ126AL</b>	Aluminum	①
	Black	<b>NP126BK</b>	<b>NPJ126BK</b>	Brass	<b>SB126</b>
	Brown	<b>NP126</b>	<b>NPJ126</b>	Brass Plated	<b>SBP126</b>
	Gray	<b>NP126GY</b>	<b>NPJ126GY</b>	Chrome	①
	Ivory	<b>NP126I</b>	<b>NPJ126I</b>	S/S 302/304	<b>SS126</b>
	Light Almond	<b>NP126LA</b>	<b>NPJ126LA</b>	S/S 430	<b>SS126L</b>
	White	<b>NP126W</b>	<b>NPJ126W</b>	Steel, Almond	<b>PJS126AL*</b>
Steel, Gray				<b>PJS126G*</b>	
 2-Gang, 1-Duplex, 1-Telephone .406 in. (10.3) Hole Strap Mount	Black	<b>NP128BK</b>	-	Aluminum	-
	Brown	<b>NP128</b>	-	Brass	-
	Gray	<b>NP128GY</b>	-	Brass Plated	-
	Ivory	<b>NP128I</b>	-	Chrome	-
	White	<b>NP128W</b>	-	S/S 302/304	-
S/S 430				-	
 2-Gang, 1-Toggle, 1-Telephone .406 in. (10.3) Hole Strap Mount	Black	<b>NP112BK</b>	-	Aluminum	-
	Brown	<b>NP112</b>	-	Brass	-
	Gray	<b>NP112GY</b>	-	Brass Plated	-
	Ivory	<b>NP112I</b>	-	Chrome	-
	Office White	<b>NP112OW</b>	-	S/S 302/304	-
White	<b>NP112W</b>	-	S/S 430	-	
 2-Gang, 1-Decorator, 1-Telephone .406 in. (10.3) Hole Strap Mount	Black	<b>NP1226BK</b>	-	Aluminum	-
	Brown	<b>NP1226</b>	-	Brass	-
	Gray	<b>NP1226GY</b>	-	Brass Plated	-
	Ivory	<b>NP1226I</b>	-	Chrome	-
	White	<b>NP1226W</b>	-	S/S 302/304	-
S/S 430				-	
 2-Gang, 1-Single Receptacle 1.40 in. (35.6) Hole, 1-Duplex	Brown	<b>NP78</b>	-	Aluminum	①
	Gray	<b>NP78GY</b>	-	Brass	①
	Ivory	<b>NP78I</b>	-	Brass Plated	①
	White	<b>NP78W</b>	-	Chrome	①
S/S 302/304				<b>SS78</b>	
S/S 430				-	
 2-Gang, 1-Single Recept. 1.60 in. (40.6) Hole, 1-Duplex	Brown	-	-	Aluminum	①
	Gray	-	-	Brass	①
	Ivory	-	-	Brass Plated	①
	White	-	-	Chrome	①
S/S 302/304				<b>SS8720</b>	
S/S 430				-	

Note: All nylon wallplates feature pre-inserted captive screws for faster assembly, up to 6-gang.

①vA available as a custom wallplate, see pages N-31 to N-34. Consult custom wallplates section for additional openings and combinations.

\*Powder coat paint finish.

Dimensions in Inches (mm)



## Combination Wallplates, 2-Gang

Description	Color	Nylon Standard	Nylon Mid-Size	Material	Metal Catalog Number
2-Gang, 1-Toggle, 1-Single Receptacle 1.40 in. (35.6) Hole 	Black	<b>NP17BK</b>	-	Aluminum	①
	Brown	<b>NP17</b>	-	Brass	①
	Gray	<b>NP17GY</b>	-	Brass Plated	①
	Ivory	<b>NP17I</b>	-	Chrome	①
	White	<b>NP17W</b>	-	S/S 302/304	<b>SS17</b>
				S/S 430	-
2-Gang, 1-Toggle, 1-Blank, Box Mount 	Black	<b>NP113BK</b>	-	Aluminum	①
	Brown	<b>NP113</b>	<b>NPJ113</b>	Brass	①
	Gray	<b>NP113GY</b>	-	Brass Plated	①
	Ivory	<b>NP113I</b>	<b>NPJ113I</b>	Chrome	①
	Light Almond	<b>NP113LA</b>	-	S/S 302/304	<b>SS113</b>
White	<b>NP113W</b>	-	S/S 430	-	
2-Gang, 1-Toggle, 1-Blank, Strap Mount 	Black	-	-	Aluminum	①
	Gray	-	-	Brass	①
	Ivory	-	-	Brass Plated	①
	White	-	-	Chrome	①
					S/S 302/304
				S/S 430	-
2-Gang, 1-Blank, 1-Duplex, Box Mount 	Black	<b>NP138BK</b>	-	Aluminum	①
	Brown	<b>NP138</b>	<b>NPJ138</b>	Brass	①
	Gray	<b>NP138GY</b>	-	Brass Plated	①
	Ivory	<b>NP138I</b>	<b>NPJ138I</b>	Chrome	①
	Light Almond	<b>NP138LA</b>	-	S/S 302/304	<b>SS138</b>
White	<b>NP138W</b>	<b>NPJ138W</b>	S/S 430	-	
2-Gang, 1-Blank, 1-Duplex, Strap Mount 	Black	-	-	Aluminum	①
	Gray	-	-	Brass	①
	Ivory	-	-	Brass Plated	①
	White	-	-	Chrome	①
					S/S 302/304
				S/S 430	-
2-Gang, 1-Blank, 1-Decorator, Box Mount 	Black	<b>NP1326BK</b>	<b>NPJ1326BK</b>	Aluminum	①
	Brown	<b>NP1326</b>	<b>NPJ1326</b>	Brass	①
	Gray	<b>NP1326GY</b>	<b>NPJ1326GY</b>	Brass Plated	①
	Ivory	<b>NP1326I</b>	<b>NPJ1326I</b>	Chrome	①
	Light Almond	<b>NP1326LA</b>	<b>NPJ1326LA</b>	S/S 302/304	<b>SS1426*</b>
White	<b>NP1326W</b>	<b>NPJ1326W</b>	S/S 430	-	
2-Gang, 1-Telephone, .406 in. (10.3) Hole, 1-Blank, Strap Mount 	Black	<b>NP1214BK</b>	-	Aluminum	-
	Brown	<b>NP1214</b>	-	Brass	-
	Gray	<b>NP1214GY</b>	-	Brass Plated	-
	Ivory	<b>NP1214I</b>	-	Chrome	-
	White	<b>NP1214W</b>	-	S/S 302/304	-
				S/S 430	-
2-Gang, 1-Single Receptacle 1.40 in. (35.6) Hole 1-Blank, Strap Mount 	Black	<b>NP147BK</b>	-	Aluminum	①
	Brown	<b>NP147</b>	-	Brass	①
	Gray	<b>NP147GY</b>	-	Brass Plated	①
	Ivory	<b>NP147I</b>	-	Chrome	①
	White	<b>NP147W</b>	-	S/S 302/304	①
				S/S 430	-



Note: All nylon wallplates feature pre-inserted captive screws for faster assembly, up to 6-gang.

①vA available as a custom wallplate, see pages N-31 to N-34. Consult custom wallplates section for additional openings and combinations.

\*Strap Mount.

Dimensions in Inches (mm)

## Combination Wallplates, 3-Gang

Description	Color	Nylon Standard	Nylon Mid-Size	Material	Metal Catalog Number
3-Gang, 2-Toggle, 1-Duplex 	Brown	<b>NP28</b>	<b>NPJ28</b>	Aluminum	①
	Gray	<b>NP28GY</b>	-	Brass	①
	Ivory	<b>NP28I</b>	<b>NPJ28I</b>	Brass Plated	<b>SBP28</b>
	Light Almond	<b>NP28LA</b>	<b>NPJ28LA</b>	Chrome	①
	White	<b>NP28W</b>	<b>NPJ28W</b>	S/S 302/304	-
				S/S 430	-
				Steel, Almond	<b>SP28AL*</b>
				Steel, Gray	<b>SP28G*</b>
3-Gang, 1-Toggle, 2-Duplex 	Black	<b>NP182BK</b>	-	Aluminum	①
	Brown	<b>NP182</b>	-	Brass	①
	Gray	<b>NP182GY</b>	-	Brass Plated	①
	Ivory	<b>NP182I</b>	-	Chrome	①
	White	<b>NP182W</b>	-	S/S 302/304	<b>SS182</b>
				S/S 430	-
3-Gang, 2-Toggle, 1-Decorator 	Black	<b>NP226BK</b>	<b>NPJ226BK</b>	Aluminum	①
	Brown	<b>NP226</b>	<b>NPJ226</b>	Brass	①
	Gray	<b>NP226GY</b>	<b>NPJ226GY</b>	Brass Plated	①
	Ivory	<b>NP226I</b>	<b>NPJ226I</b>	Chrome	①
	Light Almond	<b>NP226LA</b>	<b>NPJ226LA</b>	S/S 302/304	<b>SS226</b>
				S/S 430	-
				Steel, Gray	<b>PJS226G*</b>
3-Gang, 1-Toggle, 2-Decorator 	Black	<b>NP1262BK</b>	-	Aluminum	①
	Brown	<b>NP1262</b>	-	Brass	①
	Gray	<b>NP1262GY</b>	-	Brass Plated	①
	Ivory	<b>NP1262I</b>	-	Chrome	①
	Light Almond	<b>NP1262LA</b>	-	S/S 302/304	①
				S/S 430	-
3-Gang, 2-Duplex, 1-Blank 	Black	-	-	Aluminum	①
	Gray	-	-	Brass	①
	Ivory	-	-	Brass Plated	①
	White	-	-	Chrome	①
					S/S 302/304
				S/S 430	-
3-Gang, 1-Duplex, 1-Blank, 1-Duplex 	Black	-	-	Aluminum	①
	Gray	-	-	Brass	①
	Ivory	-	-	Brass Plated	①
	White	-	-	Chrome	①
					S/S 302/304
				S/S 430	-
3-Gang, 2-Toggle, 1-Blank 	Black	-	-	Aluminum	①
	Gray	-	-	Brass	①
	Ivory	-	-	Brass Plated	①
	White	-	-	Chrome	①
					S/S 302/304
				S/S 430	-

Note: All nylon wallplates feature pre-inserted captive screws for faster assembly, up to 6-gang.





①vA available as a custom wallplate, see pages N-31 to N-34. Consult custom wallplates section for additional openings and combinations.

\*Powder coat paint finish.

Dimensions in Inches (mm)



## Combination Plates, 4- and 5-Gang

Description	Color	Nylon Standard	Nylon Mid-Size	Material	Metal Catalog Number
	Brown	<b>NP38</b>	-	Aluminum	①
	Ivory	<b>NP38I</b>	-	Brass	①
	Light Almond	<b>NP38LA</b>	-	Brass Plated	①
	White	<b>NP38W</b>	-	Chrome	①
				S/S 302/304	<b>SS38</b>
			S/S 430	-	
	Black	<b>NP326BK</b>	-	Aluminum	①
	Brown	<b>NP326</b>	-	Brass	①
	Gray	<b>NP326GY</b>	-	Brass Plated	①
	Ivory	<b>NP326I</b>	-	Chrome	①
	Light Almond	<b>NP326LA</b>	-	S/S 302/304	<b>SS326</b>
	White	<b>NP326W</b>	-	S/S 430	-
	Black	<b>NP2262BK</b>	-	Aluminum	①
	Brown	<b>NP2262</b>	-	Brass	①
	Gray	<b>NP2262GY</b>	-	Brass Plated	①
	Ivory	<b>NP2262I</b>	-	Chrome	①
	Light Almond	<b>NP2262LA</b>	-	S/S 302/304	①
	White	<b>NP2262W</b>	-	S/S 430	-
	Brown	<b>NP48</b>	-	Aluminum	①
	Ivory	<b>NP48I</b>	-	Brass	①
	White	<b>NP48W</b>	-	Brass Plated	①
				Chrome	①
				S/S 302/304	①
			S/S 430	-	

Note: All nylon wallplates feature pre-inserted captive screws for faster assembly, up to 6-gang.

①vA available as a custom wallplate, see pages N-31 to N-34. Consult custom wallplates section for additional openings and combinations.

## Specifications

### Listings

Non-Metallic Plates	UL Standard 514D.
Metallic Plates	UL Standard 514D.
Certification	UL Files #E31999,E92074. CSA Standard C22.2 No. 42.1. CSA File 1733174.






Product	Thickness	Mounting Screw(s)	Appearance
Nylon Plate	.06 in. (1.5).	Steel (painted slotted screw head).	Smooth gloss finish.
302/304 Stainless Steel Plate (18% Chromium, 8% Nickel)	.035 in. (0.9) nominal.	302/304 stainless steel (18% chromium, 8% nickel). Slotted screw head.	Horizontal brushed finish.
430 Stainless Steel Plate (17% Chromium, less than 0.5% Nickel)	.035 in. (0.9) nominal.	302/304 stainless steel (17% chromium, less than 0.5% nickel). Slotted screw head.	Horizontal brushed finish.
Brass Plate (70% Copper, 30% Zinc)	.04 in. (1.0).	Brass (70% Copper, 30% Zinc). Slotted screw head.	Horizontal brushed finish.
Aluminum Plate	.05 in. (1.3).	302/304 stainless steel (17% chromium, less than 0.5% nickel). Slotted screw head.	Horizontal brushed finish.
Brass Plated Steel Plate	.03 in. (0.8) nominal.	Brass slotted head.	Polished, coated to inhibit oxidation.
Chrome Plated Steel Plate	.03 in. (0.8) nominal.	302/304 stainless steel (17% chromium, less than 0.5% nickel). Slotted screw head.	Polished, coated to inhibit oxidation.
Steel Painted Plate	.03 in. (0.8) nominal.	Steel (painted slotted screw head).	Powder coat paint.

Note: All nylon plates include captive mount screws.

Nylon plates have an operating temperature of -40°C to 85°C.

Dimensions in Inches (mm)

## Telephone and Coaxial Outlet Plates

Description	Color	Nylon Standard	Nylon Mid-Size	Material	Metal Catalog Number
 1-Gang, 1-Tel Nylon .406 in. (10.3) Hole, Metal .640 in. (16.3) Hole, Box Mount	Almond	<b>NP11AL</b>	<b>NPJ11AL</b>	Aluminum	①
	Black	<b>NP11BK</b>	-	Brass	①
	Brown	<b>NP11</b>	<b>NPJ11</b>	Brass Plated	①
	Gray	<b>NP11GY</b>	-	Chrome	①
	Ivory	<b>NP11I</b>	<b>NPJ11I</b>	S/S 302/304	<b>SS11*</b>
	Light Almond	<b>NP11LA</b>	<b>NPJ11LA</b>	S/S 430	<b>SS11L*</b>
	Red	<b>NP11R</b>	-		
White	<b>NP11W</b>	<b>NPJ11W</b>			
 1-Gang, 1-Tel Nylon .406 in. (10.3) Hole, Metal .640 in. (16.3) Hole, Strap Mount	Black	<b>NP12BK</b>	-	Aluminum	①
	Brown	<b>NP12</b>	-	Brass	<b>SB12*</b>
	Gray	<b>NP12GY</b>	-	Brass Plated	<b>SBP12*</b>
	Ivory	<b>NP12I</b>	-	Chrome	<b>SCH12*</b>
	White	<b>NP12W</b>	-	S/S 302/304	<b>SS12*</b>
				S/S 430	-
 1-Gang, 1-Tel .625 in. (15.9) Hole, Box Mount	Almond	<b>NP737AL</b>	-	Aluminum	-
	Brown	<b>NP737</b>	-	Brass	-
	Ivory	<b>NP737I</b>	-	Brass Plated	-
	White	<b>NP737W</b>	-	Chrome	-
				S/S 302/304	-
				S/S 430	-
 1-Gang, 1-Tel .625 in. (15.9) Hole, Strap Mount	Brown	<b>NP730</b>	-	Aluminum	-
	Ivory	<b>NP730I</b>	-	Brass	-
	White	<b>NP730W</b>	-	Brass Plated	-
					Chrome
				S/S 302/304	-
				S/S 430	-
 1-Gang, 1-Tel .380 in. (9.7) Hole, Box Mount or Strap Mount	Black	-	-	Aluminum	①
	Gray	-	-	Brass	①
	Ivory	-	-	Brass Plated	①
	White	-	-	Chrome	①
					S/S 302/304
				S/S 302/304, Strap Mount	<b>SS738</b>
				S/S 430	-
 2-Gang, 2-Tel Nylon .406 in. (10.3) Hole, Metal .640 in. (16.3) Hole, Box Mount	Black	<b>NP21BK</b>	-	Aluminum	①
	Brown	<b>NP21</b>	-	Brass	①
	Gray	<b>NP21GY</b>	-	Brass Plated	①
	Ivory	<b>NP21I</b>	-	Chrome	①
	White	<b>NP21W</b>	-	S/S 302/304, Strap Mount	<b>SS22*</b>
				S/S 430	-
 2-Gang, 1-Tel .640 in. (16.3) Hole, Box Mount	Black	-	-	Aluminum	-
	Gray	-	-	Brass	-
	Ivory	-	-	Brass Plated	-
	White	-	-	Chrome	-
					S/S 302/304
				S/S 430	-

Note: All nylon wallplates feature pre-inserted captive screws for faster assembly, up to 6-gang.














①vA available as a custom wallplate, see pages N-31 to N-34. Consult custom wallplates section for additional openings and combinations.

\*.50" (12.7) I.D. nylon bushing provided.

Dimensions in Inches (mm)



## Jumbo, Smooth, Stainless Steel Type 302/304 Wallplates

Configuration	Catalog Number	Configuration	Catalog Number
1-Gang, 1-Toggle 	<b>SSJ1</b>	1-Gang, 1-Single Receptacle for 2.09–2.13 in. (53.1–54.1) Dia. Face 	<b>SSJ723</b>
2-Gang, 2-Toggle 	<b>SSJ2</b>	1-Gang, 1-Blank, Box Mount 	<b>SSJ13</b>
1-Gang, 1-Duplex 	<b>SSJ8</b>	1-Gang, 1-Telephone Opening, .640 in. (16.3) Box Mount 	<b>SSJ11*</b>
2-Gang, 2-Duplex 	<b>SSJ82</b>	2-Gang, 1-Toggle, 1-Duplex 	<b>SSJ18</b>
1-Gang, 1-Decorator 	<b>SSJ26</b>	2-Gang, 1-Toggle, 1-Decorator 	<b>SSJ126</b>
2-Gang, 2-Decorator 	<b>SSJ262</b>		
1-Gang, 1-Single Receptacle for 1.36–1.39 in. (34.5–35.3) Dia. Face 	<b>SSJ7</b>		




Note: \*.50 in. (12.7) I.D. nylon bushing provided.  
Specifications are subject to change without notice.

**Jumbo Wallplate**

Oversize dimensions (see page N-30 for more details).  
1-Gang, 5.25 in. x 3.50 in. (133.4 x 88.9).  
2-Gang, 5.25 in. x 5.31 in. (133.4 x 134.9).



## Pre-Marked "EMERGENCY" Wallplates

Description	Color	Nylon Standard	Nylon Mid-Size	Material	Metal Catalog Number
 1-Gang, 1-Duplex, paint filled white lettering	Red	-	<b>NPJ8RMEV</b>	Aluminum Brass Brass Plated Chrome S/S 302/304 S/S 430	- - - - <b>SS8MEV</b> -
 1-Gang, 1-Toggle, paint filled white lettering	Red	-	<b>NPJ1RME</b>	Aluminum Brass Brass Plated Chrome S/S 302/304 S/S 430	- - - - <b>SS1ME</b> -
 2-Gang, 2 Duplex, paint filled red lettering	Red	-	-	Aluminum Brass Brass Plated Chrome S/S 302/304 S/S 430	- - - - <b>SS82MEV</b> -

Note: See page N-30 for mid-size plate dimensions.  
All lettering .25 in. (6.3) high.



## Stainless Steel Barrel Key Switch Wallplates

Description	1-Gang, with on/off markings	1-Gang, with position markings	2-Gang, with on/off markings	2-Gang, with position markings
Stainless steel, 302/304, smooth.	<b>SS12RKL</b>	<b>SS12RKLM</b>	<b>SS22RKL</b>	<b>SS22RKLM</b>
				

Note: See page D-6 for barrel key switch selection.

## Single Count Screws and Accessories

Description	Catalog Number
Stainless steel screw, standard slot, .38 in. (9.7) long.	<b>HBL7341SS</b>
Security spanner head screws, 6-32 thread, 100 count.	<b>HBL7342RKL</b>
Screwdriver with spanner head security bit.	<b>HBL7372RKL</b>



**HBL7342RKL**







**HBL7372RKL**



Dimensions in Inches (mm)




## Pre-Marked "ISOLATED GROUND" Wallplates

Description	Color	Nylon Standard	Nylon No Marking	Material	Metal Catalog Number
1-Gang, 1-Duplex, paint filled black 	Orange	<b>NP80IG</b>	<b>NP8OR</b>	Aluminum Brass Brass Plated Chrome S/S 302/304 S/S 430	- - - - - -
1-Gang, 1-Decorator, paint filled black 	Orange	<b>NP260IG</b>	-	Aluminum Brass Brass Plated Chrome S/S 302/304 S/S 430	- - - - - -
1-Gang, 1-Single Receptacle 1.40 in. (35.6) Hole for 1.36–1.39 in. (34.5–35.3) Dia. face, paint filled black 	Orange	<b>NP70IG</b>	-	Aluminum Brass Brass Plated Chrome S/S 302/304 S/S 430	- - - - - -
1-Gang, 1-Single Receptacle 1.60 in. (40.6) Hole for 20 and 30A Twist-Lock® with 1.55–1.58 in. (39.4–40.1) Dia. face, paint filled black 	Orange	<b>NP7200IG</b>	-	Aluminum Brass Brass Plated Chrome S/S 302/304 S/S 430	- - - - - -

## Pre-Marked "COMPUTER ONLY" Wallplates

Description	Color	Nylon Standard	Nylon Mid-Size	Material	Metal Catalog Number
1-Gang, 1-Duplex, paint filled black 	Orange Ivory	- -	<b>NPJ8CO</b> <b>NPJ8C</b>	Aluminum Brass Brass Plated Chrome S/S 302/304 S/S 430	- - - - - -
2-Gang, 2-Duplex, paint filled black 	Orange	-	<b>NPJ82CO</b>	Aluminum Brass Brass Plated Chrome S/S 302/304 S/S 430	- - - - - -
1-Gang, 1-Decorator, paint filled black 	Blue Ivory	- -	<b>NPJ26CBL</b> <b>NPJ26C</b>	Aluminum Brass Brass Plated Chrome S/S 302/304 S/S 430	- - - - - -

## Louver Plate, 1-Gang, Box Mount

Description	Color	Nylon Standard	Nylon Mid-Size	Material	Metal Catalog Number
1-Gang, Vertical Mounted Louver 	Ivory Orange	- -	- -	Aluminum Brass Brass Plated Chrome S/S 302/304 S/S 430	① <b>SB771</b> <b>SBP771</b> ① <b>SS771</b> -

Note: \*See page N-30 for mid-size plate dimensions.

①vA available as a custom wallplate, see pages N-31 to N-34. Consult custom wallplates section for additional openings and combinations.

Dimensions in Inches (mm)



## 1-Gang Security Wallplates, White

Description	Catalog Number
1-Toggle switch	<b>SWP1</b>
1-Duplex receptacle	<b>SWP8</b>
1-GFCI/Style Line® opening	<b>SWP26</b>
1-Telephone or TV opening .640 in. (16.3)	<b>SWP12</b>
1-Blank	<b>SWP13</b>



**SWP1**



**SWP8**

## 2-Gang Security Wallplates, White

Description	Catalog Number
2-Toggle switches	<b>SWP2</b>
2-Duplex receptacles	<b>SWP82</b>
1-Toggle switch, 1-Duplex receptacle	<b>SWP18</b>
2-GFCI/Style Line® openings	<b>SWP262</b>
1-Toggle switch, 1-GFCI/Style Line® opening	<b>SWP126</b>
1-Duplex receptacle, 1-Telephone or TV	<b>SWP812</b>
1-Duplex receptacle, 1-Blank	<b>SWP813</b>
2-Blank	<b>SWP23</b>



**SWP82**



**SWP18**



**SWP28**



**SWP4**

## 3-Gang Security Wallplates, White

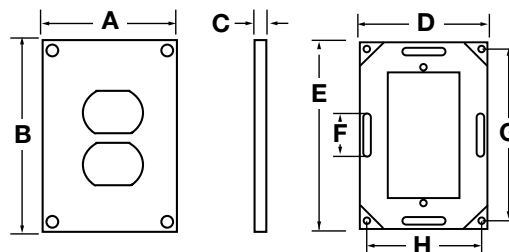
Description	Catalog Number
3-Toggle switches	<b>SWP3</b>
2-Toggle switches, 1-Duplex receptacle	<b>SWP28</b>
3-GFCI/Style Line® openings	<b>SWP263</b>

## 4-Gang Security Wallplates, White

Description	Catalog Number
4-Toggle switches	<b>SWP4</b>

## Dimensions Inches (mm)

	A	B	C	D	E	F	G	H
1-Gang	3.77" (95.8)	5.52" (140.2)	.55" (14.0)	3.37" (85.6)	5.13" (130.3)	1.00" (25.4)	4.63" (117.6)	2.88" (73.2)
2-Gang	5.52" (140.2)	5.52" (140.2)	.55" (14.0)	5.13" (130.3)	5.13" (130.3)	1.00" (25.4)	4.63" (117.6)	4.63" (117.6)
3-Gang	7.39" (187.7)	5.52" (140.2)	.55" (14.0)	7.00" (177.8)	5.13" (130.3)	1.00" (25.4)	4.63" (117.6)	6.50" (165.1)
4-Gang	9.20" (233.7)	5.56" (141.2)	.55" (14.0)	8.75" (222.3)	5.13" (130.3)	1.00" (25.4)	4.63" (117.6)	8.30" (210.8)



## Specifications

Tamper resistant wallplate 1-gang duplex receptacle shall be of the following construction:

Cover plate: One piece #14 cold rolled zinc plated steel. Plate shall have a five stage baked white polyester powder enamel finish.

Gloss: 85%; reflectance: 93%; hardness minimum: 2H and pass 600 hour salt spray test.

Back plate: #10 cold rolled galvanized steel. Plate assembly shall use four (4) #8-32 X 1/2 inch stainless steel T-15 TORX® head screws with center pin reject. Plate must be UL listed to UL 514D and comply with the NEC®.

TORX® is a registered trademark of Textron Inc.

NEC® is a registered trademark of the The National Electrical Code.

Dimensions in Inches (mm)



## Brass Locking Cover Plate

Description	Catalog Number
Locking cover plate for single 15 and 20A straight blade receptacles and 15A Twist-Lock® receptacles. Straight cylinder type lock. All cylinder locks keyed alike.	<b>HBL96067</b>



**HBL96067**  
Shown with receptacle  
(sold separately)



**HBL6187**  
Shown with receptacle  
and back box  
(sold separately)

## Weather Shield Plate

Description	Catalog Number
20° angle plate for duplex receptacles.	<b>HBL6187</b>

## Catalog Number of Receptacles in Groups A through E below

Group A		Group B			Group C		Group D		Group E
Boss diameter 1.36" to 1.39" (34.5 to 35.3)		Boss diameter 1.55" to 1.58" (39.4 to 40.1)			Boss diameter 1.68" to 1.72" (42.7 to 43.7)		Boss diameter 2.09" to 2.13" (53.1 to 54.1)		Boss diameter 2.28" to 2.44" (57.9 to 62.0)
<b>HBL2300HG</b>	<b>HBL5661</b>	<b>HBL23CM10</b>	<b>HBL2530</b>	<b>HBL2770</b>	<b>HBL45105</b>	<b>HBL7962</b>	<b>HBL7301A</b>		
<b>HBL23030</b>	<b>HBL6810</b>	<b>HBL2310</b>	<b>HBL26CM10</b>	<b>HBL2810</b>	<b>HBL45205</b>	<b>HBL9350</b>	<b>HBL8330A</b>		
<b>HBL4560</b>	<b>HBL7210B</b>	<b>HBL2320</b>	<b>HBL2610</b>	<b>HBL2820</b>	<b>HBL45305</b>	<b>HBL9308</b>	<b>HBL8350A</b>		
<b>HBL4710</b>	<b>HBL7250</b>	<b>HBL2330</b>	<b>HBL2620</b>	<b>HBL2830</b>	<b>HBL45905</b>	<b>HBL9315</b>	<b>HBL8430A</b>		
<b>HBL4760</b>	<b>HBL7310B</b>	<b>HBL2340</b>	<b>HBL2630</b>	<b>HBL3330</b>		<b>HBL9330</b>	<b>HBL8450A</b>		
<b>HBL5251</b>	<b>HBL7310BG</b>	<b>HBL2410</b>	<b>HBL2640</b>	<b>HBL3330G</b>		<b>HBL9360•</b>	<b>HBL8460A</b>		
<b>HBL52CM61</b>	<b>HBL7535</b>	<b>HBL2420</b>	<b>HBL2650</b>	<b>HBL3430</b>		<b>HBL9365•</b>	<b>HBL9430A</b>		
<b>HBL5261</b>	<b>HBL7582</b>	<b>HBL2430</b>	<b>HBL2710</b>	<b>HBL3430G</b>		<b>HBL9367•</b>	<b>HBL9450A</b>		
<b>HBL53CM61</b>	<b>HBL8210</b>	<b>HBL2440</b>	<b>HBL2720</b>	<b>HBL3520</b>			<b>HBL9460A</b>		
<b>HBL5361</b>	<b>HBL8310</b>	<b>HBL2450</b>	<b>HBL2730</b>	<b>HBL7410B</b>					
<b>HBL5461</b>	<b>HBL8410</b>	<b>HBL2460</b>	<b>HBL2740</b>	<b>HBL7410BG</b>					
<b>HBL5552B</b>	<b>HBL8420</b>	<b>HBL2510</b>	<b>HBL2750</b>						
		<b>HBL2520</b>	<b>HBL2760</b>						

Note: \*50A 2P 3W.

## Wallplates for Single Receptacles

Description	Group A		Group B		Group C		Group D		Group E
	Boss diameter 1.36" to 1.39" (34.5 to 35.3)		Boss diameter 1.55" to 1.58" (39.4 to 40.1)		Boss diameter 1.68" to 1.72" (42.7 to 43.7)		Boss diameter 2.09" to 2.13" (53.1 to 54.1)		Boss diameter 2.28" to 2.44" (57.9 to 62.0)
Smooth nylon, brown.	<b>NP7*</b>	-	<b>NP720*</b>	-	-	-	<b>NP724*</b>	<b>NP703*</b>	-
Cast aluminum.	<b>HBL7320</b>	-	<b>HBL7320</b>	-	<b>HBL3394</b>	-	<b>HBL9419</b>	-	-
Stainless steel, 302/304, smooth.	<b>SS7**</b>	<b>SS72</b>	<b>SS720</b>	-	<b>SS725</b>	-	<b>SS723</b>	<b>SS703</b>	<b>SS701</b>

Note: See pages N-6 and N-7 for complete plate descriptions.

\*Catalog number indicated is Brown, add with the following to designate color: "AL" (Almond), "BK" (Black), "GY" (Gray), "I" (Ivory), and "W" (white).

\*\*Catalog number indicated is Stainless Steel, replace "SS" with the following prefix to designate material: "SA" for Anodized Aluminum, "SB" for Solid Brass.

## Weatherproof Lift Covers for WDL "Closed" and WDL "Open", Wet Locations, 1-Gang

Description	Group A		Group B		Group C		Group D		50A Twist-Lock® Receptacles	30A 4W Hubbellok® Receptacles
	Boss diameter 1.36" to 1.39" (34.5 to 35.3)		Boss diameter 1.55" to 1.58" (39.4 to 40.1)		Boss diameter 1.68" to 1.72" (42.7 to 43.7)		Boss diameter 2.09" to 2.13" (53.1 to 54.1)			
Thermoplastic, with cover "open", gray.	<b>HBL7423WO</b>		<b>HBL7425WOA</b>		<b>HBL7424WO</b>		-		<b>HBL7774WO^</b>	-
Thermoplastic, with cover "open", yellow.	<b>HBL74CM23WO</b>		<b>HBL74CM25WOA</b>		<b>HBL74CM24WO</b>		-		<b>HBL77CM74WO^</b>	-
Cast aluminum, with cover "closed".	<b>HBL7420</b>		<b>HBL7420</b>		<b>HBL3393</b>		<b>HBL9420</b> <b>HBL9425•</b>		<b>HBL7770</b>	<b>HBL20405†</b> <b>HBL20446†</b>

Note: \*50A 2P 3W.

^The "CS" versions of 50A Twist-Lock® receptacles will only fit these thermoplastic plates.

†HBL20446 plate painted red for use with HBL20443 only. HBL20405 plate is for use with HBL20403 only. See page B-65 for devices.

**IP44**  
SUITABILITY

## Weatherproof Thermoplastic Cover For Flanged Inlets and Flanged Receptacles

Description	Catalog Number
For use with 15 and 20A, 2 pole, 2 wire and 2 pole, 3 wire Insulgrip® flanged inlets and flanged receptacles below.	<b>WP1</b>


Straight Blade, 2 pole, 3 wire Flanged Inlets		Flanged Receptacles	
	HBL5278C HBL5378C HBL5478C HBL5678C		HBL5279C HBL5379C HBL5479C HBL5679C


Twist-Lock®, 2 pole, 2 wire and 2 pole, 3 wire Flanged Inlets		Flanged Receptacles	
	HBL8815C HBL7524C HBL4716C HBL4586C HBL4786C		HBL8809C HBL7526C HBL4715C HBL4585C HBL4785C



## Weatherproof Thermoplastic Cover For Flanged Inlets and Flanged Receptacles

Description	Catalog Number
For use with 20 and 30A, 3, 4, and 5 wire Insulgrip flanged inlets and flanged receptacles below.	<b>WP2</b>

Twist-Lock®, 2 pole, 3 wire; 3 pole, 4 wire; 4 pole, 4 wire; 4 pole, 5 wire Flanged Inlets			
	HBL2315 HBL2325 HBL2335 HBL2345 HBL2355 HBL2415 HBL2425 HBL2435	HBL2445 HBL2455 HBL2465 HBL2515 HBL2525 HBL2535 HBL2615 HBL2625	HBL2635 HBL2645 HBL2655 HBL2715 HBL2725 HBL2735 HBL2745 HBL2755
			HBL2765 HBL2775 HBL2815 HBL2825 HBL2835 HBL3325C HBL3334C HBL7408C

Flanged Receptacles			
	HBL2316 HBL2326 HBL2336 HBL2346 HBL2356 HBL2416 HBL2426 HBL2436	HBL2446 HBL2456 HBL2466 HBL2516 HBL2526 HBL2536 HBL2616 HBL2626	HBL2636 HBL2646 HBL2656 HBL2716 HBL2726 HBL2736 HBL2746 HBL2756
			HBL2766 HBL2776 HBL2816 HBL2826 HBL2836 HBL3326C HBL3335C HBL7409C




WP1



WP2

## Weatherproof Thermoplastic Cover For Flanged Inlets 50 Amp CS Series

Description	Catalog Number
For use with 50A locking inlets with trimmed sides only.	<b>HBL7780</b>

Twist-Lock®, 2 pole, 3 wire; 3 pole, 4 wire Flanged Inlets	
	HBL3777 HBL3775 HBL7958



HBL7780



**IP44**  
SUITABILITY



**HBL7777A**

## For Receptacles with Face Diameters of 2.28–2.44 in. (57.9–62.0)

Description	Catalog Number
Thermoplastic, 2-gang, wet and damp locations with cover “closed”, gray.	<b>HBL7777A<sup>▲</sup></b>
Thermoplastic, 2-gang, wet and damp locations with cover “closed”, yellow.	<b>HBL77CM77A<sup>▲</sup></b>

## For Receptacles with Face Diameters of 2.09–2.13 in. (53.1–54.1)

Description	Catalog Number
Cast aluminum, wet locations only when cover “closed” and damp locations.	<b>HBL9420</b>
Cast aluminum, no lift cover. NOT weatherproof.	<b>HBL9419</b>



**HBL9420**

## For 50A Twist-Lock<sup>®</sup> Single Receptacles

Description	Catalog Number
Thermoplastic, wet and damp locations with cover “open”, gray.	<b>HBL7774WO*</b>
Thermoplastic, wet and damp locations with cover “open”, yellow.	<b>HBL77CM74WO*</b>
Cast aluminum, wet locations only when cover “closed” and damp locations.	<b>HBL7770</b>
Galvanized Steel, fits 4" square or 2-gang box.	<b>HBL50SC**</b>
Stainless steel, single gang, wallplate. NOT weatherproof.	<b>SS750<sup>▲</sup></b>



**HBL7774WO**

## For 30A, 4 Wire Hubbellock<sup>®</sup> Receptacles

Description	Catalog Number
Thermoplastic, wet and damp locations with cover “open”, gray.	<b>HBL7428WOG*</b>
Thermoplastic, wet and damp locations with cover “open”, yellow.	<b>HBL7428WOY*</b>
Thermoplastic, wet and damp locations with cover “open”, red.	<b>HBL7428WOR*</b>
Cast aluminum, wet locations only when cover “closed” and damp locations, lift cover plate.	<b>HBL20405</b>
Cast aluminum, wet locations only when cover “closed” and damp locations, red finish.	<b>HBL20446</b>
Cast aluminum, no lift cover. NOT weatherproof.	<b>HBL20406</b>



**HBL7770**

Note: <sup>▲</sup>Will fit FS/FD boxes having plate mounting holes on 3.25 in. x 3.75 in. (82.6 x 95.3) centers.  
<sup>▽</sup>Will only fit old style porcelain face devices.  
 \*The “CS” versions of 50A Twist-Lock<sup>®</sup> will only fit these plates.  
 \*\*IP20 Suitability.

## Weatherproof Covers for Single Receptacles for Use on FS/FD Boxes

Note: All weatherproof plates are UL Listed for WET LOCATIONS WITH COVER CLOSED, for intermittent use in wet locations or use in damp locations. Those with suffix “WO” are listed for WET LOCATIONS with cover open in continuous use. All plates are gasketed and self-closing.

## Accessories

Description	Catalog Number
Sub-plate for mounting and weatherproofing flanged devices with mounting centers of 1.76", 1.94" or 2.13" such as HBL7556, HBL4716, etc. when used with a HBL7420 or HBL7425WOA type weatherproof plate.	<b>7452<sup>°</sup></b>
Adapter plate for mounting HBL7423WO, HBL7424WO, HBL7425WOA or HBL7420 plates to standard boxes.	<b>HBL7349<sup>°</sup></b>

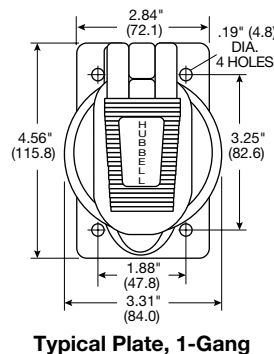
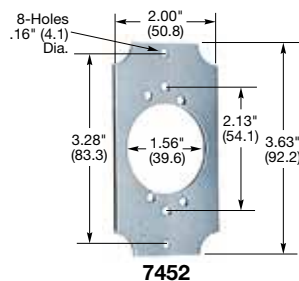
Note: <sup>°</sup>Not UL Listed.



**HBL20405**



**HBL7349**



Dimensions in Inches (mm)

**IP44**  
SUITABILITY

## For Receptacles with Face Diameters of 1.36–1.39 in. (34.5–35.3)

Description	Catalog Number
Thermoplastic, wet and damp locations with cover "open", gray.	<b>HBL7423WO</b>
Thermoplastic, wet and damp locations with cover "open", yellow.	<b>HBL74CM23WO</b>
Cast aluminum, wet location only when cover "closed" and damp locations.	<b>HBL7420</b>
Cast aluminum, no lift cover, NOT weatherproof.	<b>HBL7320*</b>



**HBL7423WO**

## For Switches and Receptacles with Face Diameters of 1.55–1.58 in. (39.4–40.1)

Description	Catalog Number
Thermoplastic, wet and damp locations with cover "open", gray.	<b>HBL7425WOA</b>
Thermoplastic, wet and damp locations with cover "open", yellow.	<b>HBL74CM25WOA</b>
Thermoplastic, wet and damp locations with cover "open", white.	<b>HBL74CM25WOAW</b>
Cast aluminum, wet and damp locations with cover "closed."	<b>HBL7420*</b>
Cast aluminum, no lift cover, NOT weatherproof.	<b>HBL7320*</b>
Thermoplastic, wet and damp locations with cover "open", gray.	<b>HBL7428WOG**</b>
Thermoplastic, wet and damp locations with cover "open", yellow.	<b>HBL7428WOY**</b>
Thermoplastic, wet and damp locations with cover "open", red.	<b>HBL7428WOR**</b>



**HBL7425WOA**

## For Receptacles with Face Diameters of 1.68–1.72 in. (42.7–43.7)

Description	Catalog Number
Thermoplastic, wet and damp locations with cover "open", gray.	<b>HBL7424WO</b>
Thermoplastic, wet and damp locations with cover "open", yellow.	<b>HBL74CM24WO</b>
Cast aluminum, wet location only when cover "closed" and damp locations.	<b>HBL3393</b>
Cast aluminum, no lift cover, NOT weatherproof.	<b>HBL3394*</b>



**HBL7420**

Note: \*Cast aluminum lift cover with fibershield for standard toggle and PresSwitch® Switches.

\*\*Features two #6-32 threaded inserts to back mount device to cover.

▲IP20 SUITABILITY.

All weatherproof lift cover plates on this page are UL Listed as "WDL Closed" for use in wet locations with cover closed and in damp locations.

## Weatherproof Covers for Single Receptacles on FS/FD Boxes

All weatherproof plates are UL Listed for WET LOCATIONS WITH COVER CLOSED for intermittent use in wet locations or use in damp locations. Those with suffix "WO" are listed for WET LOCATIONS with cover open in continuous use. All plates are gasketed and self-closing.



**HBL7320**

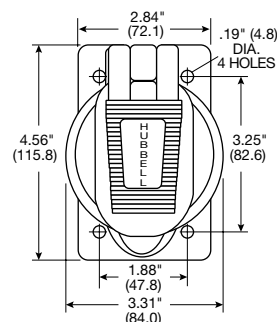
## 2017 National Electrical Code (NEC®) Requirement

### 406.9 Receptacles in Damp or Wet Locations.

(A) Damp Locations. A receptacle installed outdoors in a location protected from the weather or in other damp locations shall have an enclosure for the receptacle that is weatherproof when the receptacle is covered (attachment plug cap not inserted and receptacle covers closed). An installation suitable for wet locations shall also be considered suitable for damp locations. A receptacle shall be considered to be in a location protected from the weather where located under roofed open porches, canopies, marquees, and the like, and will not be subjected to a beating rain or water runoff. All 15 and 20A, 125 and 250V nonlocking receptacles shall be listed weather-resistant type.

(B) Wet Locations.

(1) 15 and 20 Ampere Receptacles in a Wet Location. 15 and 20 ampere, 125 and 250 volt receptacles installed in a wet location shall have an enclosure that is weatherproof whether or not the attachment plug cap is inserted. An outlet box hood installed for this purpose shall be listed, and shall be identified as "extra-duty." Other listed products, enclosures, or assemblies providing weatherproof protection that do not utilize an outlet box need not be marked "extra-duty." All 15 and 20 ampere, 125 and 250 volt nonlocking-type receptacles shall be listed weather-resistant type.



**Typical Plate, 1-Gang**



**HBL7424WO**



**HBL3393**

Dimensions in Inches (mm)

NEC® is a registered trademark of the The National Electrical Code.



**IP44**  
SUITABILITY



**HBL1795**

## Weatherproof Plates

Description	Catalog Number
Clear bubble plate, silicone rubber for use with all general purpose AC toggle and PresSwitch® Switches. Fits both FS/FD and standard boxes.	<b>HBL1795</b>



**HBL1750**

## Weatherproof Plates

Description	Catalog Number
Gray neoprene PresSwitch® Plate. Fits FS/FD and standard boxes.	<b>HBL1750*</b>
Same as above except yellow.	<b>HBL17CM50*</b>

Note: \*Not UL Listed.



**HBL1785**

## Weatherproof Plates

Description	Catalog Number
Gray neoprene PresSwitch® Plate with 125V red pilot light. Fits only FS/FD boxes.	<b>HBL1785*</b>
Same as above except yellow.	<b>HBL17CM85*</b>

Note: \*Not UL Listed.



**HBL7420**

## Weatherproof Covers

Description	Catalog Number
Cast aluminum lift cover plate with fiber shield. For standard toggle and PresSwitch® Switches. Fits only FS/FD boxes.	<b>HBL7420</b>



**HBL96061**  
shown with wallplate and switch (sold separately)

## Brass Locking Covers Attachment for Switches

Description	Catalog Number
Straight keying (all locks alike) appropriate for most applications. Straight cylinder type lock, each HBL96061 ordered operates on the same key—all locks are keyed alike.	<b>HBL96061*</b>
Same as above except in dull chrome finish to match stainless steel plates.	<b>HBL96061DCH*</b>
Straight keying (individual). Straight cylinder type lock, each HBL96062 ordered operates on a different key. All locks are keyed differently and individually. This type cannot be master keyed.	<b>HBL96062*</b>

Note: \*Not UL Listed.



**HBLWLC**

## Locking Device

Description	Catalog Number
Locking device for weatherproof covers.	<b>HBLWLC</b>



**IP44**  
SUITABILITY

## Duplex Covers For Vertical Mounting

Description	Dimensions		Catalog Number
	Height x Width x Depth		
Thermoplastic, gray, for FS/FD box mounting.	4.56" x 2.89" x 1.08" (115.8 x 73.4 x 27.4)		<b>HBL5221</b>
Thermoplastic, yellow, for FS/FD box mounting.	4.56" x 2.89" x 1.08" (115.8 x 73.4 x 27.4)		<b>HBL52CM21</b>
Thermoplastic, white, for FS/FD box mounting.	4.56" x 2.89" x 1.08" (115.8 x 73.4 x 27.4)		<b>HBL52CM21W</b>
Thermoplastic, gray, for device mounting.	4.56" x 2.89" x 1.08" (115.8 x 73.4 x 27.4)		<b>HBL5222</b>
Thermoplastic, yellow, for device mounting.	4.56" x 2.89" x 1.08" (115.8 x 73.4 x 27.4)		<b>HBL52CM22</b>
Die cast aluminum, gray, commercial grade, vertical position, device mount.	4.56" x 2.81" x 0.75" (115.8 x 71.4 x 19.1)		<b>WP8V</b>



**HBL5221**



**WP8V**



**HBL5206WO**



**WP8H**

## Duplex Covers For Horizontal Mounting

Description	Dimensions		Catalog Number
	Height x Width x Depth		
Cast aluminum, for device mounting.	2.88" x 4.56" x 0.79" (73.2 x 115.8 x 20.1)		<b>HBL5205WO</b>
Cast aluminum, for FS/FD box mounting.	2.88" x 4.56" x 0.79" (73.2 x 115.8 x 20.1)		<b>HBL5206WO</b>
Die cast aluminum, gray, commercial grade, horizontal position, device mount.	2.90" x 4.60" x 0.75" (73.7 x 116.8 x 19.1)		<b>WP8H</b>

## GFCI, Surge and Style Line® Covers

Description	Dimensions		Catalog Number
	Height x Width x Depth		
Thermoplastic, gray, for FS/FD box mounting.	4.56" x 2.84" x 1.27" (115.8 x 72.2 x 32.3)		<b>HBL5226</b>
Die cast aluminum, gray, commercial grade, vertical position, device mount.	4.56" x 2.81" x 0.75" (115.8 x 71.4 x 19.1)		<b>WP26V</b>
Die cast aluminum, gray, commercial grade, horizontal position, device mount.	2.30" x 4.75" x 0.73" (58.4 x 120.7 x 18.5)		<b>WP26H</b>



**HBL5226**



**WP26V**

## Toggle Cover

Description	Dimensions		Catalog Number
	Height x Width x Depth		
Thermoplastic, gray, for FS/FD box mounting.	4.56" x 2.89" x 1.08" (115.8 x 73.4 x 27.4)		<b>HBL5201</b>



**HBL5201**

Note: All weatherproof plates are UL Listed for WET LOCATIONS WITH COVER CLOSED, for intermittent use in wet locations or use in damp locations. Those with Suffix "WO" are listed for WET LOCATIONS with cover open in continuous use. All plates are gasketed and self-closing.

Dimensions in Inches (mm)



## Features and Benefits

### Weatherproof Metallic While-In-Use Covers

The NEMA 3R Rated EXTRA DUTY® Metallic and Non-metallic While-in-Use Covers offer weather protection for outlets when they are in use.

- Patented keyhole mounting system allows installation in under a minute
- Pre-configured for GFCI with patented technology for alternate devices
- Lockable tab for OSHA compliance
- Sealed-in-place gasket
- Premium powder coat
- External cord retention chamber
- Each box contains three or six adapters to make a variety of configurations (8 or 55)

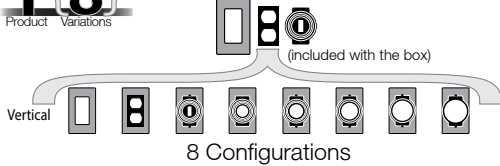


### Metallic EXTRA DUTY® While-In-Use Covers

Description	Dimensions		Catalog Number
	Height x Width x Depth		
Heavy duty die-cast aluminum 1-gang box with gray lid for vertical mounting offers superior commercial quality 8-in-1 configurations.	6.12" X 3.37" X 3.5" (155.4 X 85.6 X 89.0)	<b>1.8</b> Product Variations	<b>WP26E</b>
Heavy duty die-cast metal 1-gang box with gray lid for horizontal mounting; 8-in-1 configurations.	4.37" X 5.12" X 3.5" 111.0 X 130.0 X 89.0)	<b>1.8</b> Product Variations	<b>WP26EH</b>
Heavy duty die-cast metal 2-gang box with gray lid for vertical mounting; 55-in-1 configurations.	6.12" X 5.12" X 3.5" (155.4 X 130.0 X 89.0)	<b>1.55</b> Product Variations	<b>WP262E</b>

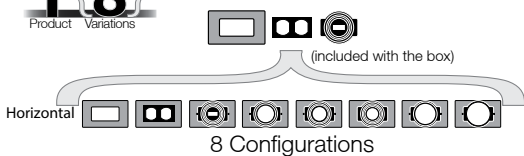
**1.8**  
Product Variations

1 Box {3 Adapters}



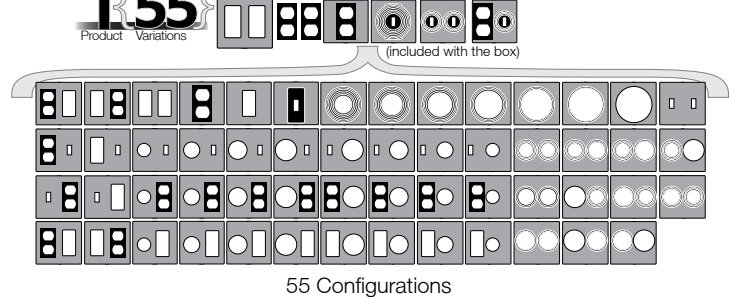
**1.8**  
Product Variations

1 Box {3 Adapters}

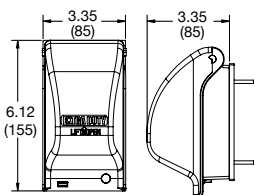


**1.55**  
Product Variations

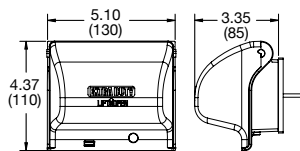
1 Box {6 Adapters}



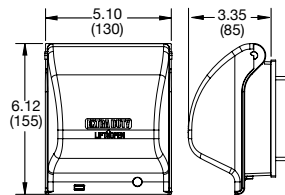
### Metallic Cover Dimensions - inches (mm)



WP26E



WP26EH



WP262E

Dimensions in Inches (mm)

## Features and Benefits

### Weatherproof Non-Metallic While-In-Use Covers

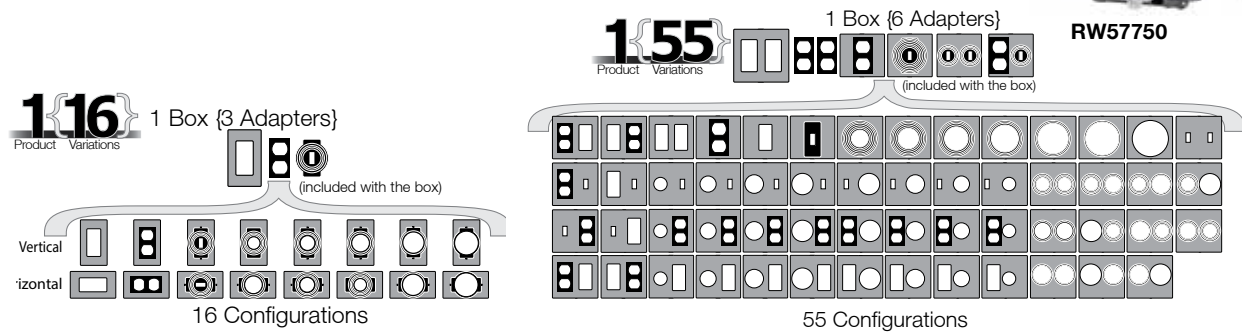
The NEMA 3R Rated EXTRA DUTY® Metallic and Non-metallic While-in-Use Covers offer weather protection for outlets when they are in use.

- Patented keyhole mounting system allows installation in under a minute
- Pre-configured for GFCI with patented technology for alternate devices
- Lockable tab for OSHA compliance
- Sealed-in-place gasket
- High-impact polycarbonate construction provides maximum durability
- Each box contains three or six adapters to make a variety of configurations (16 or 55)

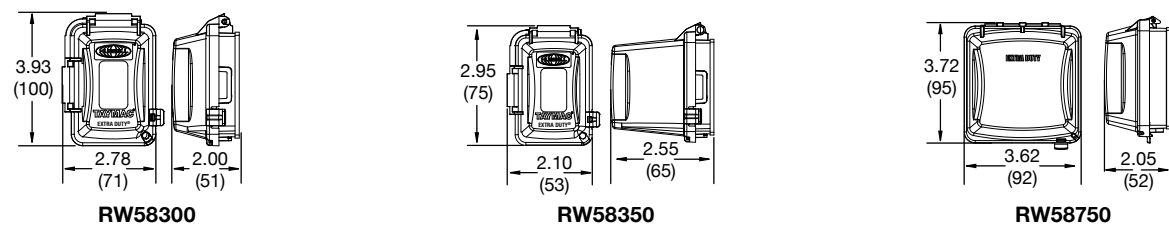


## Non-Metallic While-In-Use Covers

Description	Dimensions Height x Width x Depth	Standard	EXTRA DUTY®
Standard 1-gang box with clear tinted cover, for horizontal or vertical mounting; 16-in-1 configurations.	5.90" X 4.18" X 2.75" (149.8 X 106.1 X 69.9)	<b>RW57300</b>	<b>RW58300</b>
Extra deep 1-gang box with clear tinted cover, for horizontal or vertical mounting; 16-in-1 configurations.	5.92" X 4.20" X 4.75" (150.4 X 106.7 X 120.7)	<b>RW57350</b>	<b>RW58350</b>
Standard 2-gang box, clear tinted cover, for horizontal or vertical mounting; 55-in-1 configurations.	5.54" X 5.43" X 2.75" (140.7 X 138.0 X 69.9)	<b>RW57750</b>	<b>RW58750</b>



## Non-Metallic Cover Dimensions - inches (mm)



Dimensions in Inches (mm)



RW51550



RW51470



RW51040



RW51810



RW51520



RW51020

## 1-Gang Weatherproof Covers for Vertical Mounting

Description	Dimensions		Catalog Number
	Height x Width x Depth		
Zinc die cast, gray, duplex cover for box mounting.	4.58" x 2.82" x 0.57"	(116.3 x 71.6 x 14.5)	<b>RW51470</b>
Zinc die cast, gray, 1.40 in. (35.6) cover for single receptacle or toggle switch for device mounting.	4.56" x 2.81" x 0.88"	(115.8 x 71.4 x 22.4)	<b>RW51550*</b>
Zinc die cast, gray, GFCI, Surge and Style Line® cover for device mounting.	4.58" x 2.81" x 0.57"	(116.3 x 71.4 x 14.5)	<b>RW51040</b>

## 1-Gang Weatherproof Covers for Horizontal Mounting

Description	Dimensions		Catalog Number
	Height x Width x Depth		
Zinc die cast, gray, duplex cover for device mounting.	2.82" x 4.57" x 0.79"	(71.6 x 116.1 x 20.1)	<b>RW51810</b>
Zinc die cast, gray, 1.40 in. (35.6) cover for single receptacle or toggle switch for device mounting.	2.81" x 4.56" x 0.99"	(71.4 x 115.8 x 25.1)	<b>RW51520*</b>
Zinc die cast, gray, GFCI, Surge and Style Line® cover for device mounting.	2.82" x 4.56" x 0.52"	(71.6 x 115.8 x 13.2)	<b>RW51020</b>

## 2-Gang Weatherproof Covers for Vertical Mounting

Description	Dimensions		Catalog Number
	Height x Width x Depth		
Zinc die cast, gray, duplex cover for device mounting.	4.54" x 4.54" x 0.75"	(115.3 x 115.3 x 19.1)	<b>RW51320</b>
Zinc die cast, gray, one duplex/one GFCI, Surge and Style Line® cover for box mounting.	4.54" x 4.54" x 0.77"	(115.3 x 115.3 x 19.6)	<b>RW51330</b>
Zinc die cast, gray, 1.40 in. (35.6) cover for single receptacle or toggle switch for device mounting.	4.54" x 4.54" x 0.77"	(115.3 x 115.3 x 19.6)	<b>RW51380</b>
Zinc die cast, gray, two GFCI, Surge and Style Line® cover for box mounting.	4.54" x 4.56" x 0.73"	(115.3 x 115.8 x 18.5)	<b>RW51450</b>

Note: All weatherproof plates are UL Listed for WET LOCATIONS WITH COVER CLOSED, for intermittent use in wet locations or use in damp locations. All plates are gasketed and self-closing.  
\*cULus Listed.

Dimensions in Inches (mm)



## Screws, 6-32 Thread, 100 Count

Description	Color/Material	Catalog Number
Decorator Wallplate Screws, Oval Head Milled Slot, 3/8 in. Long – 6-32 Thread, 100 per Box (Order 1 to receive a box of 100).	Black	<b>RA38BKPK100</b>
	Brown	<b>RA38PK100</b>
	Gray	<b>RA38GYPK100</b>
	Ivory	<b>RA38IPK100</b>
	Light Almond	<b>RA38LAPK100</b>
	White	<b>RA38WPK100</b>
	Stainless Steel	<b>RA38SSPK100</b>
Brass plated screw, standard slot, .38 in. (9.7) long.	Brass	<b>HBL7341</b>
Standard Wallplate Screws, Oval Head Milled Slot, 1/2 in. Long – 6-32 Thread, 100 per Box (Order 1 to receive a box of 100).	Black	<b>RA12BKPK100</b>
	Brown	<b>RA12PK100</b>
	Gray	<b>RA12GYPK100</b>
	Ivory	<b>RA12IPK100</b>
	Light Almond	<b>RA12LAPK100</b>
Standard Wallplate Screws, Oval Head Milled Slot, 5/8 in. Long – 6-32 Thread, 100 per Box (Order 1 to receive a box of 100).	White	<b>RA12WPK100</b>
	Ivory	-
	White	-
Standard Wallplate Screws, Oval Head Milled Slot, 1.0 in. Long – 6-32 Thread, 100 per Box (Order 1 to receive a box of 100).	Stainless Steel	<b>RA58SSPK100</b>
	Ivory	<b>RA88IPK100</b>
	White	<b>RA88WPK100</b>
	Stainless Steel	<b>RA88SSPK100</b>



**RA38IPK100**



**HBL7341**



**RA12IPK100**



**RA58SSPK100**



**RA88IPK100**

## Single Count Screws and Accessories

Description	Color	Catalog Number
Blank adapter, to fill a toggle opening.	Brown	<b>RA756</b>
	Ivory	<b>RA756I</b>
	White	<b>RA756W</b>
Blank adapter, to fill a decorator opening.	Ivory	<b>NS620I</b>
	Light Almond	<b>NS620LA</b>
	White	<b>NS620W</b>
Blank adapter, .406" (10.30) dia. hole, to fill a decorator opening.	Ivory	<b>NS621I</b>
	Light Almond	<b>NS621LA</b>
	White	<b>NS621W</b>
Mounting strap, with screws.	Steel	<b>RA40</b>



**RA756W**

**RA40**



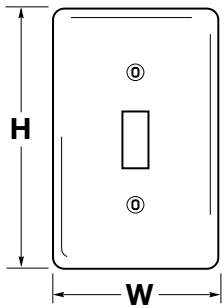
**NS620I**

**NS621I**

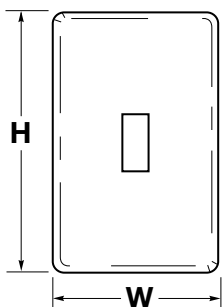
Dimensions in Inches (mm)



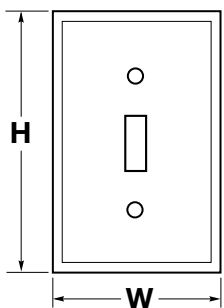
## Product Dimensions



Size	Standard Nylon		Mid-Size Nylon		Jumbo-Size Nylon	
	Height	Width	Height	Width	Height	Width
1-Gang	4.63" (117.6)	2.88" (73.2)	4.88" (124.0)	3.13" (79.5)	5.25" (133.4)	3.50" (88.9)
2-Gang	4.63" (117.6)	4.69" (119.1)	4.88" (124.0)	4.94" (125.4)	5.25" (133.4)	5.31" (134.9)
3-Gang	4.63" (117.6)	6.50" (165.1)	4.88" (124.0)	6.75" (171.5)		
4-Gang	4.63" (117.6)	8.31" (211.1)	4.88" (124.0)	8.56" (217.4)		
5-Gang	4.63" (117.6)	10.12" (256.1)				
6-Gang	4.63" (117.6)	11.93" (303.0)				



Size	Height	Width	Depth
1-Gang	4.75" (120.6)	3.00" (76.2)	.25" (6.35)
2-Gang	4.75" (120.6)	4.81" (122.2)	.25" (6.35)
3-Gang	4.75" (120.6)	6.62" (168.2)	.25" (6.35)
4-Gang	4.75" (120.6)	8.44" (214.3)	.25" (6.35)

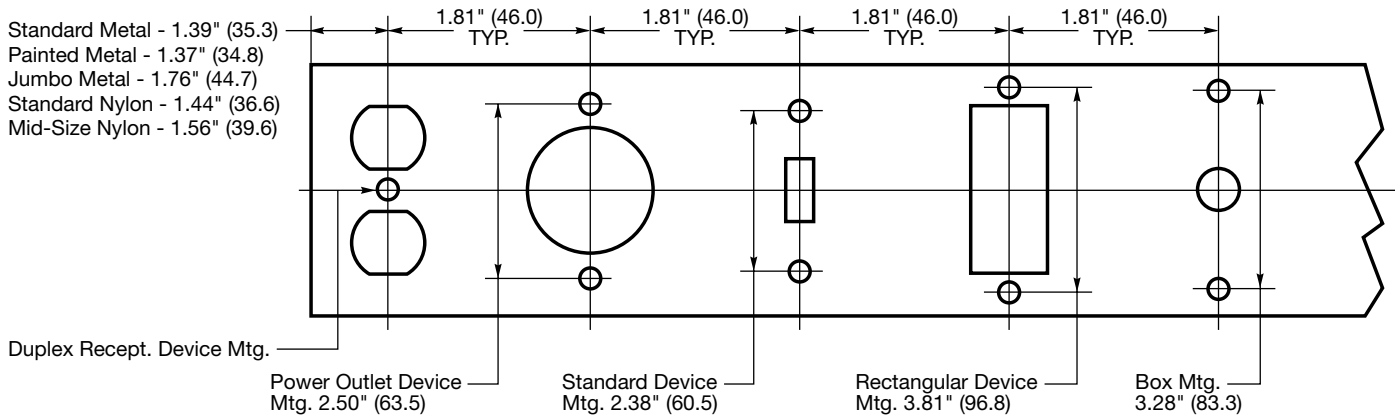


Size	Standard Metal		Painted Metal		Jumbo Metal	
	Height	Width	Height	Width	Height	Width
1-Gang	4.50" (114.3)	2.87" (72.9)	4.50" (114.3)	2.75" (69.8)	5.25" (133.4)	3.50" (88.9)
2-Gang	4.50" (114.3)	4.60" (116.8)	4.50" (114.3)	4.56" (115.8)	5.25" (133.4)	5.31" (134.9)
3-Gang	4.50" (114.3)	6.41" (162.8)	4.50" (114.3)	6.38" (162.1)		
4-Gang	4.50" (114.3)	8.22" (208.8)	4.50" (114.3)	8.18" (207.8)		
5-Gang	4.50" (114.3)	10.03" (254.8)	4.50" (114.3)	10.00" (254.0)		
6-Gang	4.50" (114.3)	11.81" (300.0)	4.50" (114.3)	11.81" (300.0)		
7-Gang	4.50" (114.3)	13.68" (347.5)				
8-Gang	4.50" (114.3)	15.44" (392.1)				

## Wallplate Openings and Mounting Dimensions

#6-32 Oval Head Screws Typical

- Standard Metal - 1.39" (35.3)
- Painted Metal - 1.37" (34.8)
- Jumbo Metal - 1.76" (44.7)
- Standard Nylon - 1.44" (36.6)
- Mid-Size Nylon - 1.56" (39.6)



Note: Specifications are subject to change without notice.

Dimensions in Inches (mm)



## Custom Metal Wallplates

How To Select A Custom Metal Wallplate

### Step 1:

Determine wallplate material and enter in box marked "Catalog Number"

Smooth Metal Material	Code
Anodized Aluminum	<b>AL</b>
Brass plated steel	<b>BP</b>
Solid brass	<b>BR</b>
Chrome plated steel	<b>CH</b>
Stainless steel 302/304	<b>SS</b>

Determine number of gangs required and enter in box marked "Catalog Number" next to material.

Number of Gangs	Code
1-gang	<b>1</b>
2-gang	<b>2</b>
3-gang	<b>3</b>
4-gang	<b>4</b>
5-gang	<b>5</b>
6-gang	<b>6</b>
7-gang	<b>7</b>
8-gang	<b>8</b>

Enter Catalog Number

◆ **WC\*** **SS** **4**

### Step 2:

Enter quantity.

### Step 3:

Select the custom metal wallplate configuration.

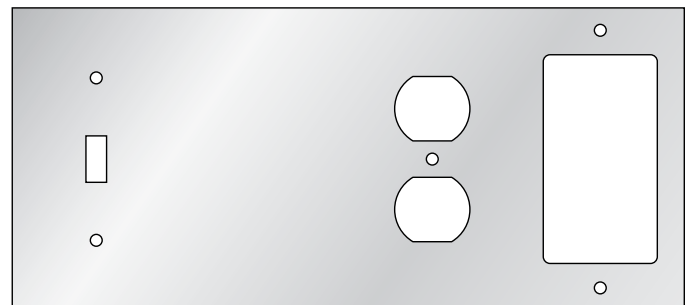
Refer to the custom wallplate configuration chart to select a configuration for each gang in the wallplate. Each configuration has a specific 3-digit code located in the right hand side of the chart on pages N-32 to N-34. Enter this 3-digit configuration code in the corresponding box on the order form grid to match the position required on the finished custom wallplate.

Item No.	Catalog Number	Quantity	Code	Position 1	Position 2	Position 3	Position 4
<b>1</b>	<b>WCSS4</b>		<b>H*</b>	<b>001</b>	<b>149</b>	<b>008</b>	<b>026</b>
<b>2</b>							

Note: \*WC and H are preprinted on the distributor order form.

◆ Number to use for pricing.

The 3-digit numbers listed at the upper right of the Sample Order Form (001, 149, etc.) represent the custom metal wallplate selected on the right. See Configuration Chart and Hubbell Configuration Selector Guide on pages N-32 to N-34 for additional configuration choices.





## Configuration Chart

	<b>001</b> Switch.		<b>078</b> Barrel Key Switch.
	<b>007</b> Single Receptacle. 1.40" ID (35.6) Hole.		<b>079</b> Barrel Key Switch with hash marks.
	<b>008</b> Duplex Receptacle.		<b>080</b> Barrel Key Switch with ON/OFF and hash marks.
	<b>011</b> 1-gang .635" ID (16.1) Hole Box Mounted with .50" ID (12.7) Nylon Bushing.		<b>091</b> Single Receptacle. 1.60" ID (40.5) Hole.
	<b>012</b> 1-gang .635" ID (16.1) Hole Strap Mtd. incl. Strap with .50" ID (12.7) Nylon Bushing.		<b>098</b> Single Receptacle. 2.16" ID (54.7) Hole.
	<b>013</b> Blank Box Mounted.		<b>135</b> Vertical Mounted Louver.
	<b>014</b> Blank Strap Mounted incl. Strap.		<b>149</b> Totally Blank (no mounting holes).
	<b>026</b> Rectangular Opening.	<b>Coax/Twinax and Modular Jack Openings</b>	
	<b>055</b> 1-gang .375" ID (9.5) Hole Strap Mounted incl. Strap.		<b>456</b> .375" (9.5) Dia. Round Box Mounted.
	<b>056</b> 1-gang .375" ID (9.5) Hole Box Mounted.		<b>458</b> .500" (12.7) Dia. Round Box Mounted.
	<b>057</b> 1-gang .50" ID (12.7) Hole Strap Mounted incl. Strap.		<b>411</b> .635" (16.1) Dia. Round Box Mounted.
	<b>058</b> 1-gang .50" ID (12.7) Hole Box Mounted.		

Note: For detailed dimensions of the above configurations, see pages N-33 and N-34. Available in smooth metal, standard size only up to and including 8-gang type.

Dimensions in Inches (mm)





## Configuration Chart (Continued)

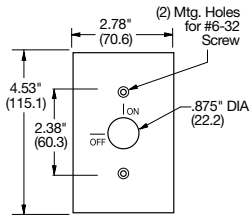
	<p><b>Configuration 001</b></p> <p>Toggle Switch Plate.</p>		<p><b>Configuration 026</b></p> <p>GFI/Rectangular Opening.</p>
	<p><b>Configuration 007</b></p> <p>Single 15 or 20A Straight Blade Receptacle. 15A Twist-Lock® Receptacle.</p>		<p><b>Configuration 055</b></p> <p>Single, .375" (9.5) Telephone (Strap Mount).</p>
	<p><b>Configuration 008</b></p> <p>Duplex Receptacle.</p>		<p><b>Configuration 056</b></p> <p>Single, .375" (9.5) Telephone (Box Mount).</p>
	<p><b>Configuration 011</b></p> <p>Single, .635" (16.1) Telephone (Box Mount).</p>		<p><b>Configuration 057</b></p> <p>Single, .50" (12.7) Telephone (Strap Mount).</p>
	<p><b>Configuration 012</b></p> <p>Single, .635" (16.1) Telephone (Strap Mount).</p>		<p><b>Configuration 058</b></p> <p>Single, .50" (12.7) Telephone (Box Mount).</p>
	<p><b>Configuration 013</b></p> <p>Blank Plate (Box Mount).</p>		<p><b>Configuration 078</b></p> <p>Barrel Key Switch.</p>
	<p><b>Configuration 014</b></p> <p>Blank Plate (Strap Mount).</p>		<p><b>Configuration 079</b></p> <p>Barrel Key Switch with hash marks.</p>

Note: Specifications are subject to change without notice.

Dimensions in Inches (mm)

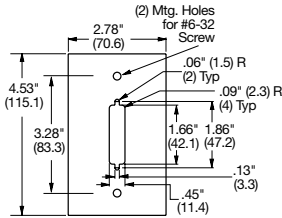


## Configuration Chart (Continued)



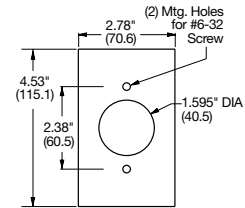
**Configuration 080**

Barrel Key Switch with ON/OFF and hash marks.



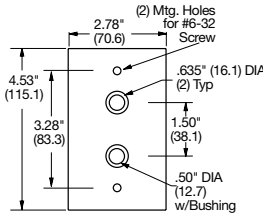
**Configuration 295**

RS232 Port Single 25-Pin (Box Mount).



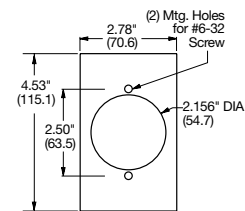
**Configuration 091**

Single 20 or 30A Twist-Lock® Receptacle.



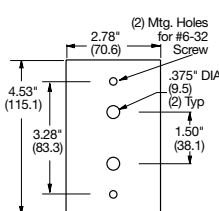
**Configuration 411**

Dual .635" (16.1) Holes (Box Mount).



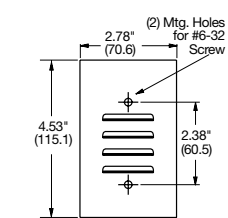
**Configuration 098**

Single Receptacle, 30 or 50A Straight Blade, 3 Wire Power Outlet.



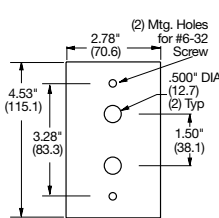
**Configuration 456**

Dual .375" (9.5) Round (Box Mount).



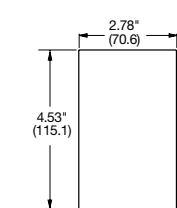
**Configuration 135**

Louvered Plate (Strap Mount).



**Configuration 458**

Dual .500" (12.7) Round (Box Mount).



**Configuration 149**

Totally Blank Plate.

Note: Specifications are subject to change without notice.

Dimensions in Inches (mm)