




Metal Raceway HBL500, HBL700 and HBL750 Series



HUBBELL[®]
Wiring Device-Kellems



Metal Raceway HBL500, HBL700 and HBL750 Series

Metal Raceway and Switch/Receptacle Boxes



HBL500, HBL700 & HBL750 Series	Description	Color	Length	HBL500 Series	HBL700 Series	HBL750 Series
	Base and Cover Available in 5 ft. (1.5m) lengths, packed 50 ft. (15m) per carton and 10 ft. (3m) lengths, packed 100 ft. (30m) per carton. HBL5701C coupling furnished with each length.	 	Ivory Ivory White	5 ft. 10 ft. 10 ft.	— HBL50010IV HBL50010W A: .53" (13.46) B: .76" (19.30)	— HBL700IV HBL700W A: .67" (16.90) B: .76" (19.30)

Metal Raceway Wire Fill Capacities		Power (THHN/T90 Nylon)			Voice		Data (Copper Cables)					Data (Multimode Fiber Optic Cables)		
		14 AWG	12 AWG	10 AWG	4-Pair	25-Pair	Type RG59U	Cat. 5e	Cat. 6	Cat. 6A	Cat. 6 STP	(2) or (4) Fiber Round Cable	Fiber Optic Jumpers	Fiber Optic Zip Cord
		Wire O.D. (in.):	0.111	0.13	0.164	0.19	0.41	0.242	0.21	0.25	0.35	0.29	0.19	0.118
	Wire Area (sq. in.):	0.0097	0.0133	0.0211	0.0283	0.1320	0.0460	0.0346	0.0491	0.0962	0.0660	0.0283	0.0109	0.0288
Series	Channel Area (sq. in.)	Wire Fill Capacity			40%	40%	40%	40%	40%	40%	40%	40%	40%	40%
HBL500	0.22	7	5	3	2	0	1	2	1	1	1	2	8	2
HBL700	0.26	10	7	4	3	0	2	3	2	1	1	3	8	3
HBL750	0.40	12	9	5	6	1	3	5	3	2	2	6	15	6

Note: Pathway (Raceway) fill shall be 40% maximum. Raceway fittings and outlets/receptacles reduce the cross section of the raceway system, thus reducing overall cable fill capacity.

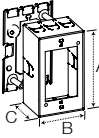


Standard	Color	1-Gang	2-Gang	3-Gang	4-Gang	5-Gang	6-Gang
	Ivory White	HBL5748IVA HBL5748WA A: 4.54" (115.32) B: 2.82" (71.63) C: 1.75" (44.45)	HBL57482IVA HBL57482WA A: 4.54" (115.32) B: 4.64" (117.86) C: 1.75" (44.45)	HBL57483IVA HBL57483WA A: 4.54" (115.32) B: 6.45" (163.88) C: 1.75" (44.45)	HBL57484IVA — A: 4.54" (115.32) B: 8.26" (209.91) C: 1.75" (44.45)	HBL57485IVA — A: 4.54" (115.32) B: 10.01" (255.93) C: 1.75" (44.45)	HBL57486IVA — A: 4.54" (115.32) B: 11.89" (301.96) C: 1.75" (44.45)
Shallow	Ivory White	HBL5747IVA HBL5747WA A: 4.54" (115.32) B: 2.82" (71.63) C: 1.38" (35.05)	HBL57472IVA HBL57472WA A: 4.54" (115.32) B: 4.64" (117.86) C: 1.38" (35.05)	HBL57473IVA — A: 4.54" (115.32) B: 6.45" (163.88) C: 1.38" (35.05)	— — — —	— — — —	— — — —
Deep	Ivory White	HBL5744SIVA HBL5744SWA A: 4.54" (115.32) B: 2.82" (71.63) C: 2.25" (57.00)	HBL5744S2IVA HBL5744S2WA A: 4.54" (115.32) B: 4.64" (117.86) C: 2.25" (57.00)	HBL5744S3IVA — A: 4.54" (115.32) B: 6.45" (163.88) C: 2.25" (57.00)	— — — —	— — — —	— — — —
Extra Deep	Ivory White	HBL5744IVA HBL5744WA A: 4.54" (115.32) B: 2.82" (71.63) C: 2.75" (69.85)	HBL57442IVA HBL57442WA A: 4.54" (115.32) B: 4.64" (117.86) C: 2.75" (69.85)	HBL57443IVA — A: 4.54" (115.32) B: 6.45" (163.88) C: 2.75" (69.85)	— — — —	— — — —	— — — —

Base Trade Size KO's 2- 1/2" 1- 1/2", 3/4" Concentric 1 - Rectangular 3- 1/2" 4- 1/2" 5- 1/2" 6- 1/2"

Note: For datacom applications, box selection is dependent on depth of connectors (jacks). See our Full Line Catalog at www.hubbell-wiring.com for additional information.


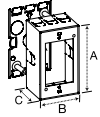

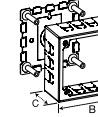
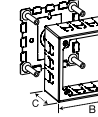

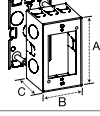

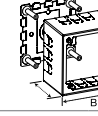


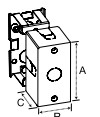

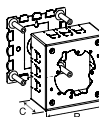


Extension Boxes	Description	Color	1-Gang	1-Gang Deep	1-Gang Blank	2-Gang	3-Gang
	Extension Boxes To extend existing flush switch and receptacle boxes. Blank is used where it is desired to blank original outlet.		Ivory White	HBL5751IVA HBL5751WA A: 4.54" (115.32) B: 2.82" (71.63) C: 1.38" (35.05)	HBL5751AIVA HBL5751AWA A: 4.54" (115.32) B: 2.82" (71.63) C: 1.75" (44.45)	HBL5760IVA — A: 4.54" (115.32) B: 2.82" (71.63) C: 1.13" (28.70)	HBL57512IVA — A: 4.54" (115.32) B: 4.64" (117.86) C: 1.38" (35.05)

Dimensions in Inches (mm)

Metal Raceway
HBL500, HBL700 and HBL750 Series
 Specialty Boxes, Round Boxes and Covers


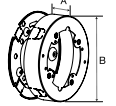

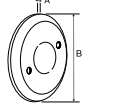

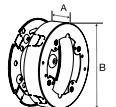

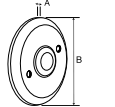

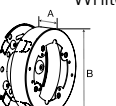


1-Gang Specialty Boxes	Description	Color	1-Gang	2-Gang Specialty Boxes	Description	Color	2-Gang		
	Low Profile Switch/Receptacle Base has 1/2" trade size KOs.	Ivory White	HBL5748SIVA HBL5748SWA A: 4.54" (115.32) B: 2.82" (71.63) C: 1.13" (28.70)		 	Alarm Device Box Surface mounting of alarm devices and safety signals.	Ivory White Red	HBL5752IVA — HBL5752RA A: 4.54" (115.32) B: 4.64" (117.86) C: 1.38" (35.05)	  
	Combination Switch/Recept. Connects surface runs of 1/2" trade size conduit, one raceway twistout each side and three raceway twistouts top and bottom.	Ivory White	HBL5745IVA HBL5745WA A: 4.54" (115.32) B: 2.82" (71.63) C: 1.75" (44.45)		 	Extra Deep Alarm Device Box For surface mounting of alarm devices and safety signals. Cover is 2.75" (69.85) deep.	Ivory White Red	HBL5753IVA — HBL5753RA A: 4.54" (115.32) B: 4.64" (117.86) C: 2.75" (69.85)	  
	Utility Box* For use as a tee, cross, pull box, junction box or blank box. Base has 1/2" trade size KOs.	Ivory White	HBL57242IVA HBL57242WA A: 4.12" (104.78) B: 2.00" (50.80) C: 1.39" (35.31)		 	Distribution Box Twistouts permit three parallel raceway runs on each side. Cover takes devices with mounting screw centers of 2.75" (69.85), 3.5" (89.00), 4.0625" (103.00) and canopy fixture not larger than 4.625" (117.00). Can be used with HBL5736IV (blank cover) to create junction box.	Ivory White	HBL5735IVA — A: 4.54" (115.32) B: 4.64" (117.86) C: 1.38" (35.05)	 


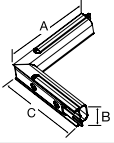

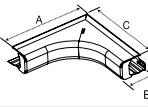

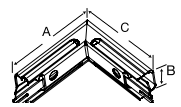

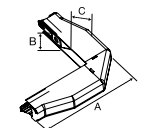

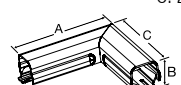

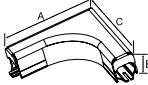

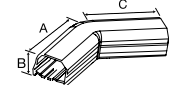

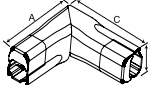
Note: *Use catalog number HBL5791 for connecting 1/2 in. EMT to HBL5745 and HBL57242 boxes.


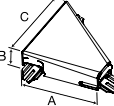

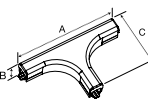



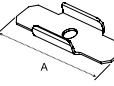

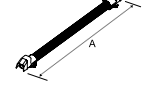
Round Boxes	Description	Color	4.75 inches O.D.	5.50 inches O.D.	6.38 inches O.D.
	Extension Box (Open Base) For mounting on 3.25" (83.00) or 4" (102.00) round or square conduit boxes or other recessed outlets. Cover takes any device with mounting screw centers of 2.75" (69.85), 3.5" (89.00) and 4.06" (103.00).	Ivory White	HBL5737IVA HBL5737WA A: 1.02" (26.00) B: 4.75" (120.65)	HBL5737AIVA HBL5737AWA A: 1.02" (26.00) B: 5.50" (140.00)	HBL5739AIVA — A: 1.02" (26.00) B: 6.38" (162.01)
Fixture Box (Solid Base) To hang fixtures. Cover takes any device with mounting screw centers of 2.75" (69.85), 3.5" (89.00) and 4.06" (103.00). Both boxes can be used as a pull or junction box when used with HBL5736IV/W (blank cover).	Ivory White	HBL5738IVA HBL5738WA A: 1.02" (26.00) B: 4.75" (120.65)	HBL5738AIVA HBL5738AWA A: 1.02" (26.00) B: 5.50" (140.00)	HBL5739IVA HBL5739WA A: 1.02" (26.00) B: 6.38" (162.01)	

Specialty Round Boxes	Description	Color	Catalog Number	Round Covers	Description	Color	Catalog Number		
	Outlet Box For devices with mounting screw centers of 1.47" (37.00), 1.63" (41.00), 1.69" (44.00) or 1.84" (46.00).	Ivory White	HBL5733IVA — A: 1.02" (26.00) B: 3.00" (76.00)		 	Blank Cover For use with HBL5733IVA. Has 1/2" trade size KO in center.	Ivory White	HBL5731IV — A: .24" (6.10) B: 2.40" (60.96)	 
	Fanbox with Solid Base Cover accepts fan bracket with mounting centers of 3.2" (81.00). Rated for fans and fixtures up to 50 lbs.	Ivory White	HBL5738AFIVA HBL5738AFWA A: .38" (9.75) B: 4.19" (106.30)		 	Blank Cover For use with HBL5735IVA, HBL5737IVA/WA, HBL5737AIVA/WA, HBL5739AIVA, HBL5738IVA/WA, HBL5738AIVA/WA and HBL5739IVA/WA. Has 1/2" trade size KO in center.	Ivory White	HBL5736IV HBL5736W A: .38" (9.75) B: 4.19" (106.30)	 
Retrofit Box for Fire Alarm Detectors For installing round alarm sensors.	Ivory White	HBL5739AABIVA HBL5739AABWA A: 1.62" (41.15) B: 6.50" (165.10)	 						

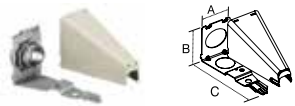
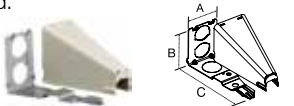
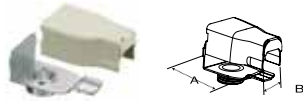
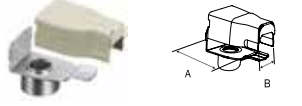

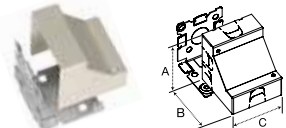
Dimensions in Inches (mm)

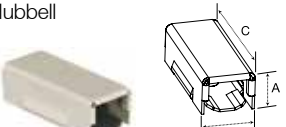

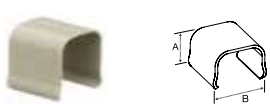
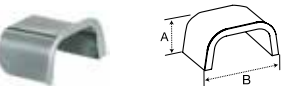
Elbows	Description	Color	HBL500 Series	HBL700 and HBL750 Series	Description	Color	HBL500, HBL700 & HBL750 Series
	Internal Elbow For inside surfaces at right angles.	Ivory White	HBL517IV HBL517W A: 3.33" (84.51) B: .58" (14.73) C: 3.33" (84.51)	HBL717IVA HBL717WA A: 3.33" (84.51) B: .90" (22.86) C: 3.33" (84.51)	Internal Elbow Bend Radius For inside surface at right angles requiring a 1.5" (38.10) bend radius. Suitable for Category 5, 5e, 6 and 6A applications.	Ivory White	HBL5717BRIVA — A: 3.33" (84.51) B: .91" (23.11) C: 3.33" (84.51)
							
	External Elbow For outside surfaces at right angles.	Ivory White	HBL518IV HBL518W A: 2.59" (65.71) B: .58" (14.73) C: 2.59" (65.71)	HBL718IVA HBL718WA A: 2.59" (65.71) B: .90" (22.86) C: 2.59" (65.71)	External Elbow Bend Radius For outside surfaces at right angles requiring a 1.5 in. (38.10) bend radius. Suitable for Category 5, 5e, 6 and 6A applications.	Ivory White	HBL5718BRIVA — A: 4.86" (123.43) B: .78" (19.80) C: 1.35" (34.28)
							
	90° Flat Elbow For right angle turns on same surface.	Ivory White	HBL511IV HBL511W A: 2.68" (68.13) B: .61" (15.50) C: 2.68" (68.13)	HBL711IVA HBL711WA A: 2.68" (68.13) B: .90" (22.86) C: 2.68" (68.13)	Flat Elbow Bend Radius For right angle turns requiring a 1.5 in. (38.10) bend radius. Suitable for Category 5, 5e, 6 and 6A applications.	Ivory White	HBL5711BRIVA — A: 3.16" (80.34) B: .91" (23.11) C: 3.16" (80.34)
							
45° Flat Elbow For diagonal 45° turns on same surface.	Ivory White	HBL512IV — A: 2.46" (62.61) B: .58" (14.73) C: 2.46" (62.61)	HBL712IVA — A: 2.70" (68.49) B: .91" (23.06) C: 2.70" (68.49)	Internal Twisted Elbows For 90° twist with 90° turn. For double turn at right angles from one to another. From a flat run on a side wall to a flat run on a ceiling, edge of door or window trim.	Ivory White Ivory White	Right Elbow HBL5711RHIVA HBL5711RHWA Left Elbow HBL5711LHIVA HBL5711LHWA A: 2.98" (75.72) B: .94" (23.75) C: 3.00" (76.20)	
							

Tees	Description	Color	HBL500, HBL700 & HBL750 Series	Description	Color	HBL500, HBL700 & HBL750 Series
	Tee Fitting For branches at right angles.	Ivory White	HBL5715IVA HBL5715WA A: 3.06" (77.67) B: 1.14" (28.86) C: 3.03" (76.96)	HBL5715BRIVA — A: 5.55" (140.88) B: .90" (22.86) C: 3.16" (80.34)	Tee Fitting Bend Radius For branches at right angles requiring a 1.5 in. (38.10) bend radius. Suitable for Category 5, 5e, 6 and 6A applications.	Ivory White
						

Fittings	Description	Color	HBL500, HBL700 & HBL750 Series	Description	Color	HBL500, HBL700 & HBL750 Series
	Support Clip For supporting lengths of HBL500, HBL700 or HBL750 Raceway.	Ivory White	HBL5703IV HBL5703W A: 2.51" (63.75)	HBL5700FIVA — A: 18.00" (457.20)	Flexible Section For getting around offsets, side bends, twisted turns or curved surfaces.	Ivory White
						

Dimensions in Inches (mm)





End Fittings	Description	Color	HBL500, HBL700 & HBL750 Series	Description	Color	HBL500, HBL700 & HBL750 Series		
	Entrance Connector One ¾ in. KO for panel or conduit connection. One ¾ in. chase nipple and locknut furnished.	Ivory White	HBL5786AIVA HBL5786AWA	A: 1.50" (38.10) B: 1.84" (46.74) C: 3.89" (98.87)	Adjustable Offset Connector Two ½ in. KOs for panel or conduit connection. Eliminates offsetting raceway when connecting to surface type panel boxes. One ½ in. chase nipple and locknut furnished.	Ivory White	HBL5786IVA HBL5786WA	A: 1.50" (38.10) B: 1.84" (46.74) C: 3.89" (98.87)
								
	Elbow Box Connector For connecting raceway at right angles to conduit boxes, panel boxes, etc. having ½ in. nipple for trade size conduit.	Ivory White	HBL5783IVA	— A: 2.13" (54.05) B: 1.24" (31.50)	Elbow Conduit Connector For connecting raceway at right angles to ½ in. trade size conduit or armored cable connectors.	Ivory White	HBL5784IVA	— A: 2.13" (54.05) B: 1.24" (31.50)
								
Combination Connector For connecting raceway without offsetting to any 3.25 in. (83.00) or 4 in. (102.00) outlet box mounted on the surface with a KO for ½ in. trade size conduit. Spring steel bushing eliminates need for conduit nipple and locknut.	Ivory White	HBL5785AIVA HBL5785AWA	A: 1.50" (38.10) B: 1.84" (46.74) C: 3.89" (98.87)	Corner Box For connecting HBL500, HBL700 or HBL750 Raceway from ceiling or corner. Each leg of base has ½ in. trade size KO.	Ivory White	HBL5719IVA HBL5719WA	A: 2.50" (63.50) B: 2.50" (63.50) C: 2.40" (60.96)	
								

Fittings	Description	Color	HBL500 Series	HBL700 Series	HBL750 Series	
	Transition Fitting For transitioning from either Wiremold® V500 to Hubbell HBL500 Raceway or Wiremold® V700 to Hubbell HBL700 Raceway or Wiremold® V700 to Hubbell HBL750 Raceway.	Ivory White	HBL500TFIV	— A: .65" (16.51) B: .89" (22.61) C: 2.15" (54.61)	HBL700TFIV	— A: .78" (19.80) B: .89" (22.61) C: 2.15" (54.61)
						
	Mounting Strap (one- or two-hole) For mounting HBL500, HBL700 or HBL750 Raceway to surface. Convert to one-hole by breaking off at score.	Ivory White	HBL504IV HBL504W	A: .58" (14.73) B: .50" (12.70)	HBL7004IV HBL7004W	A: .70" (17.68) B: .50" (12.70)
						
Connection Cover To cover potential openings where two lengths of HBL500, HBL700 or HBL750 Raceway come together.	Ivory White	HBL506IV HBL506W	A: .60" (15.24) B: .80" (20.31)	HBL7006IV HBL7006W	A: .69" (17.40) B: .80" (20.31)	
						
Bushing Protect wires from potential abrasion. Fits into end of HBL500, HBL700 or HBL750 Raceway.	Steel*	HBL502B	A: .35" (8.83) B: .70" (17.68)	HBL7002B	A: .49" (12.50) B: .78" (19.80)	
						

Note: *Zinc Plated Steel.

Wiremold® is a registered trademark of the Wiremold Company.

Dimensions in Inches (mm)

Fittings	Description	Material	HBL500, HBL700 & HBL750 Series		Description	Material	HBL500, HBL700 & HBL750 Series	
	Box Connector For connecting raceway to conduit boxes or panel boxes having KO for conduit. May also be used for conduit type fittings.	Steel*	HBL5781	HBL5781A	½" NPT (13) Male A: .75" (19.1) B: 1.24" (31.62)	¼" NPT (19) Male A: .75" (19.1) B: 1.24" (31.62)	Steel*	HBL5791 A: 1.20" (30.48) B: 1.09" (27.70)
		Conduit Connector For connecting raceway to conduit.	Steel*	HBL5782C	HBL5782A	½" NPT (13) Male A: .75" (19.1) B: 1.75" (44)	Steel**	HBL5701C A: 2.00" (50.80)
		Grounding Clamp Provides grounding means for ½ in. trade size conduit using locknut.	Steel**	HBL5709GC	A: 1.04" (26.03) B: 1.18" (29.84)	Ground Clamp Used to provide additional grounding of raceway or to ground remotely located devices. Attach ground wire to screw as required by National Electrical Code.	Steel**	HBL5709 A: 2.00" (50.80)
		Special Nipple For hanging or connecting either .375 in. (9.5) or .5 in. (12.7) fixtures to Hubbell fittings with ½ in. trade size KOs.	Steel*	HBL5780	A: .63" (16.00)	Armored Cable Connector For connecting 14/2, 14/3, 12/2 and 12/3 "MC" and armored cable to Hubbell fittings. A short piece of HBL500, HBL700 or HBL750 Series Raceway must be used between this connector and the Hubbell fitting. Not for connection to ½ in. (12.7) flex conduit.	Steel**	HBL5790B A: 2.00" (50.80) B: .99" (25.25)
								

Note: *Zinc Plated Steel.
 **Galvanized Steel.

Tools	Description	HBL500 Series	HBL700 Series	HBL750 Series	Description	Color	HBL500, HBL700 & HBL750 Series	
	Cutter Portable cutter for HBL500, HBL700 or HBL750 Series Raceways.	HBL605CUT	HBL700CUT	HBL607CUT	Raceway Bender Portable bender for HBL500, HBL700 or HBL750 Series Raceways.			HBL600B
		Cutter Replacement Blade 	HBL605K	HBL700K	HBL607K	Touch-Up Paint Pen 	Ivory White	HBLIWEP HBLWWEP

Dimensions in Inches (mm)



Innovative Box Design

- Hubbell Handi-Screw® eliminates difficult to install long screws for easier installation
- Rounded corners eliminate sharp edges
- One seam construction provides “clean” look
- Box design allows standard wallplates to be mounted flush with virtually no perimeter profile exposed
- Full line of metal wallplates available



Metallic Raceway

- Single Channel
 - HBL500, HBL700, HBL750, HBL2000, HBL2400 and HBL3000 Series products
- Multi-channel
 - HBL2400D, HBL4750, HBL6750 Series products
- PlugTrak® and Portable PlugTrak®
 - Standard and Tamper-Resistant



Non-Metallic Raceway

- Single Channel
 - PT1, PP1, PL1, and PW1 Series products
- Multi-channel
 - PW2, PB2, PB3 and PS3 Series products
- Non-metallic PlugTrak® and Portable PlugTrak®
 - Standard and Tamper-Resistant



Aluminum Raceway


- Single Channel
 - HBLALU2000, HBLALU3800
- Multi-channel
 - HBLALU4800, HBLALU5000, HBLALU7620
- PlugTrak®
 - Standard and Tamper-Resistant

Metal Raceway

HBL500, HBL700 and HBL750 Series

HUBBELL[®]
Wiring Device-Kellems

Hubbell Guides



2013 Full Line Catalog

The new Hubbell Wiring Device-Kellems catalog showcases our enhanced product offering to provide a breadth of solutions for the industrial, commercial and residential markets.



Hubbell Safety Brochure

Hubbell has always been focused on safety. That's why Hubbell products are designed and developed to first provide maximum safety against injury and the potential dangers of electricity.





Hubbell Education Application Guide

Education Application Guide to assist education facility managers and engineers in identifying and deploying wiring devices for power, data, voice and multimedia in a variety of education spaces and applications.



Hubbell Healthcare Application Guide

Healthcare Brochure featuring Hospital Grade Plugs, Connectors, Receptacles and more.





Literature Support

Hubbell offers an extensive literature library for product support. Downloadable PDFs are available online at www.hubbell-wiring.com under the Resources tab.

HUBBELL[®]
Wiring Device-Kellems

www.hubbell-wiring.com






Metal Raceway HBL500, HBL700 and HBL750 Series

HUBBELL[®]
Wiring Device-Kellems

Hubbell Guides



2013 Full Line Catalog

The new Hubbell Wiring Device-Kellems catalog showcases our enhanced product offering to provide a breadth of solutions for the industrial, commercial and residential markets.



Hubbell Safety Brochure

Hubbell has always been focused on safety. That's why Hubbell products are designed and developed to first provide maximum safety against injury and the potential dangers of electricity.





Hubbell Education Application Guide

Education Application Guide to assist education facility managers and engineers in identifying and deploying wiring devices for power, data, voice and multimedia in a variety of education spaces and applications.



Hubbell Healthcare Application Guide

Healthcare Brochure featuring Hospital Grade Plugs, Connectors, Receptacles and more.



Literature Support

Hubbell offers an extensive literature library for product support. Downloadable PDFs are available online at www.hubbell-wiring.com under the Resources tab.

HUBBELL[®]
Wiring Device-Kellems

www.hubbellonline.com

