



Table of Contents



Surge Protection Panels & Wired-In Branch Panels



SpikeShield® Surge Protection Plug Strips



Surge Protection & Isolated Ground Receptacles



Product	Page
Products at a Glance	M-2
Service/Branch Panel Protection	
320kA and 160kA Service/Branch Panel Protection	M-4
120kA Service/Branch Panel Protection	M-5
Wired-In Branch Panel Protection	M-6
Wired-In Surge Arrestors and Protective Devices	M-7
Surge Protection Plug Strips	
UL2930 Healthcare Outlet Assembly (HCOA)	M-8
UL1449 Metallic and NoM-Metallic Strips	M-9

Product	Page
Surge Protection Receptacles	M-11
SNAPConnect® TR and Power Indicating LED Receptacles	
Surge Protection	M-13
Isolated Ground	M-13
Straight Blade Isolated Ground Receptacles	M-15
Twist-Lock® Isolated Ground Receptacles	M-18



Products at a Glance



Surge Protection Panels and Wired-In Branch Panels

- 320,000, 160,000 and 120,000 peak amp capacity
- Wired-in branch panel protection 100,000 peak amp capacity
- Wired-in surge arrestors, single phase 36,000 and three phase 40,000
- Wired-in surge protective devices 50,000 peak amp capacity



SpikeShield® Surge Protection Plug Strips

- UL2930 Healthcare Outlet Assemblies
- UL1449 Surge Protective Devices
- 15A and 20A versions
- Available in metallic and non-metallic
- 6 foot or 15 foot cords available
- USB ports included in several models



Surge Protection Receptacles

- Available in Specification and Hospital Grade versions
- SNAPConnect® version with tamper-resistant shutters
- Isolated Ground Specification and Hospital Grade SPD's available



Isolated Ground Receptacles

- Available in Specification and Hospital Grade versions
- Twist-Lock® Isolated Ground available
- Isolated Ground SPD's also available



Features and Benefits

Hubbell Surge Protective Devices (SPD)

A cascading approach is recommended for optimal surge protection of any facility or home. A cascading approach includes surge protection at the service entrance, branch panel and the point-of-use. Hubbell offers a comprehensive offering of panel surge products, innovative surge strips and the broadest surge receptacle offering in the industry.

The SpikeShield® line of panel surge protective devices offers a broad selection of products to meet the many requirements of industrial, commercial, institutional and residential applications. Hubbell offers a complete offering of high quality, cost effective panel surge products.

- All panel surge products are UL1449 4th edition listed
- Protection levels from 50 kA to 320 kA to handle all real world surge events
- 120, 160 and 320 kA versions feature bus bar construction, bolt down modules, surge counter and a metallic NEMA 1 enclosure
- Hubbell's wired-in surge units are ideal for service entrance, branch panel, or point of use applications such as protecting variable speed drives or other sensitive equipment on the plant floor



HBL4P320DB



Housing Design

- Surface mounting
- Compact design with bus-bar pathways, allows installation in areas with space restrictions
- NEMA 1 enclosure
- All panel products are UL Listed to Standard 1449 4th edition



Interior Design

- Bolt-down modules, assures positive connection and allows for easy replacement
- Thermal fuse prevents the MOVs from overheating when exposed to high current levels
- Peak amp capacity for 120kA, 160kA and 320kA, protects equipment under the worst electrical conditions



Optional Disconnect Models

- 160 kA and 320 kA surge panels are available with an optional integral disconnect
- Integral switch allows power to SPD to be disconnected before opening the enclosure door



Protection

- Diagnostics panel
- LED and audible alarm for module failure with silencing
- UL 1449 Type 1 to be used in both Type 1 and Type 2 applications
- Type 1 SPD's can be located at any point in the electrical system, on the line or load side of the equipment over-current device



320kA and 160kA Service/Branch Panel Protection

The SpikeShield® service entrance product line includes a line of panels with replaceable modules. This series features improved performance through the use of a low impedance bus-bar design and easily replaceable bolt-down modules.

They incorporate a modular (replaceable surge protection modules) design and feature the latest industry approvals and safety ratings. Including UL1449 4th edition.

- Improved performance through the use of a low impedance bus-bar design
- Replaceable surge protection modules
- Surge counter included in all units
- NEMA 1 enclosure
- LED and audible alarm status indicator



HBL4P320DB



HBL8P160DB

Service/Branch Panel Protection 320,000 Peak Amp Capacity (Type 1 SPD)

Voltage	Configuration	Catalog Number	With Disconnect	Replacement Module
120/240V AC Single Phase	1Ph. 3-wire +G	HBL3P320B	HBL3P320DB	HBL160M120B
120/208V AC Wye*	3Ph. Wye 4-wire +G	HBL4P320B	HBL4P320DB	HBL160M120B
240V AC Delta	3Ph. Delta 3-wire Corner Gnd ^Δ	HBL5P320B	HBL5P320DB	HBL160M240B
240/120V AC Delta split phase	3Ph. Delta 4-wire +G 'High Leg'	HBL6P320B	HBL6P320DB	HBL160M240BHL & HBL160M120B
277/480V AC Wye**	3Ph. Wye 4-wire +G	HBL8P320B	HBL8P320DB	HBL160M480B
480V AC Delta	3Ph. Delta 3-wire Corner Gnd ^Δ	HBL9P320B	HBL9P320DB	HBL160M480DB
347/600V AC Wye	3Ph. Wye 4-wire +G	HBL10P320B	HBL10P320DB	HBL160M600B
600V AC Delta	3Ph. Delta 3-wire Corner Gnd ^Δ	HBL11P320B	HBL11P320DB	HBL160M600B

Service/Branch Panel Protection 160,000 Peak Amp Capacity (Type 1 SPD)

Voltage	Configuration	Catalog Number	With Disconnect	Replacement Module
120/240V AC Single Phase	1Ph. 3-wire +G	HBL3P160B	HBL3P160DB	HBL160M120B
120/208V AC Wye*	3Ph. Wye 4-wire +G	HBL4P160B	HBL4P160DB	HBL160M120B
240V AC Delta	3Ph. Delta 3-wire Corner Gnd ^Δ	HBL5P160B	HBL5P160DB	HBL160M240B
240/120V AC Delta split phase	3Ph. Delta 4-wire +G 'High Leg'	HBL6P160B	HBL6P160DB	HBL160M240BHL & HBL160M120B
277/480V AC Wye**	3Ph. Wye 4-wire +G	HBL8P160B	HBL8P160DB	HBL160M480B
480V AC Delta	3Ph. Delta 3-wire Corner Gnd ^Δ	HBL9P160B	HBL9P160DB	HBL160M480DB
347/600V AC Wye	3Ph. Wye 4-wire +G	HBL10P160B	HBL10P160DB	HBL160M347B
600V AC Delta	3Ph. Delta 3-wire Corner Gnd ^Δ	HBL11P160B	HBL11P160DB	HBL160M600B

Note: Units come standard with Surge Counter.

*120/208 Wye also applies to 127/220 Wye.

**277/480 Wye also applies to 220/380 Wye, 230/400 Wye and 240/415 Wye.

Electrical Specifications

320kA Panel	160kA Panel	SCCR [◇]	I _n	MCOV [†]	Voltage Protection Rating (VPR)							
					L-N		L-G		N-G		L-L	
					320kA	160kA	320kA	160kA	320kA	160kA	320kA	160kA
HBL3P320B	HBL3P160B	200kA	20kA	320/160	900	700	900	700	800	600	1500	1000
HBL4P320B	HBL4P160B	200kA	20kA	320/160	900	700	900	700	800	600	1500	1000
HBL5P320B	HBL5P160B	200kA	20kA	320/160	N/A	N/A	1500	1200	N/A	N/A	2000	1500
HBL6P320B	HBL6P160B	200kA	20kA	320/160	1000/1200	900/1500	900/1200	900/1200	800	700	1500	1500
HBL8P320B	HBL8P160B	200kA	20kA	320/160	1500	1200	1500	1200	1200	1200	2000	2500
HBL9P320B	HBL9P160B	200kA	20kA	320/160	N/A	N/A	1800	1800	N/A	N/A	2500	2500
HBL10P320B	HBL10P160B	200kA	20kA	320/160	1500	1500	1500	1500	1500	1500	2500	2500
HBL11P320B	HBL11P160B	200kA	20kA	320/160	N/A	N/A	3000	2500	N/A	N/A	2500	2500

Note: Specification applies to both (B) and (DB) series.

◇ SCCR - Short Circuit Current Rating. † MCOV - Maximum Continuous Operating Voltage. I_n - Nominal discharge current.

Product Specifications

Max. Surge Current per Phase:	320kA and 160kA
Max. Operating Temperature:	-20°F to 149°F (-4°C to 65°C)
Diagnostics Indicators:	Push to Test Diagnostics, Red and Green Status LED's, Dry Contacts, Audible Alarm and Surge Counter
Dimensions:	11.04"W x 22.44"H x 7.87"D (320kA) and 11.04"W x 20.32"H x 5.32"D (160kA)
Weight:	37 lbs. Max. (320kA) and 27 lbs. Max. (160kA)
Terminal Accommodation:	#10 AWG to #2 AWG
Operating Frequency:	50/60 Hz
EMI/RFI:	Up to -30dB
Housing Rating:	NEMA 1
Listing:	cULus UL1449 4th edition type 1 SPD, UL1283 5th edition, CSA C22.2 No. 269.2-13 1st edition, CSA 22.2, No. 8-13, 5th edition.
Warranty:	10 year



120kA Service/Branch Panel Protection

The SpikeShield® 120kA branch panel product offering features an economical, compact, modular design.

- Economical, compact, modular design
- Protect branch panels, safety switches and load centers
- Surge counter included in all units
- NEMA 1 enclosure
- LED and audible alarm status indicator
- UL1449 4th edition



HBL8P120C

Service/Branch Panel Protection 120,000 Peak Amp Capacity (Type 1 SPD)

Voltage V AC	Configuration	Catalog Number	Replacement Module
120/240V AC Single Phase	1Ph. 3-wire +G	HBL3P120C	HBL3P120CM
120/208V AC Wye*	3Ph. Wye 4-wire +G	HBL4P120C	HBL4P120CM
240/120V AC Delta split phase	3Ph. Delta 4-wire +G 'High Leg'	HBL6P120C	HBL6P120CMAC & HBL6P120CMB
277/480V AC Wye**	3Ph. Wye 4-wire +G	HBL8P120C	HBL8P120CM
480V AC Delta	3Ph. Delta 3-wire Corner Gnd ^Δ	HBL9P120C	HBL9P120CM
347/600V AC Wye	3Ph. Wye 4-wire +G	HBL10P120C	HBL10P120CM
600V AC Delta	3Ph. Delta 3-wire Corner Gnd ^Δ	HBL11P120C	HBL11P120CM

Note: Units come standard with Surge Counter.

*120/208 Wye also applies to 127/220 Wye.

**277/480 Wye also applies to 220/380 Wye, 230/400 Wye and 240/415 Wye.

Electrical Specifications

120kA Panel	SCCR [◇]	I _n	MCOV [†]	Voltage Protection Rating (VPR)			
				L-N	L-G	N-G	L-L
HBL3P120C	200kA	20kA	120	700	700	600	1000
HBL4P120C	200kA	20kA	120	700	700	600	1000
HBL6P120C	200kA	20kA	120	700/1000	700/1000	600	1200
HBL8P120C	200kA	20kA	120	1200	1200	1000	2000
HBL9P120C	200kA	20kA	120	N/A	1800	N/A	2000
HBL10P120C	200kA	20kA	120	1500	1500	1200	2500
HBL11P120C	200kA	20kA	120	N/A	2500	N/A	2500

Note: [◇] SCCR - Short Circuit Current Rating. [†] MCOV - Maximum Continuous Operating Voltage. I_n - Nominal discharge current.

Product Specifications

Max. Surge Current per Phase:	120kA
Max. Operating Temperature:	-40°F to 149°F (-40°C to 65°C)
Diagnostics Indicators:	Push to Test Diagnostics, Red and Green Status LED's, Dry Contacts, Audible Alarm and Surge Counter
Dimensions:	11.04"W x 11.44"H x 5.32"D
Weight:	23.0 lbs. Max.
Terminal Accommodation:	#10 AWG to #2 AWG
Operating Frequency:	50/60/400 Hz
EMI/RFI:	Up to -30dB
Housing Rating:	NEMA 1
Listing:	cULus UL1449 4th edition type 1 SPD, UL1283 5th edition, CSA C22.2 No. 269.2-13 1st edition, CSA 22.2, No. 8-13, 5th edition.
Warranty:	10 year

Wired-In Branch Panel Protection

The wired-in surge protection device brick design is ideal for areas where space is a major consideration. The surge unit can be mounted directly to the panel through a chase nipple connection which will reduce lead length and impedance while increasing protection levels.

The 100kA product features a NEMA 4X housing and a 200kA SCCR rating.

The SpikeShield wired-in surge protective devices are UL1449 4th edition listed.

- 100,000 Peak Amperage Capacity
- Ideal for areas where space is a major consideration
- Can be mounted directly to the panel through a chase nipple connection to reduce lead length and impedance



HBL9W100C

Wired-In Branch Panel Protection 100,000 Peak Amp Capacity (Type 2 SPD)

Service Voltage	Configuration	Catalog Number
120/240V AC Single Phase	1Ph. 3-wire +G	HBL3W100C
120/208V AC Wye*	3Ph. Wye 4-wire +G	HBL4W100C
240V AC Delta	3Ph. Delta 3-wire Corner Gnd ^Δ	HBL5W100C
240/120V AC Delta split phase	3Ph. Delta 4-wire +G 'High Leg'	HBL6W100C
277/480V AC Wye**	3Ph. Wye 4-wire +G	HBL8W100C
480V AC Delta	3Ph. Delta 3-wire Corner Gnd ^Δ	HBL9W100C
347/600V AC Wye	3Ph. Wye 4-wire +G	HBL10W100C
600V AC Delta	3Ph. Delta 3-wire Corner Gnd ^Δ	HBL11W100C

Note: *120/208 Wye also applies to 127/220 Wye.

**277/480 Wye also applies to 220/380 Wye, 230/400 Wye and 240/415 Wye.

^ΔAlso can be used on ungrounded systems.

Electrical Specifications

Catalog Number	SCCR \diamond	I_n	MCOV [†]	Voltage Protection Rating (VPR)			
				L-N	L-G	N-G	L-L
HBL3W100C	200kA	20kA	150/270	900	1200	700	1500
HBL4W100C	200kA	20kA	150/270	900	1200	700	1500
HBL5W100C	200kA	20kA	300	N/A	N/A	N/A	1500
HBL6W100C	200kA	20kA	275/150	1000	1200	700	1500
HBL8W100C	200kA	20kA	320/640	1200	2000	1000	2500
HBL9W100C	200kA	20kA	640	N/A	N/A	N/A	3000
HBL10W100C	200kA	20kA	390/780	1500	2500	1500	3000
HBL11W100C	200kA	20kA	780	N/A	N/A	N/A	3000

Note: \diamond SCCR - Short Circuit Current Rating.

[†] MCOV - Maximum Continuous Operating Voltage.

I_n - Nominal discharge current.

Product Specifications

Max. Surge Current per Phase:	100kA
Max. Operating Temperature:	-40°F to 140°F (-40°C to 60°C)
Diagnostics Indicators:	Green Status LED's, Audible Alarm, Dry Contacts
Dimensions:	9.9"W x 4.8"H x 3.1"D
Weight:	4.78 lbs.
Terminal Accommodation:	#10 AWG 18.0" Wire Leads
Frequency:	50/60 Hz
EMI/RFI:	Up to -30dB
Housing Rating:	Type 4X
Listing:	cULus UL 1449 4th edition type 2 SPD, UL1283 (Wye prod. only), CSA C22.2 NO. 8-M1986
Warranty:	10 year

Wired-In Surge Arrestors and Protective Devices

Surge Arrestors are a low cost solution that may be installed on the line side or load side of the service entrance. These are also excellent for OEM applications where size is an important variable.

Hubbell's 50kA single phase wired-in high-quality surge protective device features a compact design, NEMA 4X rating and are UL1449 4th edition listed.

- 36,000, 40,000 and 50,000 Peak Amperage Capacity
- Surge arrestors are a low cost solution that may be installed on the line side or load side of the service entrance
- Excellent for OEM applications where size is an important variable
- Single phase wired-in surge protective devices feature a compact design



Wired-In High-Quality Surge Protective Device (Type 1 SPD)

Service Voltage	Configuration	Peak Amp Capacity	Mounting Means	Catalog Number
120/240V AC Single Phase	1Ph. 3-wire + G	50kA	Side Nipple Mount	HBL3W50

Wired-In Surge Arrestors, Single Phase and Three Phase (Type 1 SPD)

Service Voltage	Configuration	Peak Amp Capacity	Mounting Means	Catalog Number
120/240V AC Single Phase	1Ph. 3-wire	36kA	Back Nipple Mount	HBLSDSA36
120/208V AC Wye*	3Ph. 4-wire	40kA	Back Nipple Mount	HBL4SA40
240V AC Delta	3Ph. 3-wire	40kA	Back Nipple Mount	HBL5SA40
277/480V AC Wye**	3Ph. 4-wire	40kA	Back Nipple Mount	HBL8SA40
480V AC Delta	3Ph. 3-wire	40kA	Back Nipple Mount	HBL9SA40
347/600V AC Wye	3Ph. 4-wire	40kA	Back Nipple Mount	HBL10SA40
600V AC Delta	3Ph. 3-wire	40kA	Back Nipple Mount	HBL11SA40

Electrical Specifications

Catalog Number	SCCR \diamond	I_n	MCOV \dagger	Voltage Protection Rating (VPR)			
				L-N	L-G	N-G	L-L
HBL3W50	25kA	10kA	150 (L-N, L-G), 300 (L-L)	700	800	N/A	1200
HBLSDSA36	22kA	10kA	150	700	N/A	N/A	1200
HBL4SA40	200kA	10kA	180 (L-N), 360 (L-L)	700	N/A	N/A	1200
HBL5SA40	200kA	10kA	360 (L-L)	N/A	N/A	N/A	1200
HBL8SA40	200kA	10kA	420 (L-N), 840 (L-L)	1500	N/A	N/A	2500
HBL9SA40	200kA	10kA	840 (L-L)	N/A	N/A	N/A	2500
HBL10SA40	200kA	10kA	510 (L-N), 1020 (L-L)	1800	N/A	N/A	3000
HBL11SA40	200kA	10kA	1020 (L-L)	N/A	N/A	N/A	3000

Note: \diamond SCCR - Short Circuit Current Rating. \dagger MCOV - Maximum Continuous Operating Voltage. I_n - Nominal discharge current.

Product Specifications

Service Voltage	Single Phase	Single Phase	Three Phase
Max. Surge Current per Phase:	50kA	36kA	40kA
Max. Operating Temperature:	-40°F to 149°F (-40°C to 65°C)	-40°F to 149°F (-40°C to 65°C)	-40°F to 149°F (-40°C to 65°C)
Diagnostics Indicators:	Green Status LED per line	Green Status LED per line	Green Status LED per line
Dimensions:	3.0"W x 3.6"H x 2.67"D	2.25"W x 2.25"H x 1.94"D	3.60"W x 3.0"H x 2.64"D
Weight:	1.8 lbs.	.72 lbs.	1.8 lbs.
Terminal Accommodation:	#12 AWG Wire Leads	#14 AWG Wire Leads	#12 AWG Wire Leads
Frequency:	50/60 Hz	50/60 Hz	50/60 Hz
EMI/RFI:	Up to -30dB	Up to -30dB	Up to -30dB
Housing Rating:	Type 4X	Type 4X	Type 4X
Listing:	UL1449 4th edition	UL1449 4th edition	UL1449 4th edition
Warranty:	10 year	2 year	2 year



Features and Benefits



UL2930 Listed

UL2930 Healthcare Outlet Assembly (HCOA)

- Hubbell's UL2930 HCOA's are the industry first
- UL listed product for patient care areas
- Product is available with or without L-N surge protection



HBL6MG620
Surge Protected
HCOA

HBL6MGRPT620
RPT HCOA



Housing Design

- First UL2930 product ever sold
- 15A and 20A 125V versions
- Surge protected models in all configurations
- Non-surge protected RPT models in all configurations



Contacts

- Equipment grounding terminal



Safety

- Tamper-resistant flip covers
- Green LED indicates surge protection working



Cord

- 6 ft. or 15 ft. cord length
- 12/3 AWG cord on 15A and 20A models
- 45° angle plug (15A series)
- 90° angle plug (20A series)



UL2930 Healthcare Outlet Assembly (HCOA)


Description	# of Outlets	Joule Rating	Cord Length	Color	15 Amp	20 Amp
UL 2930 HCOA with L-N Surge Protection	6	550	6'	White	HBL6MG6	HBL6MG620
UL 2930 HCOA Relocatable Power Tap (RPT)	6	550	15'	White	HBL6MG15	HBL6MG1520
UL 2930 HCOA	6	N/A	6'	White	HBL6MGRPT6	HBL6MGRPT620
UL 2930 HCOA Relocatable Power Tap (RPT)	6	N/A	15'	White	HBL6MGRPT15	HBL6MGRPT1520



Listed to UL1449
and UL1363

Healthcare Industry

- Hospital grade ● tamper-resistant receptacles with a hospital grade ● plug
- cULus 1449 4th edition
- Heavy duty metal housing
- Available with a 2-port USB charging outlet



Industrial Grade

- Tamper-resistant receptacles with a heavy duty plug
- cULus listed to UL1449 4th edition, UL1363
- Heavy duty metal housing

SpikeShield® Surge Protective Devices (SPD) with Tamper-Resistant Receptacles and Heavy Duty Plug

Description	# of Outlets	Joule Rating	Cord Length	Color	Healthcare Industry		Industrial Grade	
					15 Amp	20 Amp	15 Amp	20 Amp
UL Type 3 SPD, Heavy Duty Metal Housing	6	1100	6'	White	HBL6HG6	HBL6HG620	HBL6SS6	HBL6SS620
	6	1100	15'	White	HBL6HG15	HBL6HG1520	HBL6SS15	HBL6SS1520
UL Type 3 SPD, Heavy Duty Metal Housing with 2-port USB	4	1100	6'	White	HBL6HGUSB6	—	—	—

Metallic Surge Protection Strips

Description	# of Outlets	Joule Rating	Peak AMP Rating	Cord Length	Color	Down Line Warranty	Catalog Number
Metal Power Strip (No surge protection)	6	N/A	N/A	6'	Off. White	N/A	HBL6MPS
Metal Power Strip (No surge protection)	6	N/A	N/A	15'	Off. White	N/A	HBL6MPS15
Metal SPD	6	1050	19.5kA	6'	Off. White	\$2,500	HBL6MPS1050
Metal SPD	6	1050	19.5kA	15'	Off. White	\$2,500	HBL6MPS105015
SPD with Wire Management	6	350	6.5kA	6'	Yellow	\$2,500	HBL6PS350YL
SPD with Wire Management	8	350	6.5kA	6'	Yellow	\$2,500	HBL8PS350YL



HBL6MPS



HBL6PS350YL



HBL6PS350A



HBL8PS2100MA



HBL4PS1050USBA

Non-Metallic Surge Protection Strips

Description	# of Outlets	Joule Rating	Peak AMP Rating	Cord Length	Color	Down Line Warranty	Catalog Number
Power Strip (No surge protection)	6	N/A	N/A	6'	Off. White	N/A	HBL6PPS
SPD	6	350	6.5kA	6'	Off. White	\$2,500	HBL6PS350A
SPD	6	350	6.5kA	15'	Off. White	\$2,500	HBL6PS35015A
SPD with Fax/Modem	6	1050	19.5kA	6'	Off. White	\$2,500	HBL6PS1050MA
SPD	7	1050	19.5kA	6'	Off. White	\$10,000	HBL7PS1050A
SPD with Fax/Modem	7	1050	19.5kA	6'	Off. White	\$10,000	HBL7PS1050MA
SPD	7	1050	19.5kA	15'	Off. White	\$10,000	HBL7PS105015A
SPD with Fax/Modem/CATV	8	2100	39kA	6'	Off. White	\$25,000	HBL8PS2100MA
SPD with Two USB Ports and 90° Angle Plug.	4	1050	19.5kA	6'	Black	\$10,000	HBL4PS1050USBA



Features and Benefits

Surge Protection Receptacles

Hubbell offers a broad range SPD receptacles with technology that is unsurpassed. Inside Hubbell SPD receptacles are two 22mm square MOVs providing 240 joules of surge protection for each mode. The nylon component shield protects the printed circuit board from contaminants. An all-glass, conformably coated PC board provides superior moisture immunity for longer life in humid environments.

- Alarmed and non-alarmed versions
- Available in 15A and 20A versions
- Commercial Specification Grade and Hospital Grade
- IG available in all versions



IG8362SA

Note: The effectiveness of SPD devices diminishes with the increase in distance between the device and the equipment to be protected.



Housing Design

- Meets UL Standards 1449 4th Edition and 498; CSA Certified
- Impact-resistant nylon face
- Available in Hospital Grade, 4-PLEX®, SNAPConnect® and Tamper-Resistant
- Fits standard wall box



Terminals

- Back and side wiring capability provides easy installation with stranded or solid wire



One-Piece Mounting Strap

- Wrap-around, locked on steel mounting strap provides additional support strength for receptacle assembly
- Automatic self-grounding staple attached to bridge meets NEC® requirements



Contacts

- Green grounding screw connected directly to the grounding contacts



Identification

- Distinctive surge symbol provides quick visual identification
- Surge protection indicator light
- Muting screw allows damage-alert alarm to be silenced until device is replaced



4-PLEX Surge Receptacles

- Distinctive surge symbol
- Surge protection indicator light

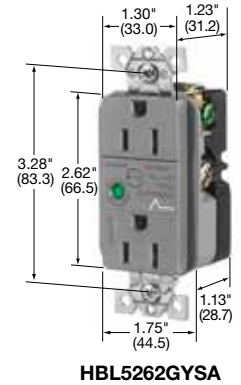
NEC® is a registered trademark of the National Fire Protection Association (NFPA).



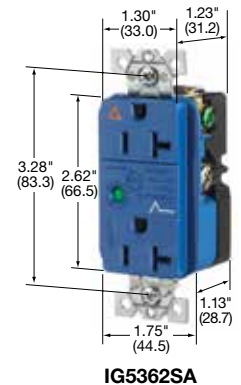
Circuit Guard®, Specification Grade Duplex Receptacles




Description	Color	Catalog Number	
Surge protection receptacles with light, 240 joules, 15kA peak current.	Blue	HBL5260SA	HBL5360SA
	Ivory	HBL5260ISA	HBL5360ISA
	Office White	HBL5260OWSA	HBL5360OWSA
	White	HBL5260WSA	HBL5360WSA
	Almond	HBL5262ALSA	HBL5362ALSA
Surge protection receptacles with light and alarm, 240 joules, 15kA peak current.	Blue	HBL5262SA	HBL5362SA
	Gray	HBL5262GYSA	HBL5362GYSA
	Ivory	HBL5262ISA	HBL5362ISA
	Office White	HBL5262OWSA	HBL5362OWSA
	White	HBL5262WSA	HBL5362WSA
Isolated ground, surge protection receptacles with light and alarm, 240 joules, 15kA peak current.	Blue	IG5262SA	IG5362SA
	Gray	IG5262GYSA	IG5362GYSA
	Ivory	IG5262ISA	IG5362ISA
	Office White	IG5262OWSA	IG5362OWSA
	Orange	IG5262OSA	IG5362OSA
4-PLEX® surge protection receptacles with lights, 80 joules, 6.5kA peak current.	Blue	HBL415S	HBL420S
	Ivory	HBL415IS	HBL420IS



HBL5262GYSA



IG5362SA



HBL8362ISA

Circuit Guard®, Hospital Grade Duplex Receptacles


Description	Color	Catalog Number	
Surge protection receptacles with light and alarm, 240 joules, 15kA peak current.	Almond	HBL8262ALSA	HBL8362ALSA
	Blue	HBL8262SA	HBL8362SA
	Gray	HBL8262GYSA	HBL8362GYSA
	Ivory	HBL8262ISA	HBL8362ISA
	Red	HBL8262RSA	HBL8362RSA
	White	HBL8262WSA	HBL8362WSA
Isolated ground, surge protection receptacles with light and alarm, 240 joules, 15kA peak current.	Blue	IG8262SA	IG8362SA
	Gray	IG8262GYSA	IG8362GYSA
	Ivory	IG8262ISA	IG8362ISA
	Orange	IG8262OSA	IG8362OSA
	Red	IG8262RSA	IG8362RSA
	White	IG8262WSA	IG8362WSA
4-PLEX surge protection receptacles with lights, 80 joules, 6.5kA peak current.	Blue	—	HBL420HS
	Ivory	—	HBL420HIS
	Red	—	HBL420HRS

4-PLEX® Accessories

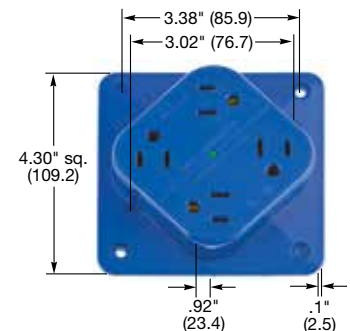
Description	Color	Catalog Number
4-PLEX adapter plates for 1- and 2-gang (4-PLEX mount directly to 4" (101.6) square device boxes).	Blue	HBL4APBL
	Ivory	HBL4API
	Red	HBL4APR
4-PLEX portable box. Portable 4" (101.6) square box with one cord grip. Accepts up to .66" (16.8) dia. cord.	Ivory	HBL4PBI

Note: 4-PLEX box is not UL Listed.

Wallplates (Sold Separately)

Configuration	High-Impact Nylon			Plated Steel	Stainless Steel (S/S) Brass		
	Color	Standard	Mid-Size				
 1-Gang	Almond	NP26AL	NPJ26AL	Chrome Brass Plated	SCH26 SBP26	Smooth S/S	SS26
	Blue	—	NPJ26CBL*			Smooth S/S	SSJ26▲
	Blue	—	NPJ26BL			Smooth Brass	SB26
	Gray	NP26GY	NPJ26GY				
	Ivory	—	NPJ26C*				
	Ivory	NP26I	NPJ26I				
	Off. White	NP26OW	NPJ26OW				
	Orange	NP26OIG**	—				
	Red	NP26R	NPJ26R				
	White	NP26W	NPJ26W				

Note: *Premarked "COMPUTER ONLY." Lettering is block 1/4" high.
 **Premarked "ISOLATED GROUND." Lettering is block 1/4" high.
 ▲ Jumbo size plate.
 See section O for additional wallplates.



HBL415S

Dimensions in Inches (mm)



Features and Benefits

SNAPConnect® Surge Protection and Isolated Ground Receptacles Heavy Duty Specification Grade

Hubbell's SNAPConnect® Isolated Ground devices are available in a variety of styles.

- All SNAPConnect® IG receptacles include Hubbell's industry best tamper resistant shutter
- 15A and 20A models are available in Hospital Grade, HG Decorator, Commercial Specification Grade, and Commercial Decorator versions
- SNAPConnect® IG devices are also available with a power indicating LED version in all the aforementioned grades. The power indicating product is also available in a non TR shutter design
- SNAPConnect® connectors come standard with solid or stranded 12 AWG THHN



SNAP5362SA

SNAP5362IGLTR

Note: The effectiveness of SPD devices diminishes with the increase in distance between the device and the equipment to be protected.



Protection

- Hubbell surge receptacles offer 240 joules of protection and 15 kA peak current rating
- Surge protection LED indicator flashes when surge protection is lost
- Audible alarm also provides user notification that surge protection has been lost. Muting screw allows user to turn alarm OFF once replacement has been scheduled



Isolated Ground

- IG triangle on the face of the receptacle clearly indicates isolated ground device
- LED Power-ON indicator available on all models
- Hubbell's patented TR shutter design is utilized on all IG receptacles that feature the Tamper-Resistant option



Installation

- SNAPConnect® devices reduce labor time during installation and when being serviced in the future
- Connectors available with solid or stranded leads
- Custom length leads available
- Push on wire option also available on SNAPConnect® connectors



Installation


- SNAPConnect® Isolated ground devices are available in standard duplex design or decorator shape
- 15A and 20A version in Commercial Specification Grade and Hospital Grade
- SNAPConnect® Isolated Ground devices provide a clean ground path for sensitive equipment



SNAPConnect® Tamper-Resistant Surge Protection Receptacle with Power Indicating LED



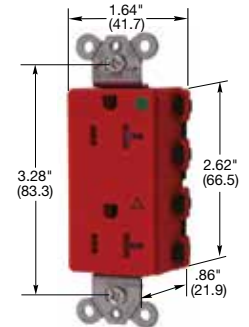
Description	Color	Catalog Number	
Hospital Grade ● SNAPConnect® Tamper-Resistant, surge suppression duplex receptacle, smooth face, 240 joules, 15kA peak current.	Blue	SNAP8262S	SNAP8362S
	Gray	SNAP8262GYS	SNAP8362GYS
	Ivory	SNAP8262IS	SNAP8362IS
	Light Almond	SNAP8262LAS	SNAP8362LAS
	Red	SNAP8262RS	SNAP8362RS
	White	SNAP8262WS	SNAP8362WS
Commercial Grade SNAPConnect® Tamper-Resistant, surge suppression duplex receptacle, smooth face, 240 joules, 15kA peak current.	Blue	SNAP5262S	SNAP5362S
	Gray	SNAP5262GYS	SNAP5362GYS
	Ivory	SNAP5262IS	SNAP5362IS
	Light Almond	SNAP5262LAS	SNAP5362LAS
	White	SNAP5262WS	SNAP5362WS



SNAP5262S

SNAPConnect® Tamper-Resistant Isolated Ground Receptacle

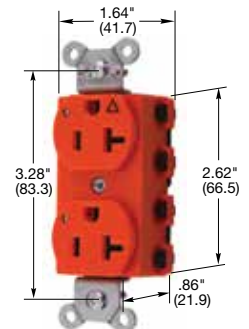
Description	Color	Catalog Number	
Hospital Grade ● SNAPConnect® Tamper-Resistant, isolated ground, smooth face, duplex.	Orange	SNAP8200IGTRA	SNAP8300IGTRA
	Red	SNAP8200RIGTRA	SNAP8300RIGTRA
Hospital Grade ● Style Line® decorator SNAPConnect® Tamper-Resistant, isolated ground, smooth face, duplex.	Orange	SNAP2172IGTRA	SNAP2182IGTRA
	Red	SNAP2172RIGTRA	SNAP2182RIGTRA
Commercial Grade, isolated ground.	Orange	SNAP5262IGTRA	SNAP5362IGTRA
Style Line® decorator.	Orange	SNAP2152IGTRA	SNAP2162IGTRA



SNAP2182RIGTRA

SNAPConnect® Isolated Ground Receptacle with Power Indicating LED

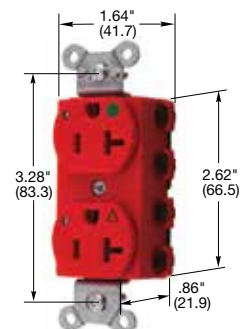
Description	Color	Catalog Number	
Hospital Grade ● SNAPConnect® Tamper-Resistant, isolated ground, smooth face, duplex.	Orange	SNAP8200IGL	SNAP8300IGL
	Red	SNAP8200RIGL	SNAP8300RIGL
Hospital Grade ● Style Line® decorator SNAPConnect® Tamper-Resistant, isolated ground, smooth face, duplex.	Orange	SNAP2172IGL	SNAP2182IGL
	Red	SNAP2172RIGL	SNAP2182RIGL
Commercial Grade, isolated ground.	Orange	SNAP5262IGL	SNAP5362IGL
Style Line® decorator.	Orange	SNAP2152IGL	SNAP2162IGL



SNAP5362IGL

SNAPConnect® Tamper-Resistant Isolated Ground Receptacle with Power Indicating LED


Description	Color	Catalog Number	
Hospital Grade ● SNAPConnect® Tamper-Resistant, isolated ground, smooth face, duplex.	Orange	SNAP8200IGLTRA	SNAP8300IGLTRA
	Red	SNAP8200RIGLTRA	SNAP8300RIGLTRA
Commercial Grade Style Line® decorator.	Orange	SNAP2172IGLTRA	SNAP2182IGLTRA
	Red	SNAP2172RIGLTRA	SNAP2182RIGLTRA
Commercial Grade, isolated ground.	Orange	SNAP5262IGLTRA	SNAP5362IGLTRA
Style Line® decorator.	Orange	SNAP2152IGLTRA	SNAP2162IGLTRA



SNAP8300RIGLTRA

SNAPConnect® Right Angle Pigtailed Connector for General Use

Description	Solid Wire	Stranded Wire
Clear right angle terminal with 6 inch leads #12 AWG THHN/THWN-2, 600V, Polycarbonate housing material.	SNAP1RA	SNAP2RA



SNAP1RA

Note: See page Tech-10 for Tamper-Resistant and LED Power Indicators descriptions.

Dimensions in Inches (mm)



Features and Benefits

Straight Blade Isolated Ground Receptacles

In February 1968, Hubbell patented the first isolated ground receptacle. Today —when a clean, noise-free ground is more important than ever—Hubbell is still setting the standard.

Hubbell uses insulation barrier construction on many models to isolate the ground contacts from the mounting strap. The green grounding screw is connected directly to the grounding contacts. In this way, ground contacts are separated from the mounting strap and also from the conventional grounding system. The isolated ground circuit is completed by running a dedicated insulated ground wire from the system ground buss to the green grounding screw.

And there's more to the Hubbell line:

- Available in 19 NEMA configurations and a total of 60 different type receptacles.
- Versatility and mobility: With Hubbell's grounding method, Hubbell's IG devices can be mounted in boxes, on metal panels almost anywhere.
- Hubbell quality: Every Hubbell IG device meets and exceeds all applicable codes and standards, specially the toughest standard of all, the Hubbell standard of excellence.



IG5362




Housing Design

- Dimensionally stable, reinforced thermoplastic polyester provides impact strength in addition to heat and flame resistance
- Impact-resistant nylon face
- Straight blade 15A and 20A, 125V duplex receptacles are available in a variety of colors



Terminals

- Back and side wiring capability provides easy installation with stranded or solid wire



One-Piece Mounting Strap

- Wrap-around, locked on brass mounting strap provides additional support strength for receptacle assembly
- Automatic self-grounding clip assures ground continuity between mounting strap and metal wall box



Contacts

- Green grounding screw connected directly to the grounding contacts
- Insulation barrier construction — first patented by Hubbell — isolates ground contacts from the mounting strap



Identification

- IG triangle on the face of the receptacle clearly indicates isolated ground device
- Amperage and voltage clearly indicated



Center Rivet

- Square head, 10-thread bronze center rivet won't rotate, reduces stripping and resists corrosion

Hospital Grade ●, HBL® Extra Heavy Duty, Isolated Ground Receptacles




15A 125V
NEMA 5-15R
UL CSA
0.5 HP



20A 125V
NEMA 5-20R
UL CSA
1 HP

Description	Color	Catalog Number	
Flush, thermoplastic polyester face, duplex, back and side wired, multiple drive screws.	Orange	IG8200	IG8300
	Red	IG8200R	IG8300R
Style Line® decorator.	Orange	—	IG2182
	Ivory	—	IG2182I
	White	—	IG2182WA
Flush, thermoplastic polyester face, single.	Orange	IG8210	IG8310



IG8200

15A and 20A, 125V HBL® Extra Heavy Duty, Specification Grade, Isolated Ground Receptacles




15A 125V
NEMA 5-15R
UL CSA
0.5 HP




20A 125V
NEMA 5-20R
UL CSA
1 HP

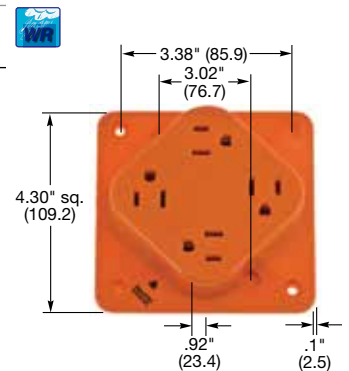
Description	Color	Catalog Number	
Flush, nylon face, duplex, back and side wired, multiple drive screws.	Orange	IG5262	IG5362
	Gray	IG5262GY	IG5362GY
	Ivory	IG5262I	IG5362I
	Red	IG5262R	IG5362R
	White	—	IG5362W
Weather Resistant, duplex, isolated ground.	Orange	IG5262WR	IG5362WR
	Gray	IG5262GYWR	IG5362GYWR
	Ivory	IG5262IWR	IG5362IWR
	Red	IG5262RWR	IG5362RWR
	White	—	IG5362WWR
Finder groove, nylon face, duplex, back and side wired.	Orange	CR5252IG	CR5352IG
	Black	CR5252IGBK	CR5352IGBK
	Blue	—	CR5352IGBL
	Gray	CR5252IGGY	CR5352IGGY
	Ivory	CR5252IGI	CR5352IGI
	Office White	CR5252IGOW	CR5352IGOW
	White	CR5252IGW	CR5352IGW
Style Line® decorator, flush, nylon face, back and side wired.	Orange	IG2152	IG2162
	Gray	—	IG2162GY
4-PLEX® receptacle.	Orange	IG415	IG420*
Flush, nylon face, single, back and side wired.	Orange	IG5261	IG5361
Weather Resistant, single, isolated ground.	Orange	IG5261WR	IG5361WR



IG5262



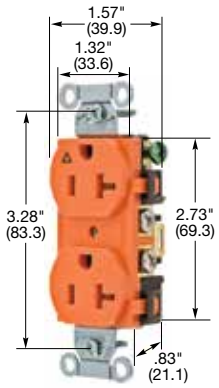
CR5252IG



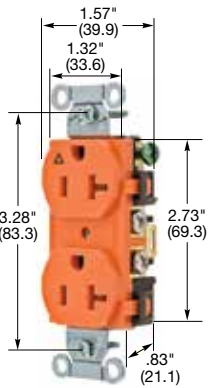
IG415

Note: *Not Fed. Spec. Listed.
See page Tech-10 for Weather Resistant description.
See page A-46 and A-47 for accessories.
See page A-23 for 4-PLEX accessories.

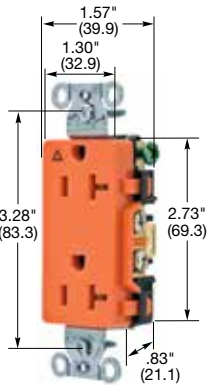
Dimensions in Inches (mm)




IG5352



IG20CR



IG20DR



IG9308

Hubbell-PRO Heavy Duty Specification Grade

Description	Color	Catalog Number	
Smooth face, duplex, back and side wired.	Orange	IG5252	IG5352
	Almond	IG5252AL	IG5352AL
	Gray	IG5252GY	IG5352GY
	Ivory	IG5252I	IG5352I
	Light Almond	IG5252LA	IG5352LA
	White	IG5252W	IG5352W
Tamper-Resistant, smooth face, duplex, back and side wired.	Orange	IG5252TR	IG5352TR
	Ivory	IG5252ITR	IG5352ITR
	White	IG5252WTR	IG5352WTR



Note: See page Tech-10 for Tamper-Resistant description.



15A 125V
NEMA 5-15R
UL CSA
0.5 HP



20A 125V
NEMA 5-20R
UL CSA
1 HP

Commercial Specification Grade

Description	Color	Catalog Number	
Smooth face, duplex, side wired.	Orange	IG15CR	IG20CR
	Almond	IG15CRAL	IG20CRAL
	Gray	IG15CRGRY	IG20CRGRY
	Ivory	IG15CRI	IG20CRI
	Light Almond	IG15CRLA	IG20CRLA
	White	IG15CRWHI	IG20CRWHI
Style Line® decorator; smooth face; back and side wired.	Orange	IG15DR	IG20DR
	Almond	IG15DRAL	IG20DRAL
	Gray	IG15DRGRY	IG20DRGRY
	Ivory	IG15DRI	IG20DRI
	Light Almond	IG15DRLA	IG20DRLA
	White	IG15DRWHI	IG20DRWHI

15A and 20A, 250V HBL® Extra Heavy Duty, Specification Grade, Isolated Ground Receptacles

Description	Color	Catalog Number	
Flush, nylon face, duplex, back and side wired, multiple drive screws.	Orange	IG5662	IG5462
Flush, nylon face, single.	Orange	IG5661	IG5461



15A 250V
NEMA 6-15R
UL CSA
1.5 HP



20A 250V
NEMA 6-20R
UL CSA
2 HP

IP20
SUITABILITY

30A, 125V and 250V Isolated Ground Receptacles

Description	Color	Catalog Number	
Single receptacle, 2 pole, 3 wire grounding.	Orange	IG9308	IG9330



30A 125V
NEMA 5-30R
UL CSA
2 HP



30A 250V
NEMA 6-30R
UL CSA
2 HP

Dimensions in Inches (mm)



Features and Benefits

Isolated Ground Twist-Lock® Receptacles

Hubbell uses insulation barrier construction to isolate the ground contacts from the mounting strip, providing a clean, noise-free ground for sensitive equipment.

Face color-coding by voltage facilitates locating and mating of proper devices.



125V AC



250V AC



480V AC



125/250V AC



IG2310



Housing Design

- Impact-resistant nylon face
- Boss diameter is 1.56 in. (39.6) on 20 and 30A devices, simplifying installation
- Glass-filled thermoplastic polyester base is heat and impact resistant, providing dimensional stability and strength



Terminals

- Back and side wiring capability provides easy installation with stranded or solid wire



Mounting Strap

- All-brass mounting and grounding system provides a low resistance ground path
- Automatic self-grounding clip assures ground continuity between mounting strap and metal wall box




Contacts

- Insulation barrier construction first patented by Hubbell isolates ground contact from the mounting strap
- Wire restraint recess for both back and side wiring reduces terminal loosening
- One-piece contact with long spring arm (low stress) and oxide cutting nibs; prevents stress and overheating



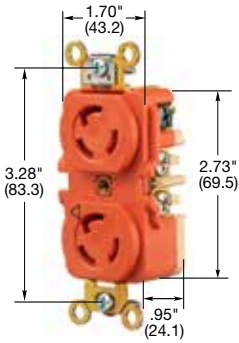
Identification

- Color-coding by voltage rating helps ensure mating of proper devices
- Amperage and voltage clearly indicated



Wiring

- #10 silicon bronze terminal screw provides excellent strength and resistance to corrosion and stripping
- External back wiring allows visual inspection of terminations



IG4700A

15A, 125V and 250V Back and Side Wired



15A 125V
NEMA L5-15R
UL/CSA



15A 250V
NEMA L6-15R
UL/CSA

Description	Poles/Wires	Color	Catalog Number	Catalog Number
Flush, RTP face, duplex.	2 pole, 3 wire	Orange	IG4700A*	IG4550A*
Flush, RTP face, single.	2 pole, 3 wire	Orange	IG4710	IG4560

*Note: RTP is an abbreviation for reinforced thermoplastic polyester.
Supplied with break-off tabs for split circuit wiring.



20A 125V
NEMA L5-20R
UL/CSA
1 HP



20A 250V
NEMA L6-20R
UL/CSA
2 HP



20A 480V AC
NEMA L8-20R
UL/CSA
3 HP

20A, 125V, 250V and 480V AC Back and Side Wired

Description	Poles/Wires	Color	Catalog Number	Catalog Number	Catalog Number
Flush, nylon face, single.	2 pole, 3 wire	Orange	IG2310	IG2320	IG2340



30A 125V
NEMA L5-30R
UL/CSA
2 HP



30A 250V
NEMA L6-30R
UL/CSA
2 HP

30A, 125V and 250V Back and Side Wired

Description	Poles/Wires	Color	Catalog Number	Catalog Number
Flush, nylon face, single.	2 pole, 3 wire	Orange	IG2610	IG2620



20A 125/250V AC
NEMA L14-20R
UL/CSA
2 (1) HP



20A 3Ø 250V AC
NEMA L15-20R
UL/CSA
3 HP

20A, 125V/250V and 3Ø 250V AC Back and Side Wired

Description	Poles/Wires	Color	Catalog Number	Catalog Number
Flush, nylon face, single.	3 pole, 4 wire	Orange	IG2410	IG2420



30A 125/250V AC
NEMA L14-30R
UL/CSA
2 (2) HP



30A 3Ø 250V AC
NEMA L15-30R
UL/CSA
3 HP

30A, 125V/250V and 3Ø 250V AC Back and Side Wired

Description	Poles/Wires	Color	Catalog Number	Catalog Number
Flush, nylon face, single.	3 pole, 4 wire	Orange	IG2710	IG2720



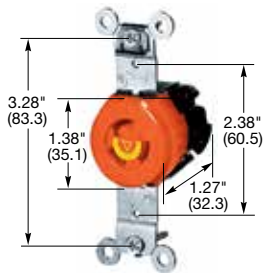
20A 3ØY
120/208V AC
NEMA L21-20R
UL/CSA
2 HP



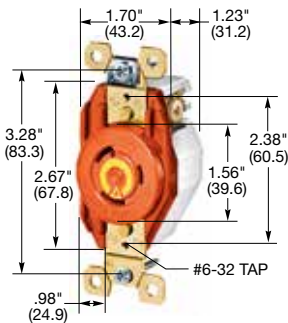
30A 3ØY
120/208V AC
NEMA L21-30R
UL/CSA
3 HP

20A and 30A, 3ØY 120/208V AC Back and Side Wired

Description	Poles/Wires	Color	Catalog Number	Catalog Number
Flush, nylon face, single.	4 pole, 5 wire	Orange	IG2510	IG2810



IG4710



IG2310

Dimensions in Inches (mm)