

Toggle Switches

Features




Standard toggle switches provide the basic ON/OFF control for home lighting and appliances.

- Tough thermoplastic with ultrasonically welded cover and base
- Elongated strap for easier wall box mounting
- Quiet snap action mechanism
- Multiple-drive Slot/Phillips/Robertson head screws
- Hi-visibility yellow base for easy installation
- Operating temperature: -20°C to 60°C
- UL Listed, CSA Certified







RS115W

Single Pole Toggle Switches

| Description | Single Pole | Single Pole | Single Pole, Illuminated |
|--------------|--|--|--|
| Termination | Grounding, Push and Side Wire | Self-Grounding, Push and Side Wire | Self-Grounding, Push and Side Wire |
| Rating | 15A 120V AC | 15A 120V AC | 15A 120V AC |
| |  |  |  |
| Color | | | |
| Clear | — | — | RS115ILC |
| Black | RS115BK | — | — |
| Brown | RS115 | RS115S | — |
| Ivory | RS115I | RS115SI | RS115ILI* |
| Light Almond | RS115LA | RS115SLA | RS115ILLA* |
| White | RS115W | RS115SW | RS115ILW* |

Note: *Frame is clear and illuminates, toggle is colored. Does not require a neutral wire.

Three and Four Way Toggle Switches

| Description | Three Way | Three Way | Three Way, Illuminated | Four Way |
|--------------|---|---|---|---|
| Termination | Grounding, Push and Side Wire | Self-Grounding, Push and Side Wire | Self-Grounding, Push and Side Wire | Self-Grounding, Side Wire |
| Rating | 15A 120V AC | 15A 120V AC | 15A 120V AC | 15A 120V AC |
| |  |  |  |  |
| Color | | | | |
| Clear | — | — | RS315ILC | — |
| Black | RS315BK | — | — | — |
| Brown | RS315 | RS315S | — | RS415 |
| Ivory | RS315I | RS315SI | RS315ILI* | RS415I |
| Light Almond | RS315LA | RS315SLA | RS315ILLA* | RS415LA |
| White | RS315W | RS315SW | RS315ILW* | RS415W |

Note: *Frame is clear and illuminates, toggle is colored. Does not require a neutral wire.

Dimensions in Inches (mm)